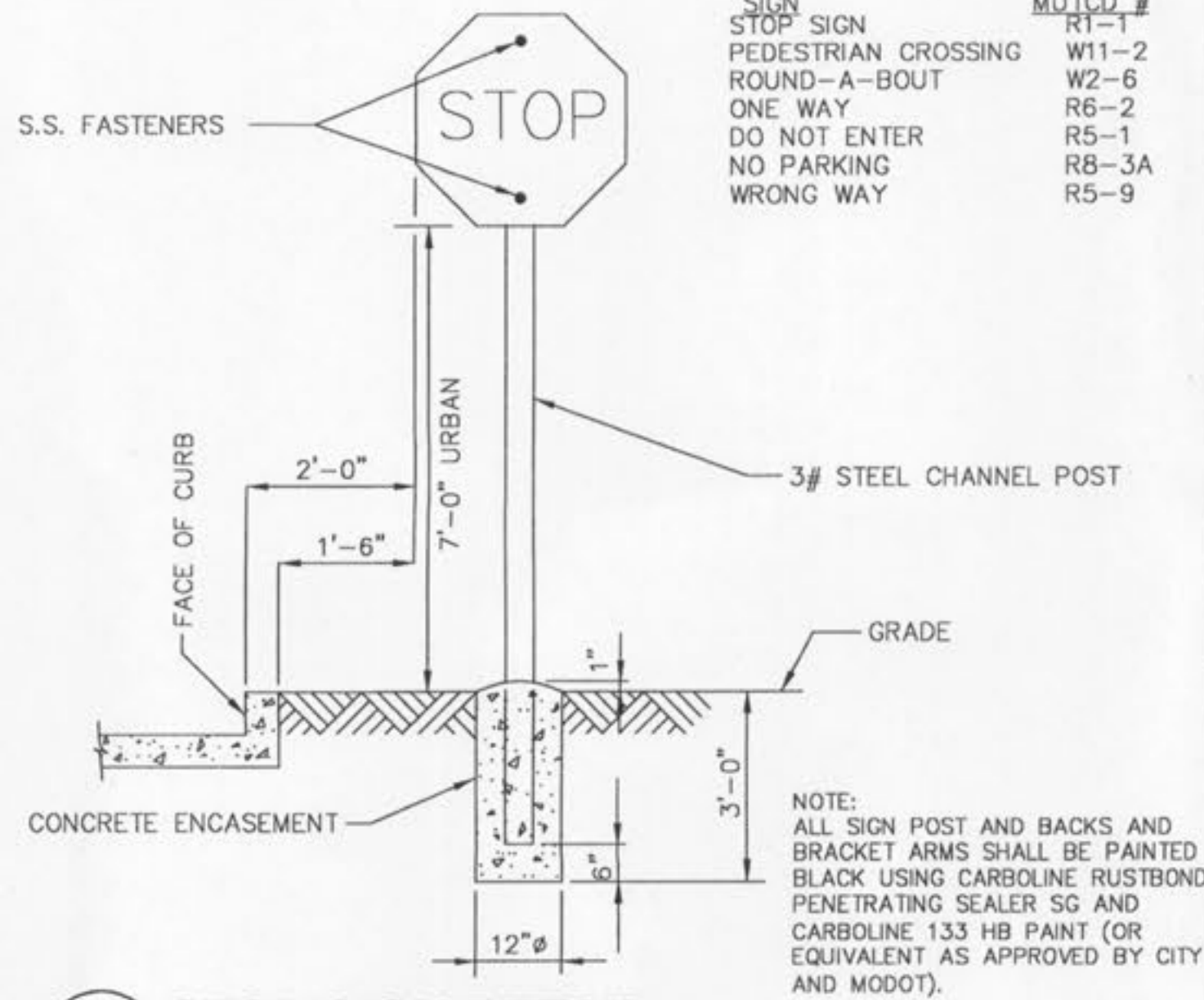


FIRE HYDRANT DETAILS

THRUST BLOCK DIMENSIONS (INCHES)


PIPE SIZE	D	K	V	M	H	P	R
2	26	4	14	14	26	21	
4	28	4	14	14	26	21	
6	36	6	18	18	36	30	

10 FIRE HYDRANT DETAIL
SCALE: N.T.S. REF. DWG. C4.0



- SIGN MUTCD #
- STOP SIGN R1-1
 - PEDESTRIAN CROSSING W11-2
 - ROUND-A-BOUT W2-6
 - ONE WAY R6-2
 - DO NOT ENTER R5-1
 - NO PARKING R8-3A
 - WRONG WAY R5-9

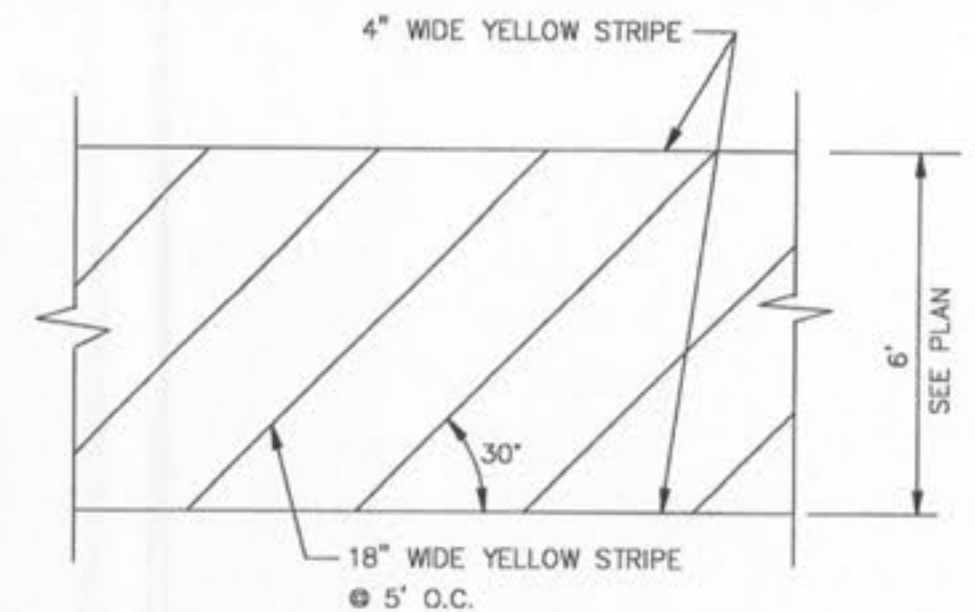
9 STOP SIGN DETAIL
SCALE: N.T.S. REF. DWG. C3.0



Bottom Left:
Rhodes Bench
Sizes 4' to 10' lengths. Castings in aluminum, iron and bronze. Options: Metal slat seat, custom sizes.

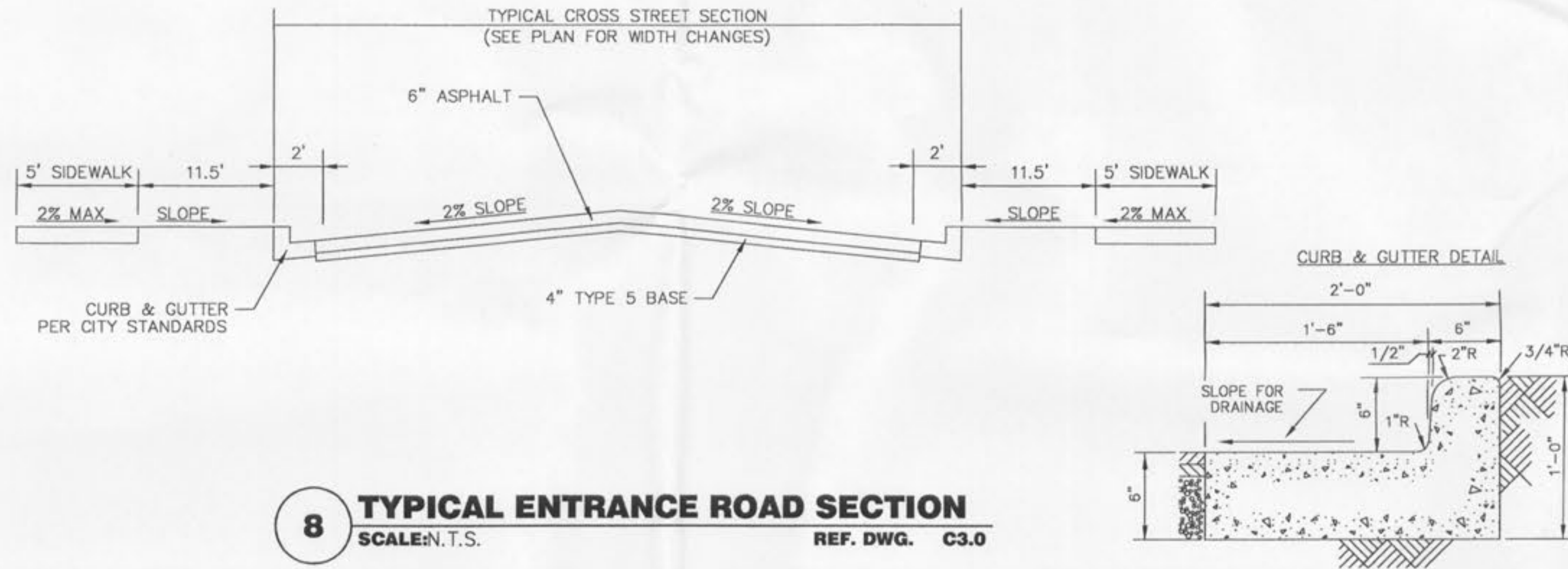
CONTRACTOR TO SUBMIT SHOP DRAWINGS TO ARCHITECT OR ENGINEER FOR REVIEW

6 BENCH DETAIL
SCALE: N.T.S. REF. DWG. C3.0

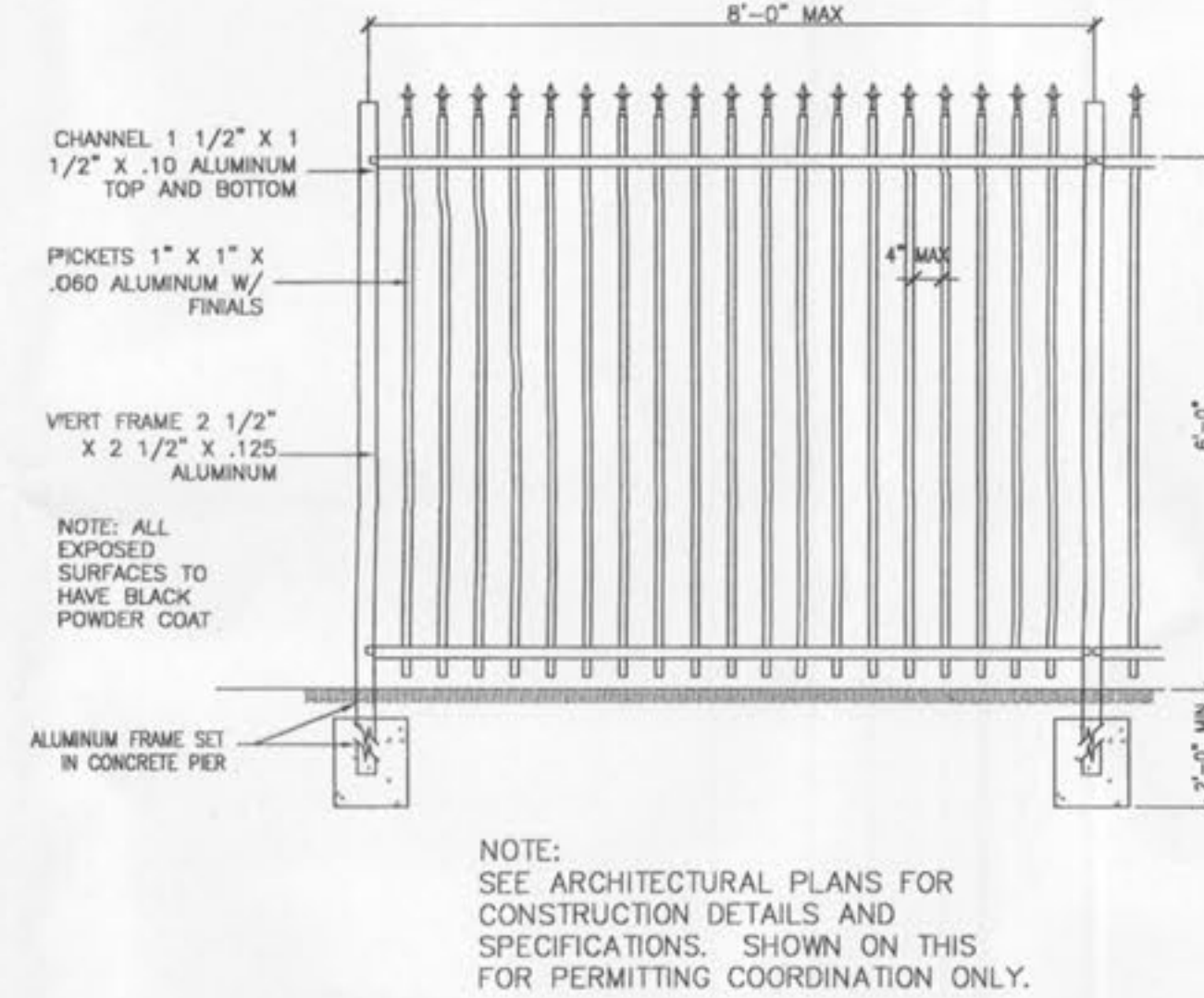


NOTE: DIRECTIONAL ARROWS TO BE PAINTED WHITE

3 CROSSWALK & ARROW DETAIL
SCALE: N.T.S. REF. DWG. C3.0

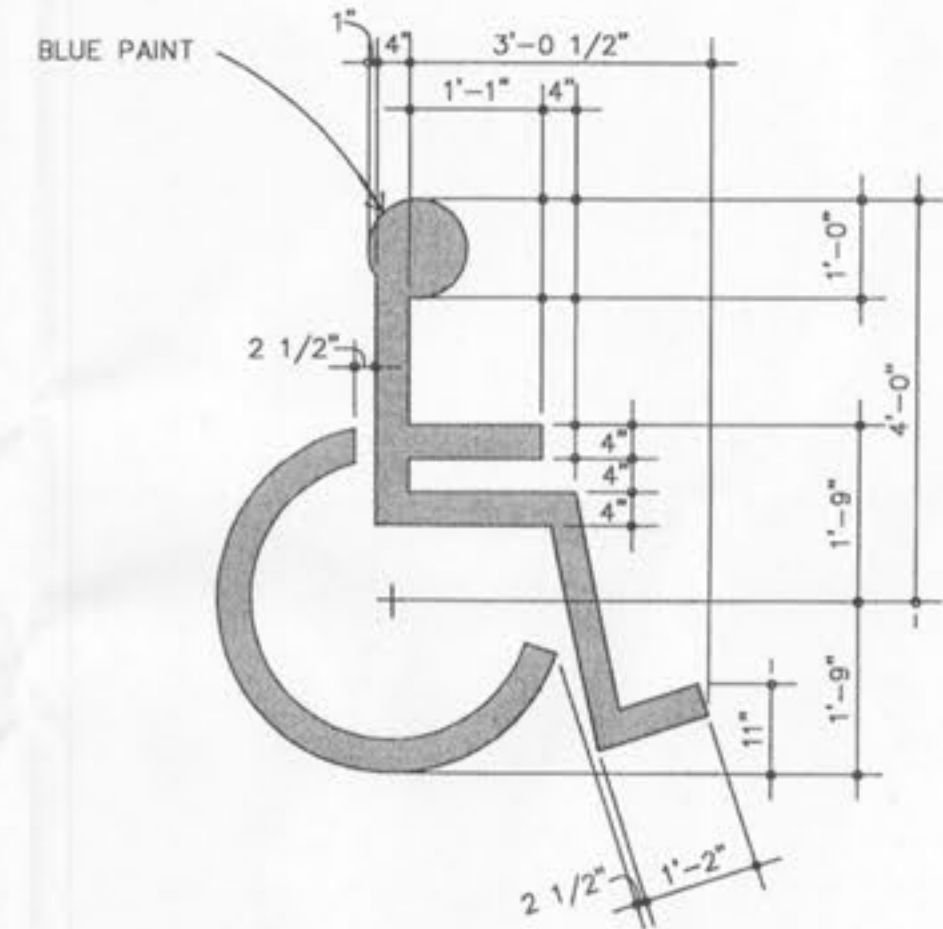


8 TYPICAL ENTRANCE ROAD SECTION
SCALE: N.T.S. REF. DWG. C3.0

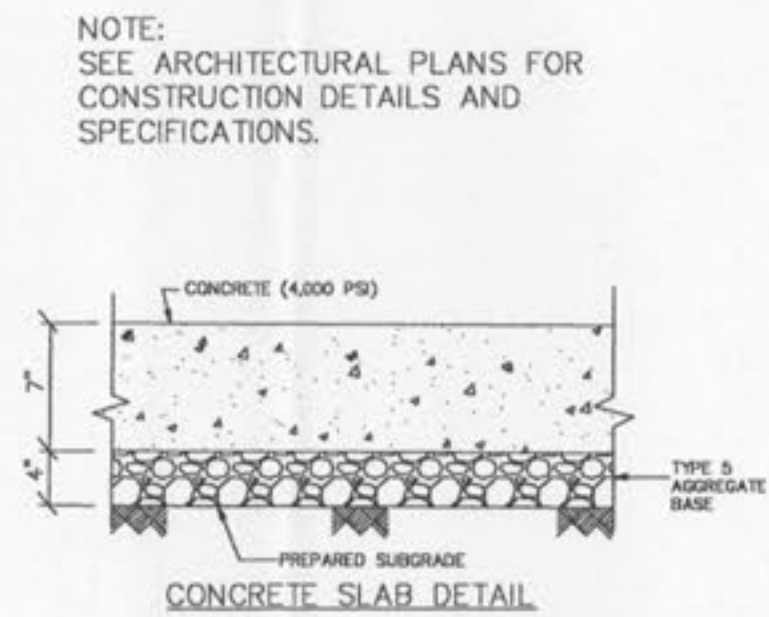


NOTE: SEE ARCHITECTURAL PLANS FOR CONSTRUCTION DETAILS AND SPECIFICATIONS. SHOWN ON THIS FOR PERMITTING COORDINATION ONLY.

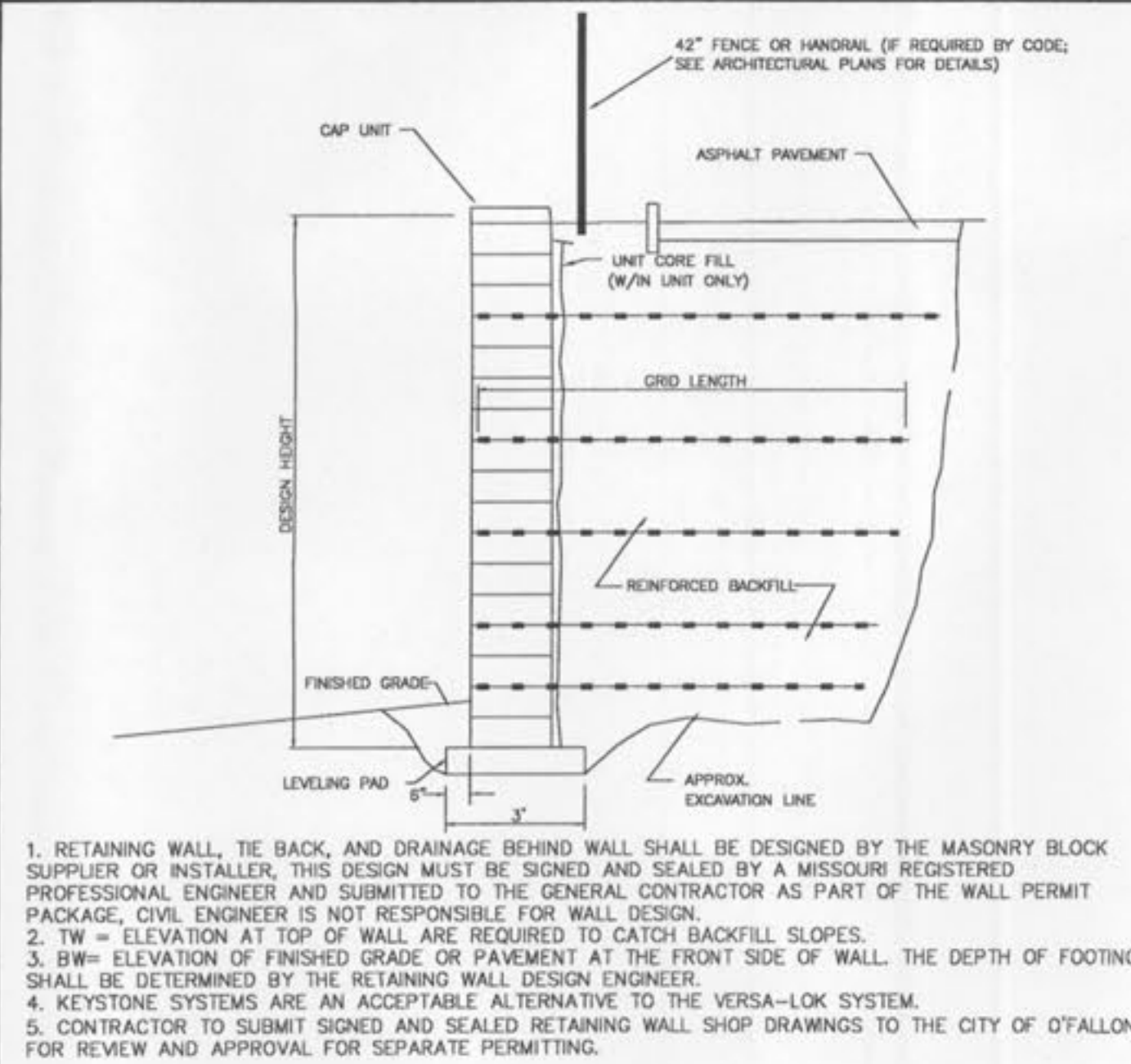
5 FENCE DETAIL
SCALE: N.T.S. REF. DWG. C3.0



2 HANDICAP SYMBOL DETAIL
SCALE: N.T.S. REF. DWG. C3.0

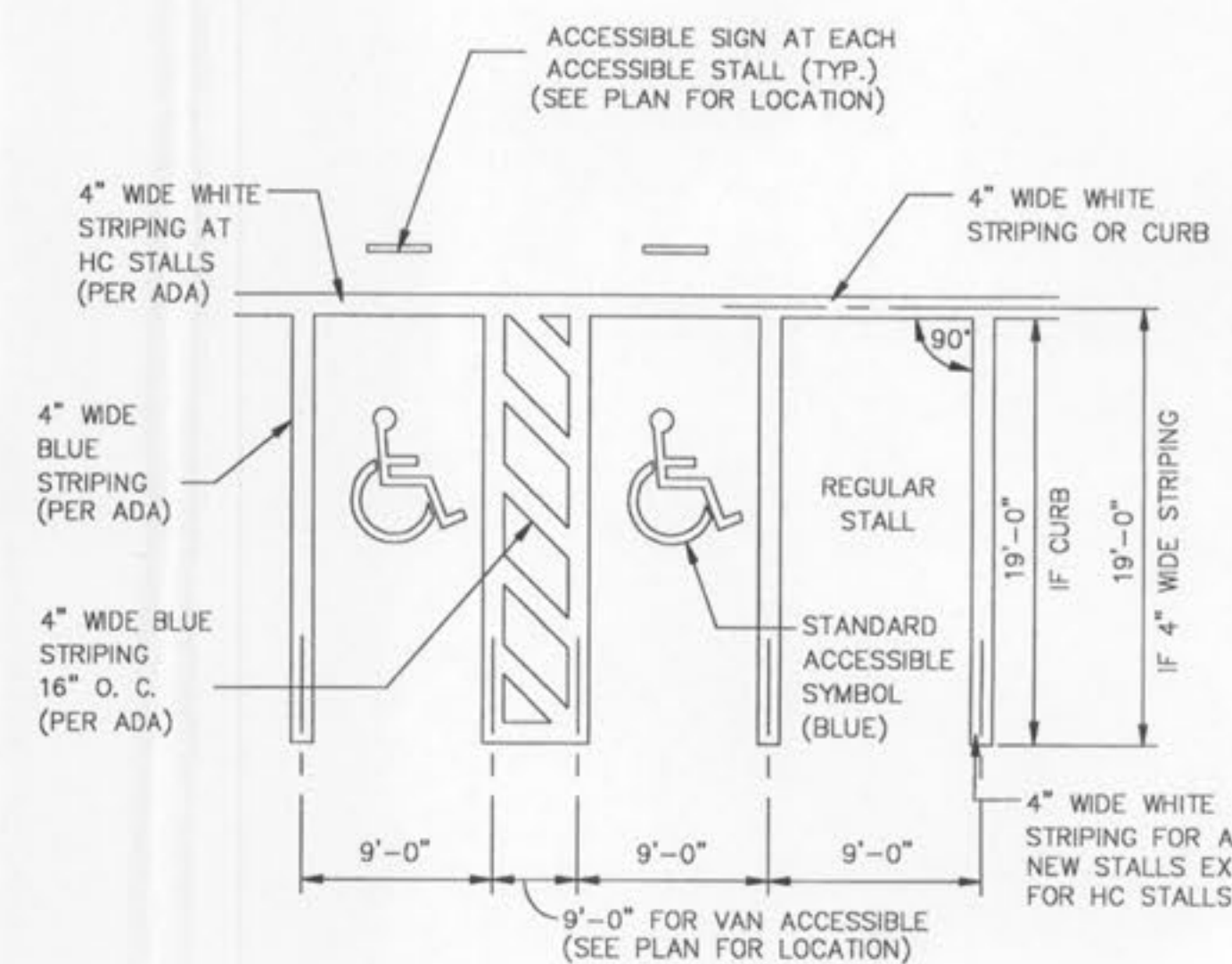


7 TYPICAL TRASH ENCLOSURES DETAIL
SCALE: N.T.S. NOT FOR CONSTRUCTION REF. DWG. C3.0



1. RETAINING WALL, TIE BACK, AND DRAINAGE BEHIND WALL SHALL BE DESIGNED BY THE MASONRY BLOCK SUPPLIER OR INSTALLER. THIS DESIGN MUST BE SIGNED AND SEALED BY A MISSOURI REGISTERED PROFESSIONAL ENGINEER AND SUBMITTED TO THE GENERAL CONTRACTOR AS PART OF THE WALL PERMIT PACKAGE. CIVIL ENGINEER IS NOT RESPONSIBLE FOR WALL DESIGN.
2. TW = ELEVATION AT TOP OF WALL ARE REQUIRED TO CATCH BACKFILL SLOPES.
3. BW = ELEVATION OF FINISHED GRADE OR PAVEMENT AT THE FRONT SIDE OF WALL. THE DEPTH OF FOOTING SHALL BE DETERMINED BY THE RETAINING WALL DESIGN ENGINEER.
4. KEYSTONE SYSTEMS ARE AN ACCEPTABLE ALTERNATIVE TO THE VERSA-LOK SYSTEM.
5. CONTRACTOR TO SUBMIT SIGNED AND SEALED RETAINING WALL SHOP DRAWINGS TO THE CITY OF FALLON FOR REVIEW AND APPROVAL FOR SEPARATE PERMITTING.

4 RETAINING WALL SCHEMATIC
SCALE: N.T.S. REF. DWG. C3.0



NOTE: ALL HANDICAP STALL STRIPING TO BE COLOR BLUE. ALL OTHER STRIPING TO BE COLOR WHITE.

1 PARKING STALL STRIPING DETAIL
SCALE: N.T.S. REF. DWG. C3.0 P&Z FILE #2706.04 FEBRUARY 7, 2008

MEADOWLANDS
TOM GINNEVER AVE.
OF FALLON, MISSOURI 63366

CONSTRUCTION DETAILS

planning • engineering • surveying • landscape architecture

Cole and ASSOCIATES
INCORPORATED

1243 tom ginnever avenue
of fallon, missouri 63366
p: 636-978-7508 f: 636-978-7509

DESIGNED BY BC
DRAWN BY LM
CHECKED BY JR
DATE 12/14/07
Job Number 06-086
Sheet Number C7.1

REVISIONS

DATE	BY	REVISIONS
2/20/08	1	OF FALLON CITY COMMENTS
3/2/08	2	OF FALLON CITY COMMENTS
3/24/08	3	ARCHITECT, OWNER, & CONTRACTOR COR.
7/22/08	4	OF FALLON CITY COMMENTS

DEVELOPER/OWNER: NEW COVENANT HEALTH CARE, LLC
47 CAMBRIAN WAY
ST. CHARLES, MISSOURI 63301
GENERAL CONTRACTOR: TRM COMMERCIAL GROUP

ARCHITECT: THE LORRAINE GROUP ARCHITECTS

THE PROFESSIONAL SEAL AND SIGNATURE OF THE ARCHITECT IS REQUIRED FOR ALL PERMITS AND APPLICANTS ASSUMES RESPONSIBILITY FOR WHAT APPEARS ON THIS PAGE AND DISCLAIMS LIABILITY FOR ANY OTHER DOCUMENTS OR INSTRUMENTS NOT SPECIFICALLY IDENTIFIED BY THIS PROFESSIONAL SEAL AND SIGNATURE. THIS SEAL AND SIGNATURE IS NOT TO BE USED FOR ANY OTHER PROJECTS OR FOR ANY OTHER PURPOSES.

LAYOUT: 07.1
DATE: JUL 22, 2008 - 7:39am
DRAWING: S:\085\085008\08-086\08-086.dwg