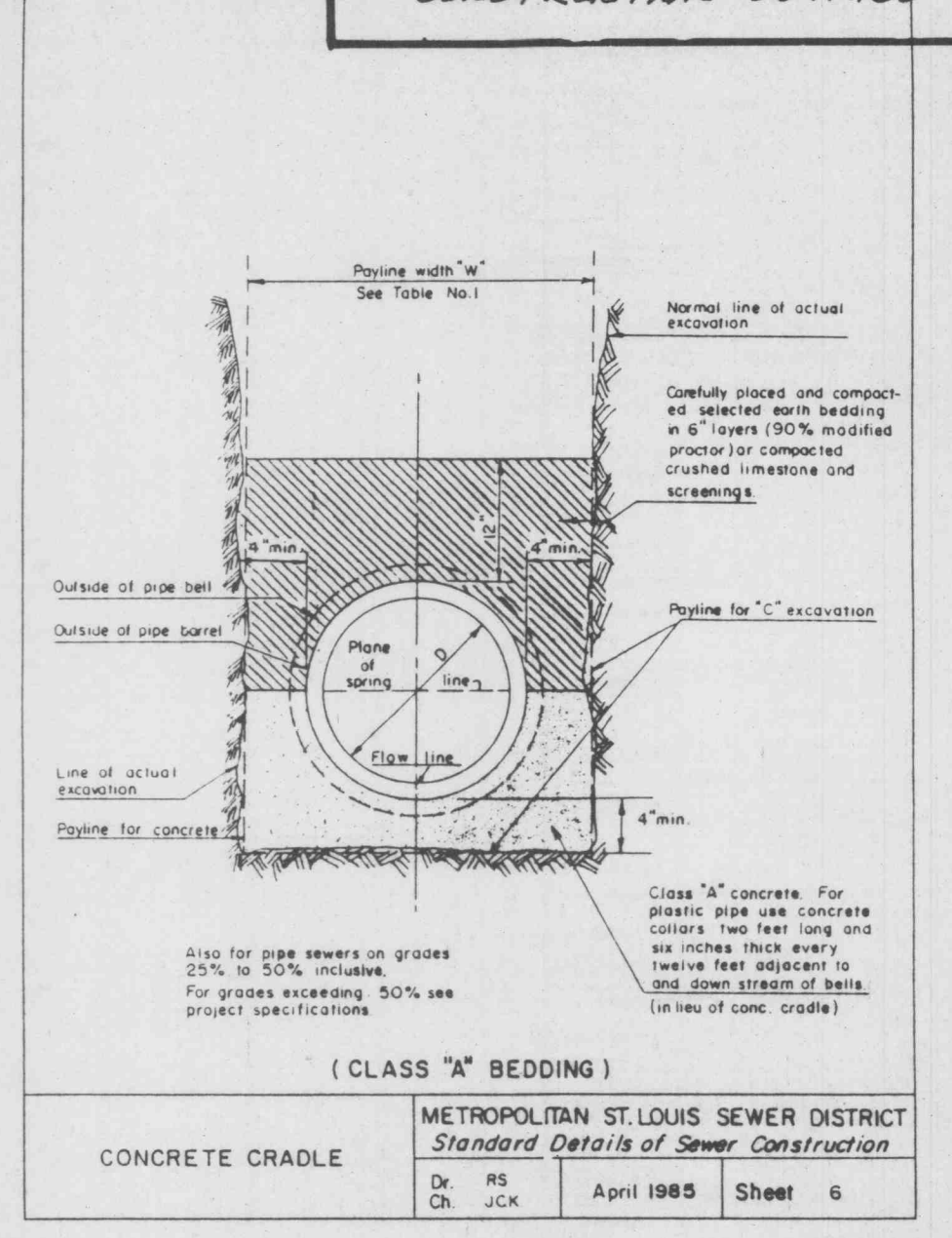
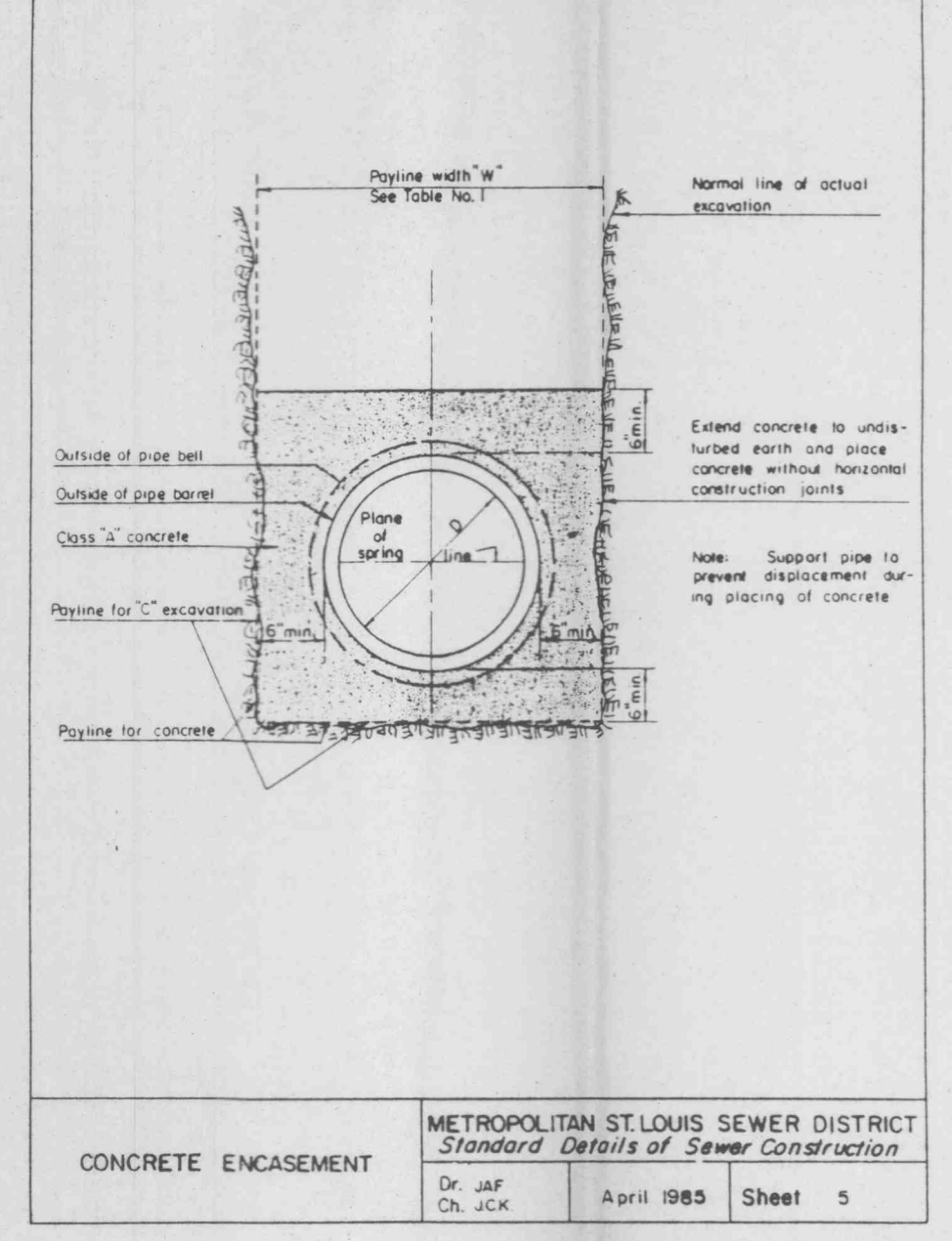
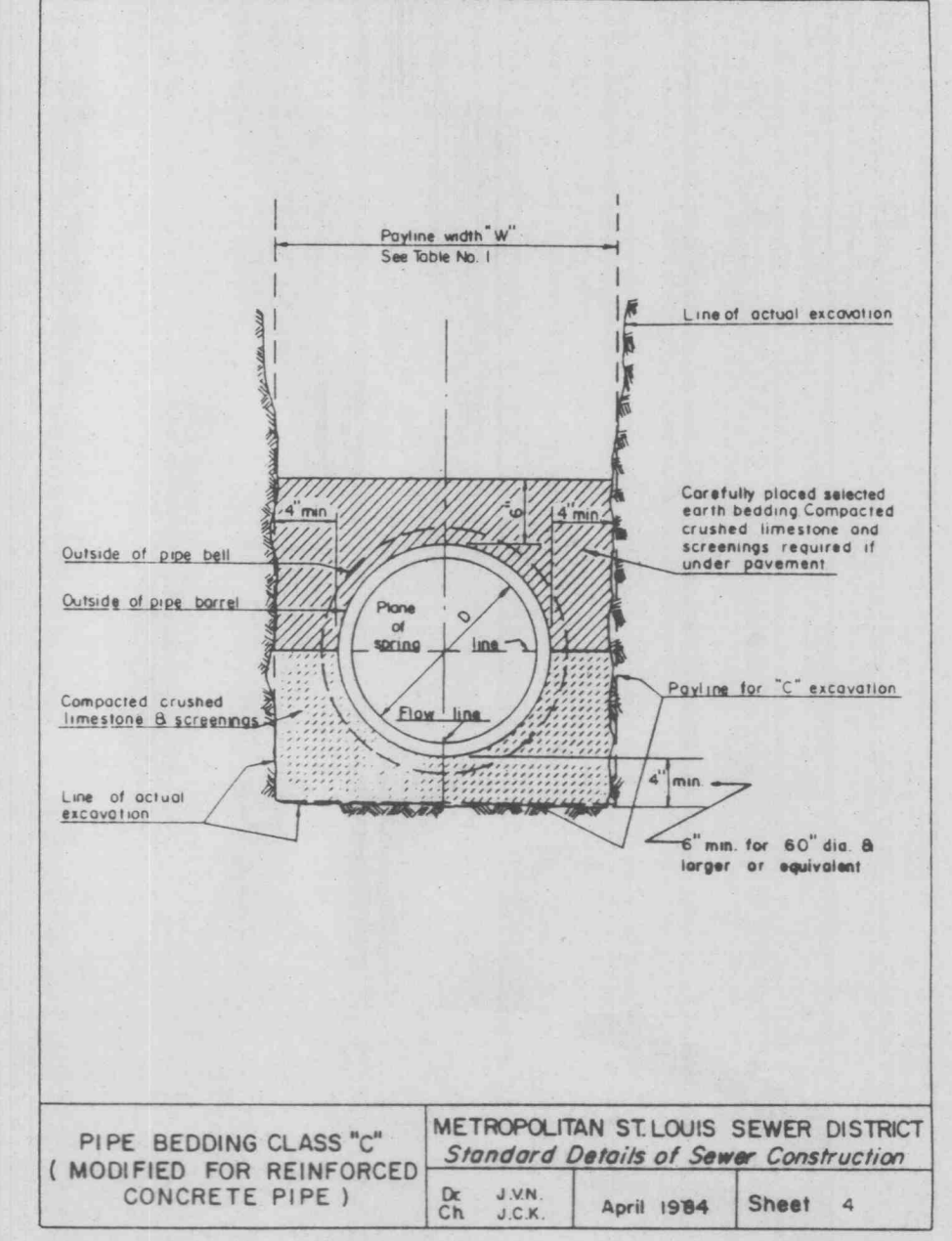
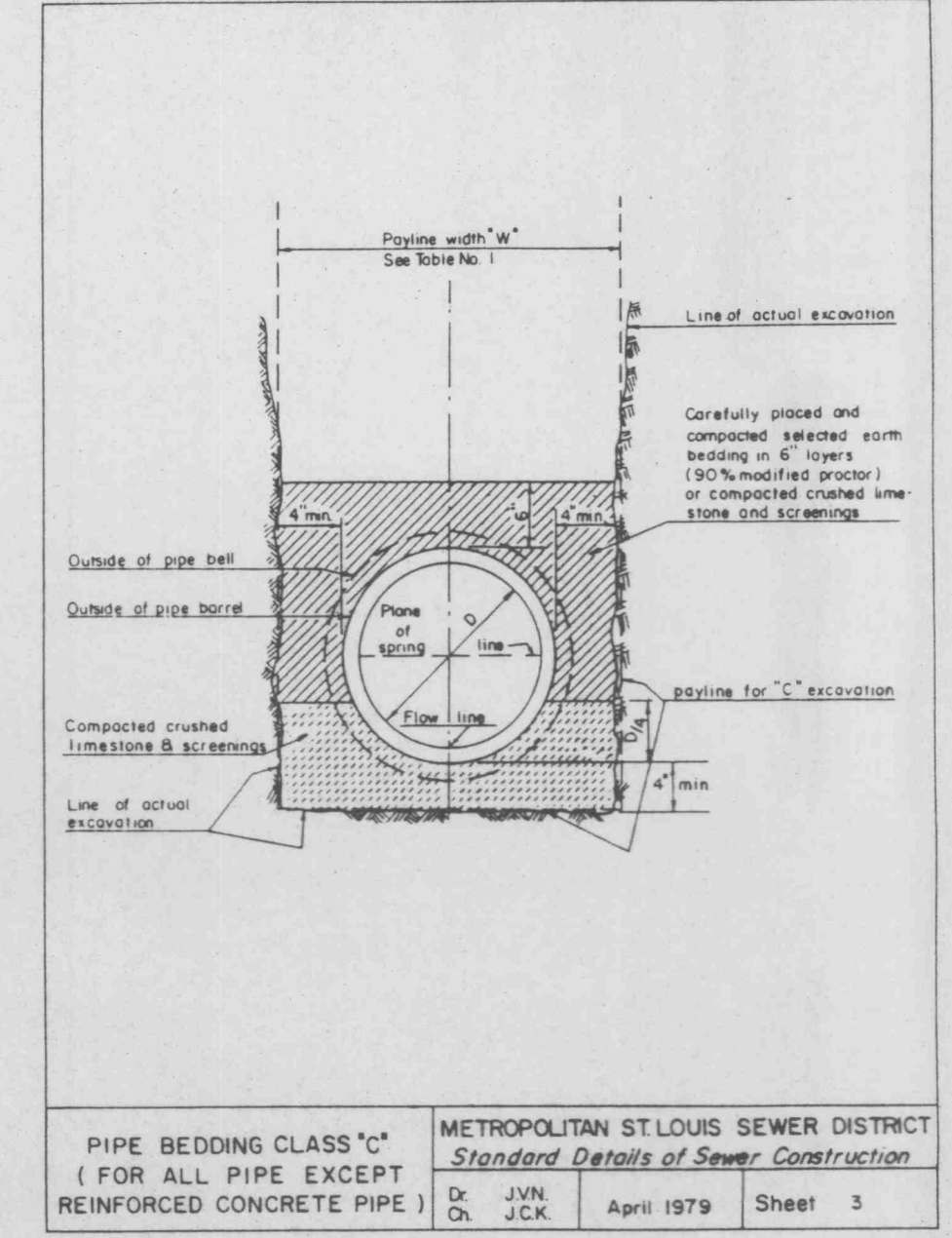
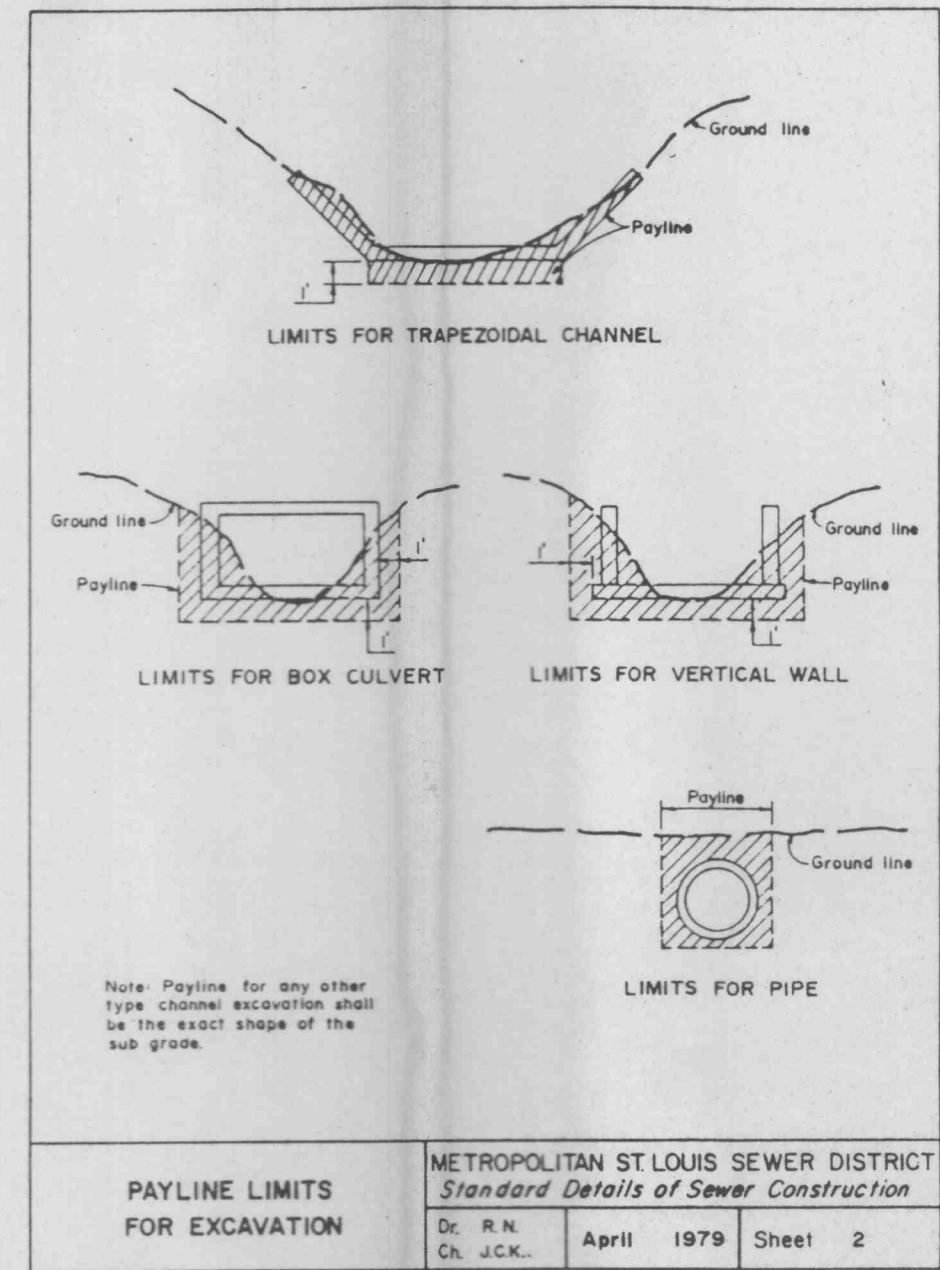


ROUND PIPE				HORIZONTAL ELLIPTICAL PIPE			
Inside Diameter of Pipe (Inches)	Payline Width of Trench (Feet)	Payline Width of Trench (Feet)	Payline Width of Trench (Feet)	Payline Width of Trench (Feet)	Payline Width of Trench (Feet)	Payline Width of Trench (Feet)	Payline Width of Trench (Feet)
4	2.8	2.33	3.20				
6	2.8	2.33	3.46				
8	2.8	2.33	3.70				
10	2.8	2.33	3.86				
12	2.8	2.33	3.98				
15	3.2	2.67	4.89				
18	3.5	2.92	5.63	14 x 23	41	3.42	5.94
21	3.9	3.25	6.61				
24	4.2	3.50	7.39	19 x 30	49	4.08	7.68
27	4.5	3.75	8.18	22 x 34	53	4.42	8.61
30	4.9	4.08	9.30	24 x 38	58	4.83	9.70
33	5.3	4.42	10.53	27 x 42	62	5.17	10.71
36	5.6	4.67	11.43	29 x 45	66	5.50	11.72
39				32 x 49	71	5.92	13.14
42	6.3	5.25	13.38	34 x 53	75	6.25	14.05
48	7.0	5.83	15.67	38 x 60	83	6.92	16.18
54	7.7	6.42	18.15	43 x 68	92	7.67	18.81
60	8.4	7.00	20.73	48 x 76	101	8.42	21.59
66	9.1	7.58	23.45	53 x 83	109	9.08	24.35
72	9.8	8.17	26.37	58 x 91	118	9.83	27.45
78	10.5	8.75	29.39	63 x 98	126	10.50	30.50
84	11.2	9.33	32.57	68 x 106	135	11.25	33.91
90	11.9	9.92	35.90	72 x 113	143	11.92	36.99
96	12.6	10.50	39.37	77 x 121	152	12.67	40.69
102	13.3	11.08	42.99	82 x 128	160	13.33	44.45
108	14.0	11.67	46.75	87 x 136	168	14.00	47.79
114	14.7	12.25	50.66	92 x 143	176	14.67	51.70
120	15.4	12.83	54.72	97 x 151	185	15.42	56.01
126	16.1	13.42	58.92				
132	16.8	14.00	63.27	106 x 166	202	16.83	64.48
144	18.2	15.17	72.40	116 x 180	218	18.17	73.59



**TABLE NO. 1
PAYLINE WIDTHS OF TRENCH AND PAY QUANTITIES OF CONCRETE**

METROPOLITAN ST. LOUIS SEWER DISTRICT
Standard Details of Sewer Construction
Dr. R.N. Ch. J.C.K. April 1979 Sheet 1

