

O'DAY PARK & ACTIVITY CENTER

DRAWING INDEX:






CITY OF O'FALLON
100 NORTH MAIN STREET
O'FALLON, MISSOURI 63366

PERMIT SET REVISIONS ISSUE DATE - 10/04/2017

APPROVED

Jamie Kowalk 12-28-2017



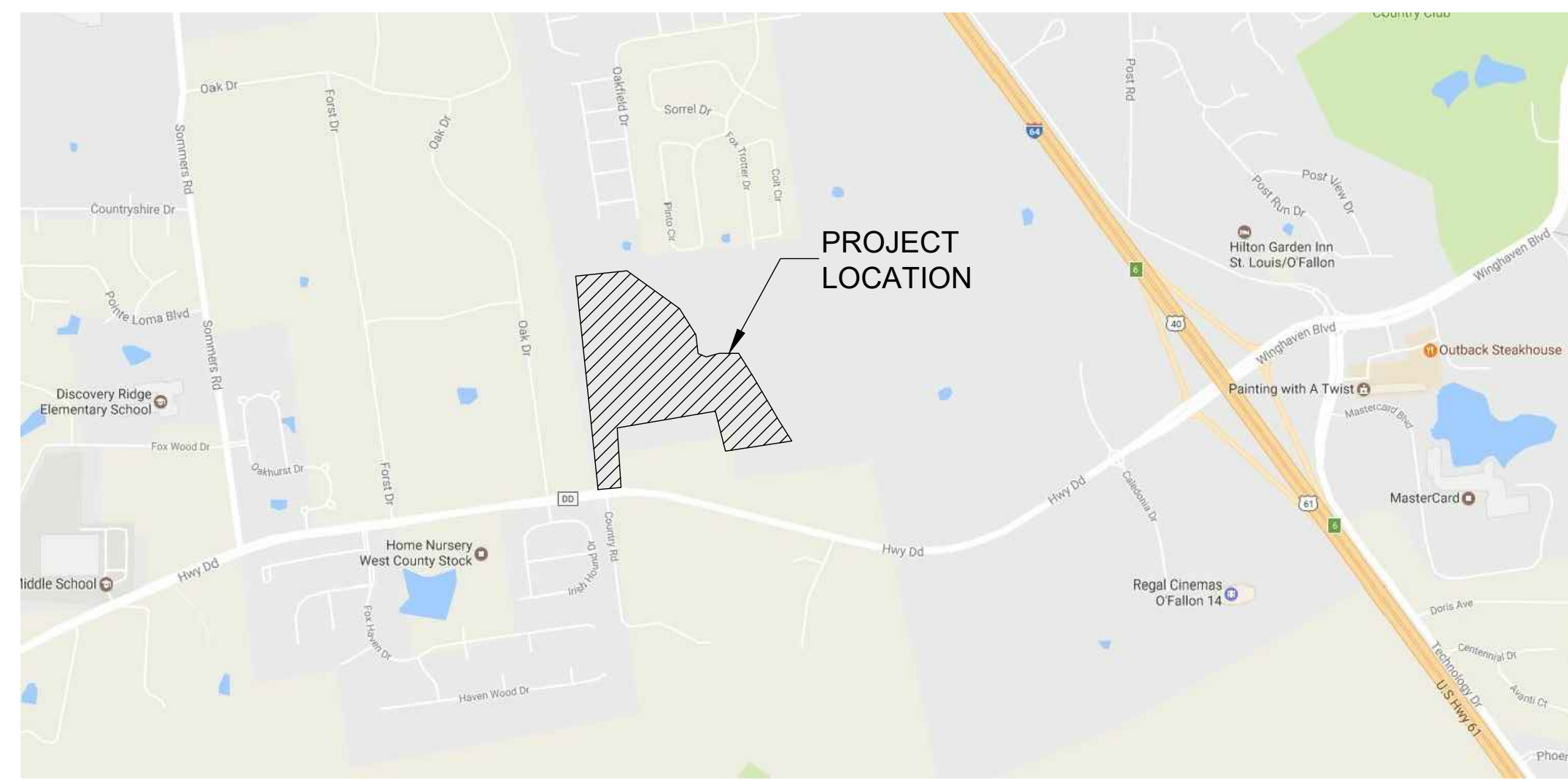
7722 Big Bend Blvd.
St. Louis, mo 63119
t. 314.644-5700



401 SOUTH 18TH #400
ST. LOUIS, MO 63103
314.531.4321



6 SOUTH OLD ORCHARD
ST. LOUIS, MO 63119
314.918.8383



VICINITY MAP:
N.T.S.

C-001	GENERAL NOTES
C-002	GENERAL NOTES
C-100	OVERALL SITE AND UTILITY PLAN
C-110	SITE AND UTILITY PLAN - AREA A
C-111	ENLARGEMENT PLAN - SALT AND MAINTENANCE BLDG. AREA
C-120	SITE AND UTILITY PLAN - AREA B
C-130	SITE AND UTILITY PLAN - AREA C
C-131	ENLARGEMENT PLAN - ACTIVITY CENTER & PARKING LOT
C-140	SITE AND UTILITY PLAN - AREA D
C-150	SITE AND UTILITY PLAN - AREA E
C-160	SITE AND UTILITY PLAN - AREA F
C-200	SANITARY LATERAL PROFILES
C-201	SANITARY LATERAL PROFILES
C-202	SANITARY DETAILS
C-203	SANITARY DETAILS
C-204	WATER DETAILS
C-205	WATER AND SANITARY SEWER SPECS
C-210	ALIGNMENT GEOMETRY
C-211	WATER AND SANITARY COORDINATES
C-300	OVERALL GRADING AND EROSION CONTROL PLAN
C-310	GRADING AND EROSION CONTROL PLAN - AREA A
C-311	ENLARGEMENT PLAN - SALT STORAGE & MAINT. AREA
C-320	GRADING AND EROSION CONTROL PLAN - AREA B
C-330	GRADING AND EROSION CONTROL PLAN - AREA C
C-331	ENLARGEMENT PLAN - SALT STORAGE & MAINT. AREA
C-340	GRADING AND EROSION CONTROL PLAN - AREA D
C-350	GRADING AND EROSION CONTROL PLAN - AREA E
C-360	GRADING AND EROSION CONTROL PLAN - AREA F
C-361	ENLARGEMENT PLAN - PLAYGROUND GRADING
C-362	ENLARGEMENT PLAN - PLAYGROUND GRADING
C-363	ENLARGEMENT PLAN - PLAYGROUND GRADING
C-370	SWPPP
C-371	EROSION CONTROL DETAILS
C-400	TYPICAL SECTIONS & PAVEMENT DETAILS
C-401	DETAILS
C-402	DETAILS
C-403	ROAD AND TRAIL PROFILES
C-404	ROAD AND TRAIL PROFILES
C-405	ROAD AND TRAIL PROFILES
C-406	ROAD AND TRAIL PROFILES
C-407	ROAD AND TRAIL PROFILES
C-410	HIGHWAY DD PLAN
C-411	HIGHWAY DD CROSS SECTION
C-412	HIGHWAY DD TRAFFIC CONTROL
C-420	STORM SEWER PROFILES
C-421	STORM SEWER PROFILES
C-422	STORM SEWER PROFILES
C-423	STORM SEWER PROFILES
C-430	STORM SEWER DETAILS
C-431	STORM SEWER DETAILS
C-432	STORM SEWER DETAILS
C-500	BASIN SECTIONS
C-501	BASIN SECTIONS
C-502	BASIN SECTIONS
C-503	BASIN SECTIONS
C-600	EXISTING DRAINAGE AREA MAP
C-601	PROPOSED DRAINAGE AREA MAP

L-001	NOTES
L-002	MATERIALS AND LEGENDS
L-101	ENLARGEMENT KEY PLAN
L-110	MATERIALS PLAN - AREA A
L-111	MATERIALS PLAN - AREA B
L-112	MATERIALS PLAN - AREA C
L-113	MATERIALS PLAN - AREA D
L-114	MATERIALS PLAN - AREA E
L-115	MATERIALS PLAN - AREA F
L-116	PLAYGROUND UNDERDRAIN DIAGRAM
L-130	SOILS PLAN - AREA A
L-131	SOILS PLAN - AREA B
L-132	SOILS PLAN - AREA C
L-133	SOILS PLAN - AREA D
L-134	SOILS PLAN - AREA E
L-135	SOILS PLAN - AREA F
L-140	TREE PLANTING PLAN - AREA A
L-141	TREE PLANTING PLAN - AREA B
L-142	TREE PLANTING PLAN - AREA C
L-143	TREE PLANTING PLAN - AREA D
L-144	TREE PLANTING PLAN - AREA E
L-145	TREE PLANTING PLAN - AREA F
L-150	UNDERSTORY PLANTING PLAN
L-151	UNDERSTORY PLANTING PLAN
L-152	UNDERSTORY PLANTING PLAN
L-153	UNDERSTORY PLANTING PLAN
L-154	UNDERSTORY PLANTING PLAN
L-160	SEED/ SOD PLANTING PLAN - AREA A
L-161	SEED/ SOD PLANTING PLAN - AREA B
L-162	SEED/ SOD PLANTING PLAN - AREA C
L-163	SEED/ SOD PLANTING PLAN - AREA D
L-164	SEED/ SOD PLANTING PLAN - AREA E
L-165	SEED/ SOD PLANTING PLAN - AREA F

L-180	AREAS TO BE IRRIGATED PLAN - AREA A
L-181	AREAS TO BE IRRIGATED PLAN - AREA C
L-182	AREAS TO BE IRRIGATED PLAN - AREA F
L-400	ENLARGEMENT PLAN
L-401	ENLARGEMENT PLAN
L-402	ENLARGEMENT PLAN
L-403	ENLARGEMENT PLAN
L-404	ENLARGEMENT PLAN
L-500	DETAILS
L-501	DETAILS
L-502	DETAILS
L-503	DETAILS
L-504	DETAILS
L-505	DETAILS
L-506	DETAILS
L-507	DETAILS
L-508	DETAILS
L-509	DETAILS
L-510	DETAILS
L-511	DETAILS
L-512	DETAILS
L-513	DETAILS
L-520	PLANTING DETAILS
L-521	PLANTING DETAILS
L-600	PLANTING SCHEDULE
L-610	PLANTING ALTERNATES
L-611	PLANTING ALTERNATES
L-612	PLANTING ALTERNATES
L-613	PLANTING ALTERNATES
L-614	PLANTING ALTERNATES
L-700	PRE-FAB SHELTER PLANS
L-701	PRE-FAB SHELTER PLANS
L-702	PRE-FAB SHELTER PLANS
L-800	RENDERINGS

F1.0	FOUNTAIN ELECTRICAL AND PIPING PLAN
F2.0	FOUNTAIN DETAILS

A-000	LEGEND AND ABBREVIATIONS
A-101	ACTIVITY CENTER LIFE SAFETY PLAN
A-111	ACTIVITY CENTER FLOOR PLANS
A-112	ACTIVITY CENTER REFLECTED CEILING PLAN
A-113	ACTIVITY CENTER ROOF PLAN
A-121	ACTIVITY CENTER EXTERIOR BUILDING ELEVATIONS
A-131	ACTIVITY CENTER BUILDING SECTIONS
A-132	ACTIVITY CENTER WALL SECTIONS
A-133	ACTIVITY CENTER WALL SECTIONS
A-141	ACTIVITY CENTER ENLARGED RR PLANS & INTERIOR
A-142	ACTIVITY CENTER INTERIOR ELEVATIONS
A-151	ACTIVITY CENTER PARTITION TYPES
A-152	ACTIVITY CENTER DETAILS
A-153	ACTIVITY CENTER ROOF DETAILS
A-154	ACTIVITY CENTER ROOF DETAILS
A-155	ACTIVITY CENTER EXTERIOR DETAILS
A-156	ACTIVITY CENTER CASEWORK DETAILS
A-161	ACTIVITY CENTER DOOR SCHEDULE AND DETAILS
A-162	ACTIVITY CENTER STOREFRONT TYPES AND DETAILS
A-171	ACTIVITY CENTER FINISH SCHEDULE
A-181	ACTIVITY CENTER SIGNAGE PLAN
A-182	ACTIVITY CENTER SIGNAGE SCHEDULE AND DETAILS
A-211	MAINTENANCE BUILDING FLOOR PLAN
A-212	MAINTENANCE BUILDING REFLECTED CEILING PLAN
A-213	MAINTENANCE BUILDING ROOF PLAN
A-221	MAINTENANCE BUILDING EXTERIOR/INTERIOR BUILDING ELEVATIONS
A-231	MAINTENANCE BUILDING BUILDING SECTIONS
A-232	MAINTENANCE BUILDING WALL SECTIONS AND DETAILS
A-233	MAINTENANCE BUILDING PARTITION TYPES AND EXTERIOR DETAILS
A-240	MAINTENANCE BUILDING INTERIOR ELEVATIONS, DETAILS, & SCHEDULES
A-311	SALT STORAGE FLOOR PLAN, REFLECTED CEILING, AND ROOF PLANS
A-321	SALT STORAGE EXTERIOR BUILDING ELEVATIONS
A-331	SALT STORAGE OVERALL BUILDING SECTIONS
A-332	SALT STORAGE WALL SECTIONS
A-340	SALT STORAGE DETAILS
A-411	COMFORT STATION FLOOR & REFLECTED CEILING PLAN
A-413	COMFORT STATION ROOF PLAN
A-421	COMFORT STATION EXTERIOR BUILDING ELEVATIONS
A-431	COMFORT STATION BUILDING SECTIONS
A-432	COMFORT STATION WALL SECTIONS AND DETAILS
A-440	COMFORT STATION INTERIOR ELEVATIONS AND EXTERIOR DETAILS
A-511	AMPHITHEATER FLOOR PLAN
A-512	AMPHITHEATER REFLECTED CEILING PLAN
A-513	AMPHITHEATER ROOF PLAN
A-521	AMPHITHEATER EXTERIOR BUILDING ELEVATIONS
A-531	AMPHITHEATER BUILDING SECTIONS
A-532	AMPHITHEATER WALL SECTIONS
A-633	AMPHITHEATER INTERIOR ELEVATIONS, DETAILS, & SCHEDULES
A-611	FAMILY SHELTER FLOOR AND REFLECTED CEILING PLAN
A-613	FAMILY SHELTER ROOF PLAN
A-621	FAMILY SHELTER EXTERIOR BUILDING ELEVATIONS
A-631	FAMILY SHELTER OVERALL BUILDING SECTIONS

A-632	FAMILY SHELTER EXTERIOR DETAILS
A-633	FAMILY SHELTER GUARDRAIL DETAILS
M-000	MECHANICAL SYMBOLS & ABBREVIATIONS
M-111	ACTIVITY CENTER MECHANICAL PLAN
M-112	ACTIVITY CENTER MECHANICAL PLAN
M-121	ACTIVITY CENTER MECHANICAL SCHEMATICS
M-131	ACTIVITY CENTER MECHANICAL DETAILS
M-141	ACTIVITY CENTER MECHANICAL SCHEDULES
M-151	ACTIVITY CENTER MECHANICAL CONTROLS
M-152	ACTIVITY CENTER MECHANICAL CONTROLS
M-211	MAINTENANCE BUILDING MECHANICAL PLAN
M-411	COMFORT STATION MECHANICAL PLAN
M-511	AMPHITHEATER MECHANICAL PLAN

PFP-000	PLUMBING & FIRE PROTECTION SYMBOLS & ABBREVIATIONS
P-110	ACTIVITY CENTER UNDERGROUND & LL PLUMBING PLANS
P-111	ACTIVITY CENTER MAIN LEVEL PLUMBING PLAN
P-150	ACTIVITY CENTER DETAILS
P-160	ACTIVITY CENTER SCHEDULES
P-190	ACTIVITY CENTER RISERS
P-210	MAINTENANCE BUILDING PLUMBING PLANS
P-260	MAINTENANCE BUILDING SCHEDULES AND DETAILS
P-410	COMFORT STATION PLUMBING PLANS
P-460	COMFORT STATION SCHEDULES AND DETAILS
P-510	AMPHITHEATER PLUMBING PLANS
P-560	AMPHITHEATER SCHEDULES AND DETAILS
FP-110	ACTIVITY CENTER FIRE PROTECTION

E-000	ELECTRICAL SYMBOLS & ABBREVIATIONS
E-050	LUMINAIRE SCHEDULE AND GENERAL DETAILS
E-110	ACTIVITY CENTER LOWER LEVEL POWER PLAN
E-111	ACTIVITY CENTER MAIN LEVEL POWER PLAN
E-120	ACTIVITY CENTER LOWER LEVEL LIGHTING PLAN AND LIGHTING DETAILS
E-121	ACTIVITY CENTER MAIN LEVEL LIGHTING PLAN
E-130	ACTIVITY CENTER LOWER LEVEL SYSTEMS PLAN
E-131	ACTIVITY CENTER MAIN LEVEL SYSTEMS PLAN
E-140	ACTIVITY CENTER ENLARGED ELECTRICAL PLANS
E-160	ACTIVITY CENTER ELECTRICAL RISER DIAGRAM AND DETAILS
E-170	ACTIVITY CENTER PANELBOARD SCHEDULES
MEP-100	ACTIVITY CENTER EQUIPMENT DATA SCHEDULE
E-211	MAINTENANCE BUILDING FLOOR PLAN, RISER, AND PANELBOARD SCHEDULES
E-221	MAINTENANCE BUILDING LIGHTING PLAN AND DETAILS
MEP-200	MAINTENANCE BUILDING EQUIPMENT DATA SCHEDULE
E-311	SALT STORAGE ELECTRICAL PLANS
E-411	COMFORT STATION ELECTRICAL RISER, DETAILS, AND PLANS
MEP-400	COMFORT STATION EQUIPMENT DATA SCHEDULE
E-511	AMPHITHEATER ELECTRICAL RISER, DETAILS, AND PLANS
MEP-500	AMPHITHEATER EQUIPMENT DATA SCHEDULE
E-611	FAMILY SHELTER POWER AND LIGHTING PLANS
E-100	ELECTRICAL SITE PLAN
E-500	ELECTRICAL DETAILS
E-501	ELECTRICAL DETAILS
E-502	ELECTRICAL PLANS

S-001	GENERAL STRUCTURAL NOTES
S-002	GENERAL STRUCTURAL NOTES
S-010	TYPICAL DETAILS
S-011	TYPICAL DETAILS
S-012	TYPICAL DETAILS
S-111	ACTIVITY CENTER FOUNDATION/BASEMENT FLOOR PLAN
S-112	ACTIVITY CENTER FOUNDATION/ MAIN FLOOR PLAN
S-113	ACTIVITY CENTER ROOF PLAN
S-131	ACTIVITY CENTER DETAILS
S-132	ACTIVITY CENTER DETAILS
S-133	ACTIVITY CENTER DETAILS
S-211	MAINTENANCE BUILDING PLAN VIEWS
S-231	MAINTENANCE BUILDING DETAILS
S-311	SALT STORAGE PLAN VIEWS
S-331	SALT STORAGE DETAILS
S-411	COMFORT STATION PLAN VIEWS
S-431	COMFORT STATION DETAILS
S-511	AMPHITHEATER PLAN VIEWS
S-531	AMPHITHEATER DETAILS
S-611	FAMILY SHELTER PLAN VIEWS
S-631	FAMILY SHELTER DETAILS
S-711	PLAYGROUND OVERLOOK PLAN VIEWS
S-811	TEEN OVERLOOK PLAN VIEWS
S-911	LAND BRIDGE PLANS
S-931	LAND BRIDGE DETAILS
S-1000	PLAYGROUND DETAILS

E-600	PHOTOMETRIC PLAN
E-601	PHOTOMETRIC PLAN