



Issues

No.	Description	Date
02	PRELIM P&Z	04/28/17
03	P&Z RESUBMIT	05/17/17
04	100% DD SET	06/09/17
05	50% CD SET	07/14/17
06	90% CD SET	08/01/17
07	PERMIT SET	08/18/17
08	PERMIT SET	09/22/17
	FIRE DEPT.	
09	PERMIT SET	10/04/17
	REVISIONS	

Revisions

No.	Description	Date

SWT No. 20150.04

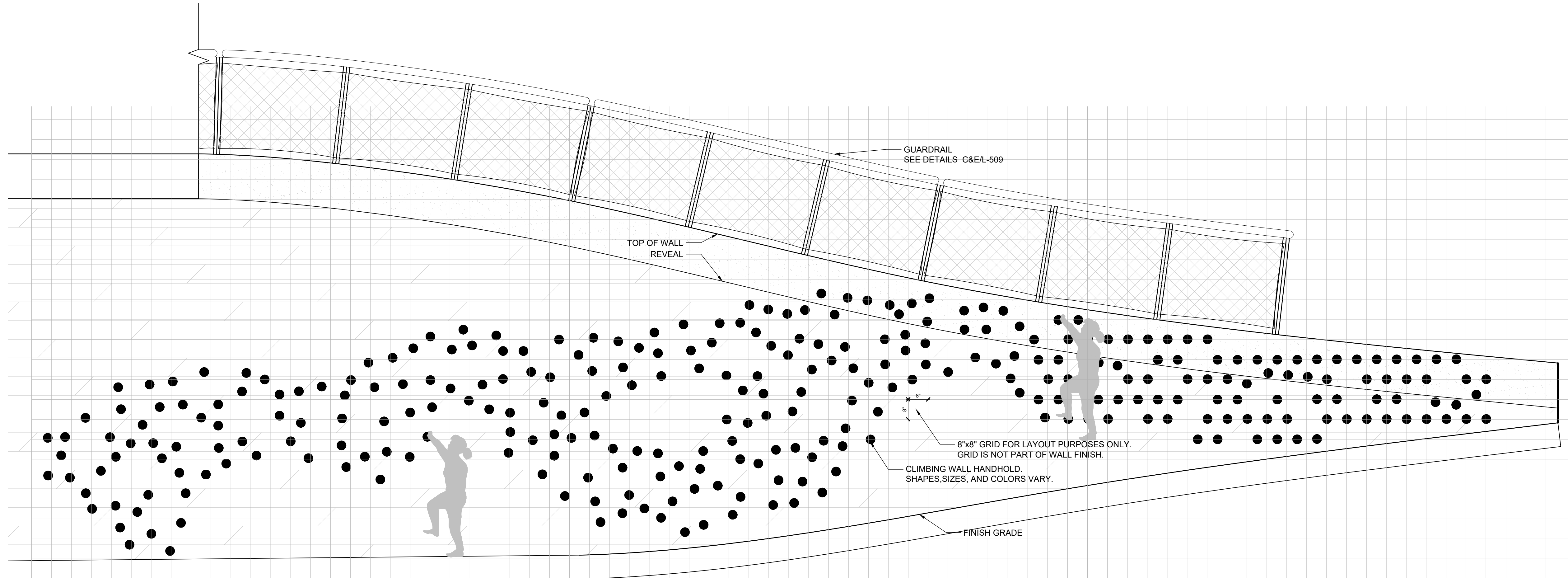
Drawn CS, SM, SR, ZS Reviewed KDR

Sheet Title

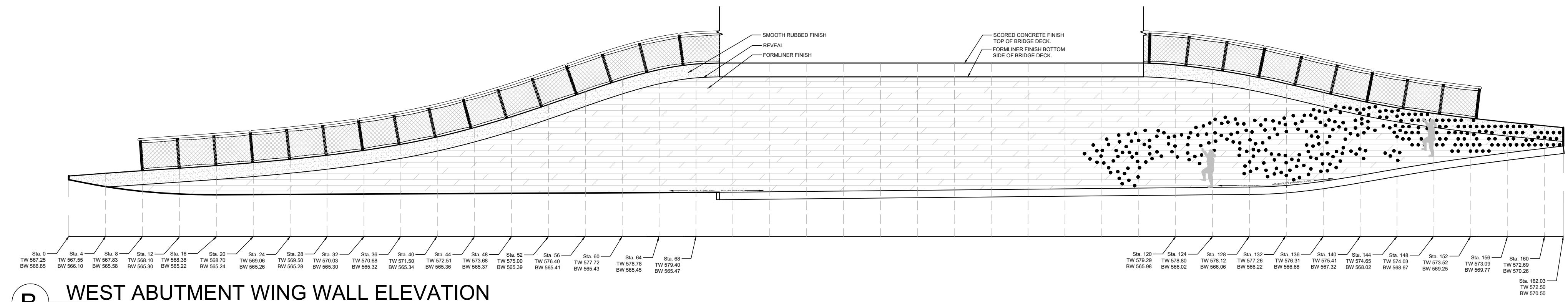
DETAILS

Number

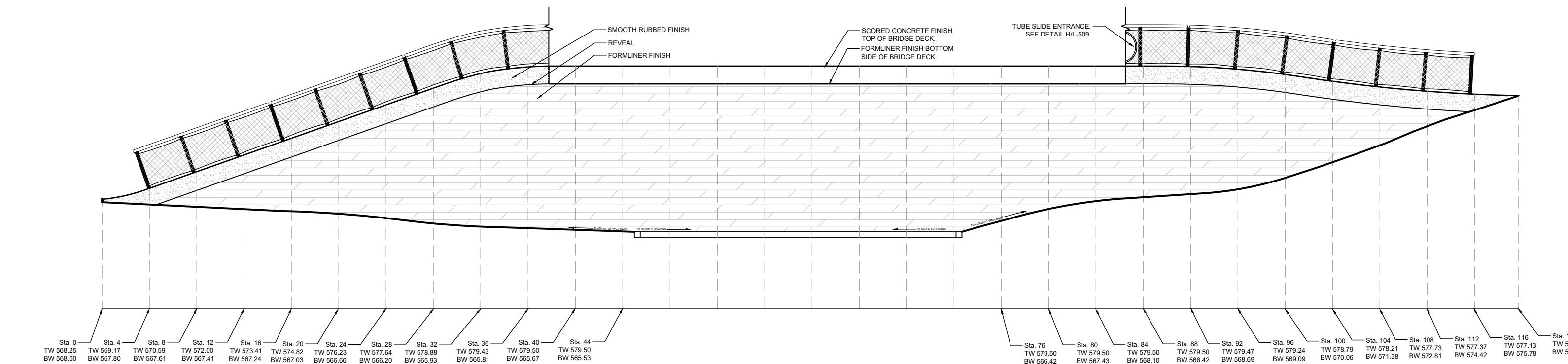
L-512



C CLIMBING WALL HAND HAND HOLDS
SCALE: 1"=2'



B WEST ABUTMENT WING WALL ELEVATION
SCALE: 3/8" = 1'-0"



A EAST ABUTMENT WING WALL ELEVATION
SCALE: 3/8" = 1'-0"



NOTIFY LANDSCAPE ARCHITECT IMMEDIATELY IN EVENTS OF DISCREPANCIES, OMISSIONS, AND/OR CONFLICTS IN THE DRAWINGS OR SPECIFICATIONS. THE CONTRACTOR IS NOT AUTHORIZED TO SCALE THE DRAWINGS. ALL QUESTIONS IN REFERENCE TO CONTRACT DOCUMENTS SHALL BE IMMEDIATELY DIRECTED TO THE LANDSCAPE ARCHITECT.