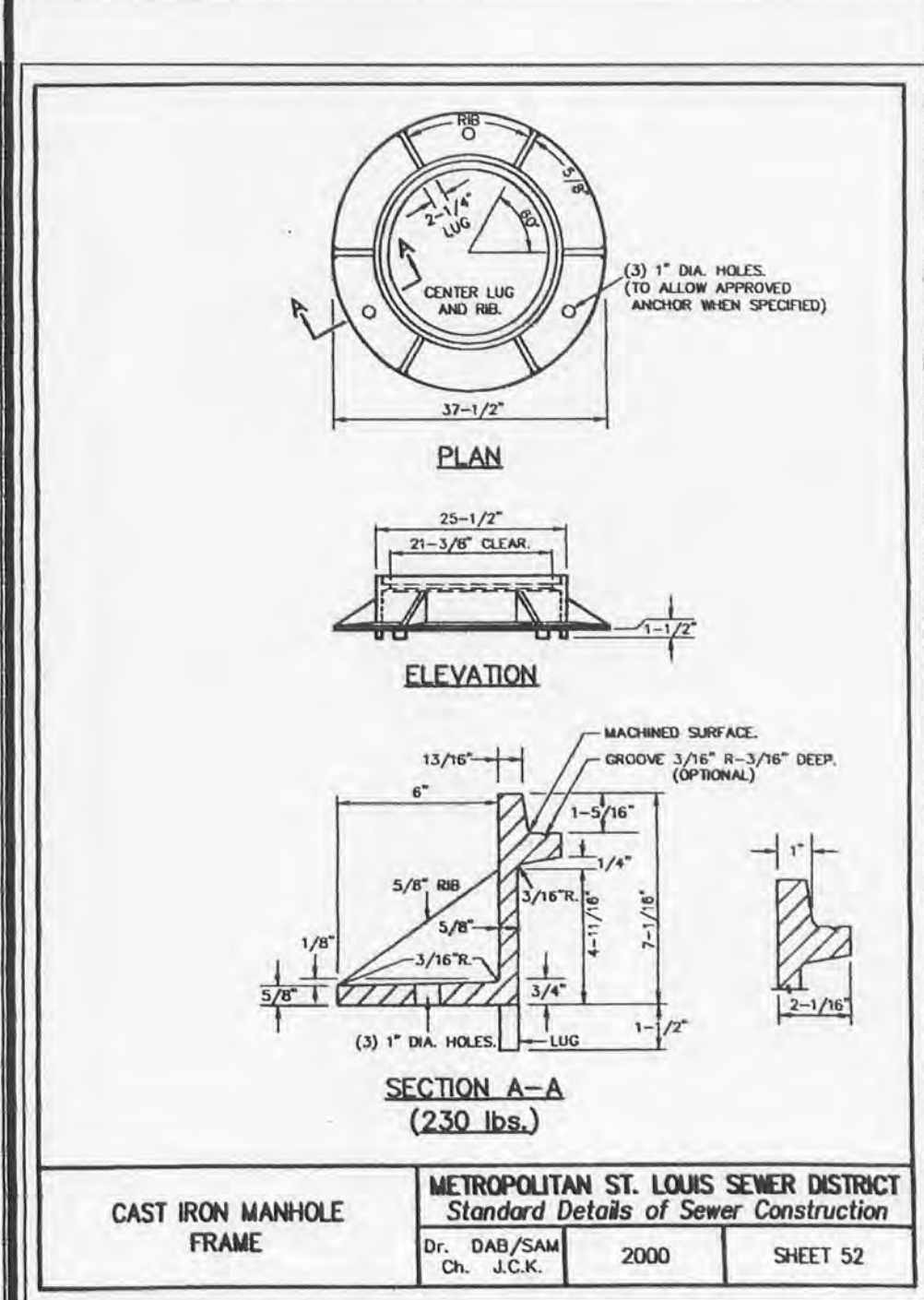
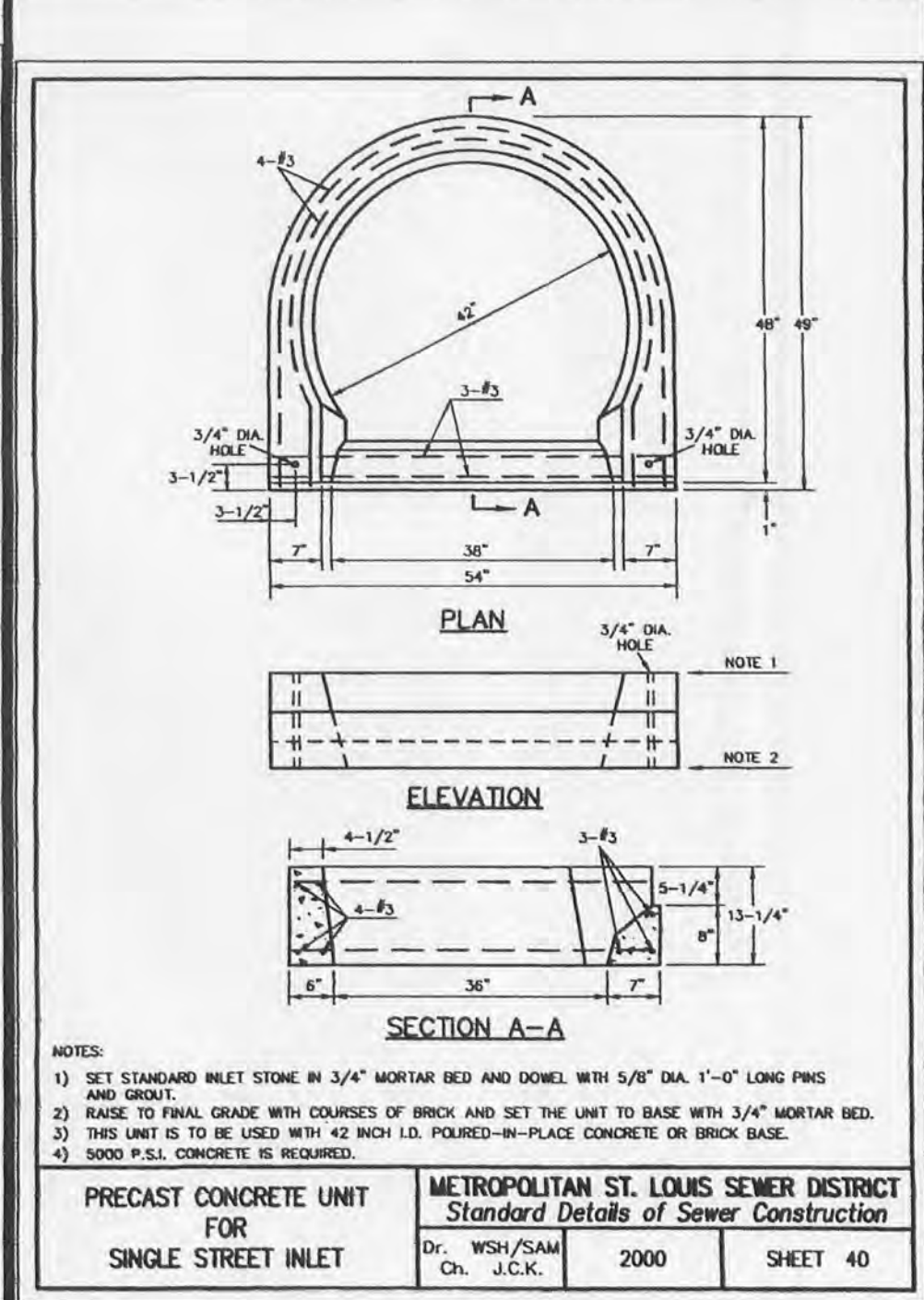
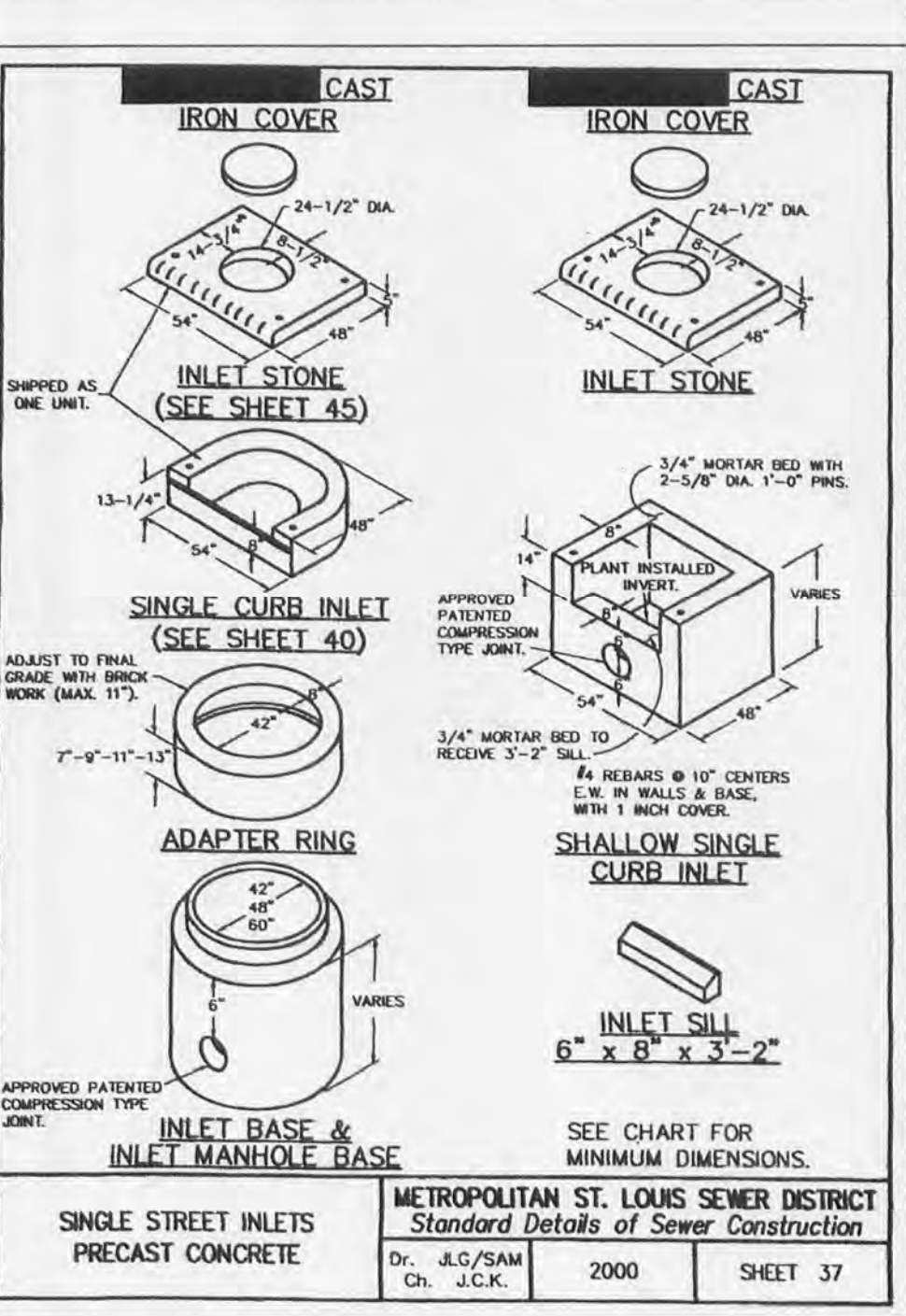
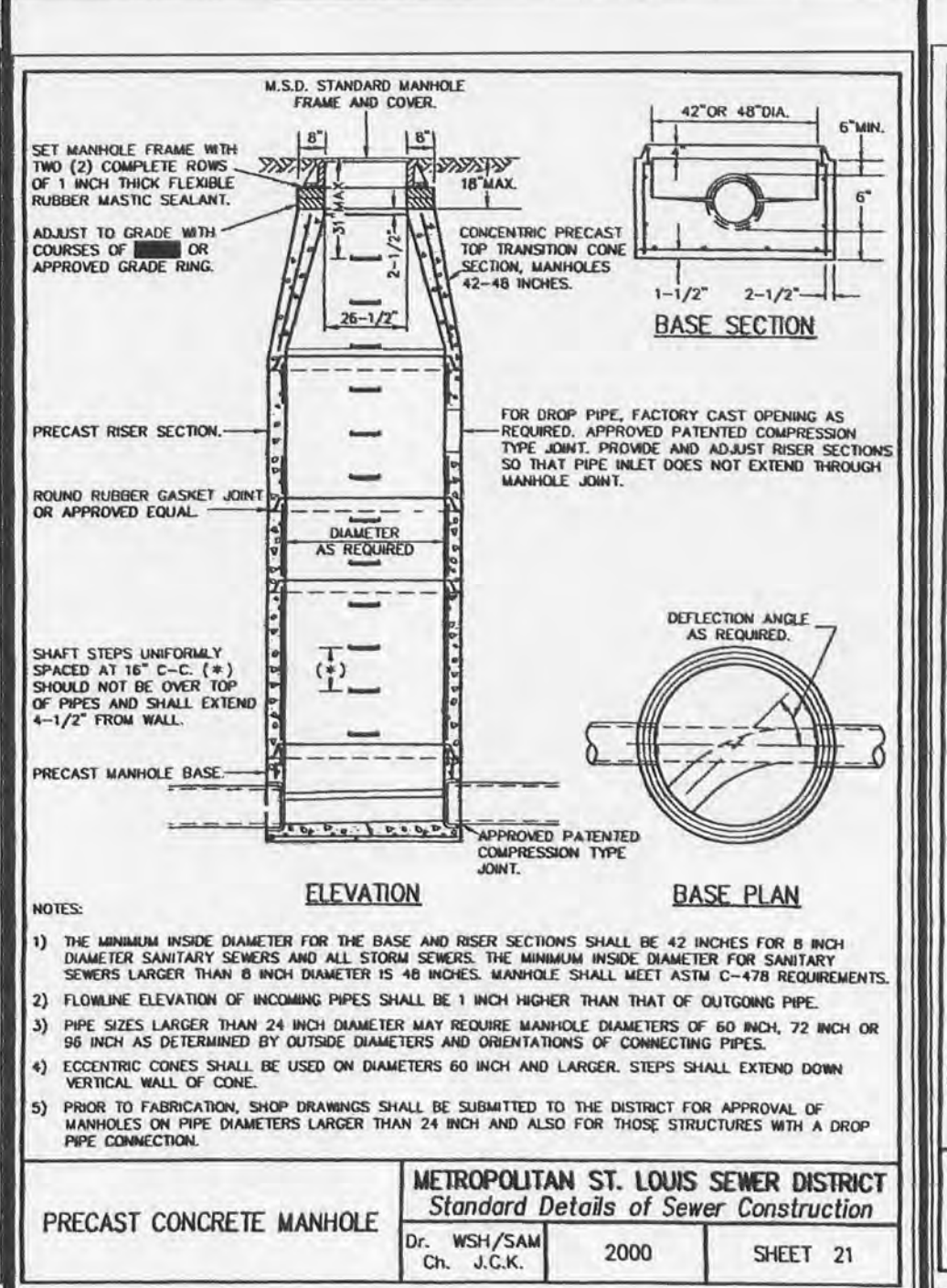
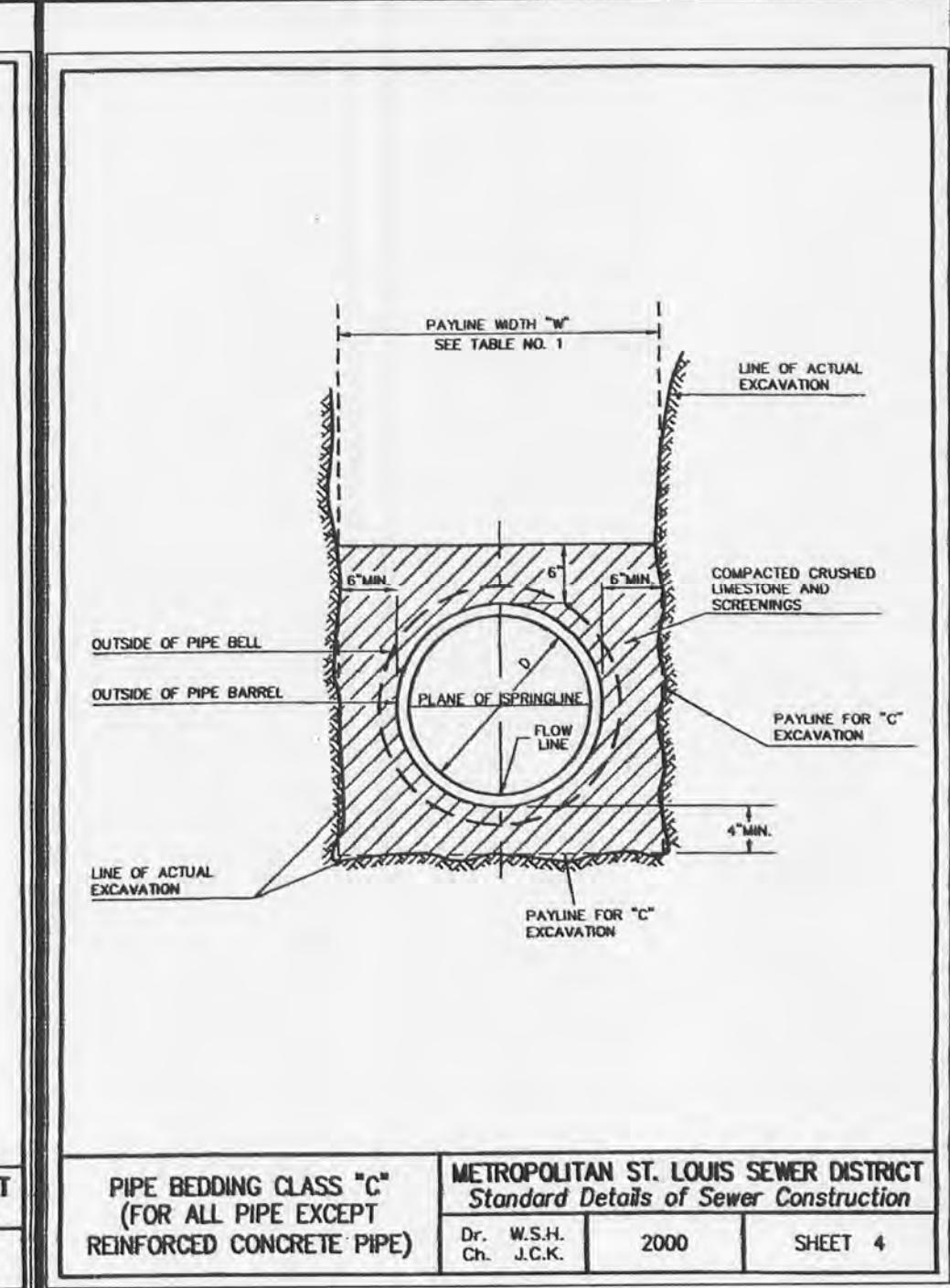
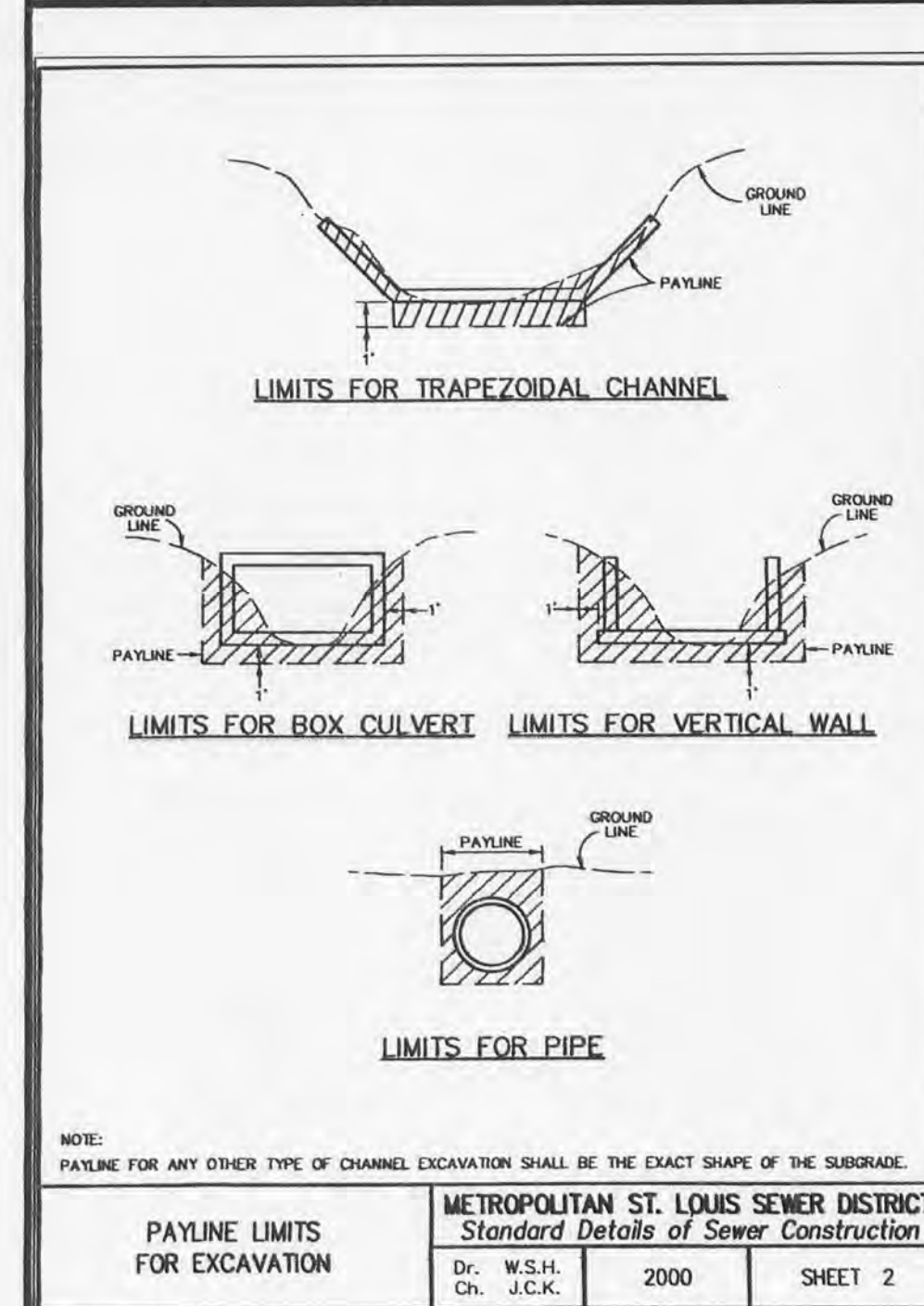


| ROUND PIPE | | | | HORIZONTAL ELLIPTICAL PIPE | | | |
|----------------------------------|--------------------------------------|------------------------------------|------------------------------------|------------------------------------|--------------------------------------|------------------------------------|------------------------------------|
| INSIDE DIAMETER OF PIPE (INCHES) | "W" PAYLINE WIDTH OF TRENCH (INCHES) | "M" PAYLINE WIDTH OF TRENCH (FEET) | PAY-VOLUMES OF TRENCH (CUBIC FEET) | INSIDE DIMENSIONS OF PIPE (INCHES) | "W" PAYLINE WIDTH OF TRENCH (INCHES) | "M" PAYLINE WIDTH OF TRENCH (FEET) | PAY-VOLUMES OF TRENCH (CUBIC FEET) |
| 4 | 30 | 2.50 | 3.58 | | | | |
| 6 | 30 | 2.50 | 3.58 | | | | |
| 8 | 30 | 2.50 | 3.87 | | | | |
| 10 | 30 | 2.50 | 4.09 | | | | |
| 12 | 30 | 2.50 | 4.25 | | | | |
| 15 | 36 | 3.00 | 5.55 | | | | |
| 18 | 36 | 3.00 | 5.77 | 14 x 23 | 41 | 3.42 | 5.94 |
| 21 | 36 | 3.25 | 6.81 | | | | |
| 24 | 42 | 3.50 | 7.39 | 19 x 30 | 49 | 4.08 | 7.68 |
| 27 | 42 | 3.75 | 8.18 | 22 x 34 | 53 | 4.42 | 8.81 |
| 30 | 48 | 4.08 | 9.30 | 24 x 38 | 58 | 4.83 | 9.70 |
| 33 | 53 | 4.42 | 10.53 | 27 x 42 | 62 | 5.17 | 10.71 |
| 36 | 56 | 4.87 | 11.43 | 29 x 45 | 66 | 5.50 | 11.72 |
| DISCONTINUED | | | | DISCONTINUED | | | |
| 42 | 63 | 5.25 | 13.38 | 34 x 53 | 75 | 6.25 | 14.05 |
| 48 | 70 | 5.83 | 15.67 | 38 x 60 | 83 | 6.92 | 16.18 |
| 54 | 77 | 6.42 | 18.15 | 43 x 68 | 92 | 7.67 | 18.81 |
| 60 | 84 | 7.00 | 20.73 | 48 x 78 | 101 | 8.42 | 21.59 |
| 66 | 91 | 7.58 | 23.45 | 53 x 83 | 109 | 9.08 | 24.35 |
| 72 | 98 | 8.17 | 26.37 | 58 x 91 | 118 | 9.83 | 27.45 |
| 78 | 105 | 8.75 | 29.39 | 63 x 98 | 126 | 10.50 | 30.50 |
| 84 | 112 | 9.33 | 32.57 | 68 x 106 | 135 | 11.25 | 33.91 |
| 90 | 119 | 9.92 | 35.80 | 72 x 113 | 143 | 11.92 | 36.99 |
| 96 | 126 | 10.50 | 39.37 | 77 x 121 | 152 | 12.67 | 40.89 |
| 102 | 133 | 11.08 | 42.99 | 82 x 128 | 160 | 13.33 | 44.45 |
| 108 | 140 | 11.67 | 46.75 | 87 x 136 | 168 | 14.00 | 47.79 |
| 114 | 147 | 12.25 | 50.66 | 92 x 143 | 176 | 14.67 | 51.70 |
| 120 | 154 | 12.83 | 54.72 | 97 x 151 | 185 | 15.42 | 56.01 |
| 126 | 161 | 13.42 | 58.82 | | | | |
| 132 | 168 | 14.00 | 63.27 | 106 x 166 | 202 | 16.83 | 64.48 |
| 144 | 182 | 15.17 | 72.40 | 118 x 180 | 218 | 18.17 | 73.59 |

TABLE 1
PAYLINE WIDTHS OF TRENCH AND PAY-QUANTITIES OF CONCRETE

METROPOLITAN ST. LOUIS SEWER DISTRICT
Standard Details of Sewer Construction
Dr. B.E.B. Ch. J.C.K. 2000 SHEET 1



PROJECT TITLE:
O'FALLON DERMATOLOGY PROFILES & DETAILS

DATE: 3/5/12
DRAWN BY: J.A.S.
CHECKED BY: J.A.S.
PROJECT NO.: 11-1244
SHEET NO.: 6 OF 13

MUSLER ENGINEERING COMPANY
CIVIL ENGINEERING - PLANNING - LAND SURVEYING
32 Portwest Court, St. Charles, Missouri 63303
Telephone: (636) 916-0444
Fax: (636) 916-3444

CERTIFICATE OF AUTHORITY: ENGINEERING - E-225-D, LAND SURVEYING - LS-294-D
JAN. 2012

DISCLAIMER OF RESPONSIBILITY
I hereby certify that the documents intended to be authenticated by my seal are limited to this sheet, and I hereby disclaim any responsibility for all other drawings, specifications, estimates, reports or other documents or instruments relating to or intended to be used for any part or parts of the architectural or engineering project or survey.

JEFFREY R. SMITH, P.E.
MO. P.E. # E-2001004672

3.6.12
3.15.12

PREPARED FOR:
ODERM, LLC
MR. TIM SPRAY
835 STRAWBERRY RIDGE DRIVE
O'FALLON, MISSOURI 63366
TELEPHONE: 314-378-2087
FAX: 636-240-1768
E-mail: taspray@yahoo.com

P & Z No. 00-27.17.02
City No.

Page No. **6**