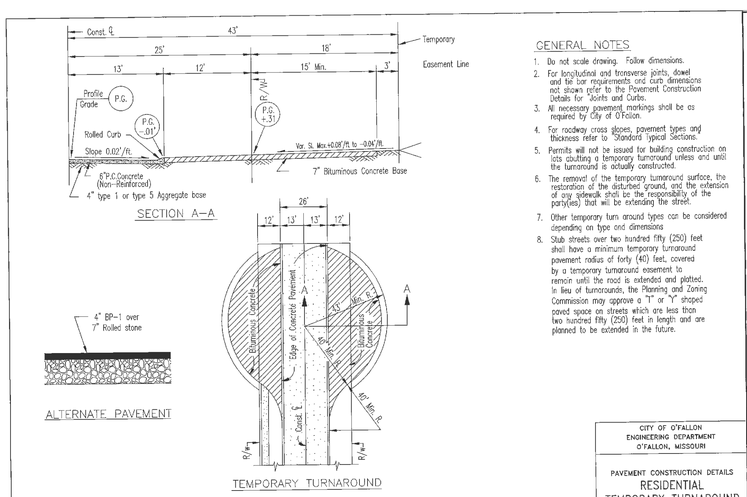

GENERAL NOTES

1. Do not scale drawing. Follow dimensions.
2. For longitudinal and transverse joints, dowel and tie bar requirements and curb dimensions not shown refer to the Pavement Construction Details for Joints and Curbs.
3. All necessary pavement markings shall be as required by City of O'Fallon.
4. For roadway cross slopes, pavement types and thickness refer to "Standard Typical Sections.
5. Permits will not be issued for building construction on lots abutting a temporary turnaround unless and until the turnaround is actually constructed.
6. The removal of the temporary turnaround surface, the restoration of the disturbed ground, and the extension of any sidewalk shall be the responsibility of the party(ies) that will be extending the street.
7. Other temporary turn around types can be considered depending on type and dimensions
8. Stub streets over two hundred fifty (250) feet shall have a minimum temporary turnaround pavement radius of forty (40) feet, covered by a temporary turnaround easement to remain until the road is extended and platted. In lieu of turnarounds, the Planning and Zoning Commission may approve a "T" or "Y" shaped paved space on streets which are less than two hundred fifty (250) feet in length and are planned to be extended in the future.

CITY OF O'FALLON
ENGINEERING DEPARTMENT
O'FALLON, MISSOURI

PAVEMENT CONSTRUCTION DETAILS
RESIDENTIAL
TEMPORARY TURNAROUND

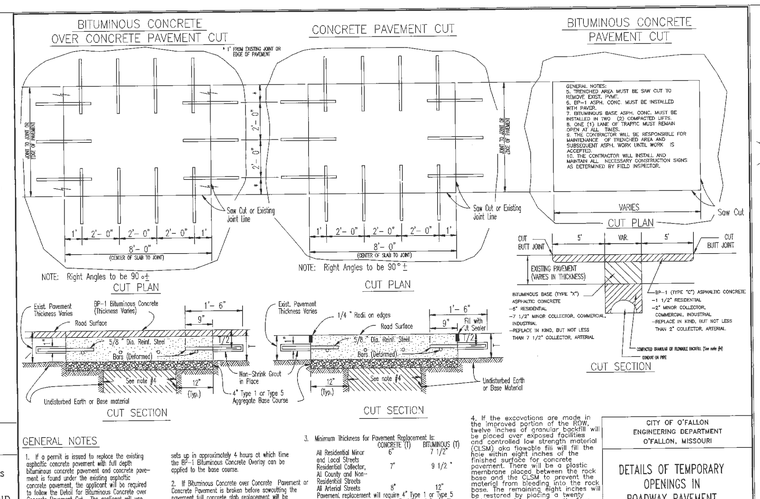

GENERAL NOTES

1. If a permit is issued to replace the existing asphaltic concrete pavement with full depth Bituminous concrete pavement and concrete pavement is found under the existing asphaltic concrete pavement, the applicant will be required to follow the Detail for Bituminous Concrete over Concrete Pavement Cut. The applicant will use Turnscrete or equivalent to replace the existing concrete and use 4" Type 1 or Type 5 Aggregate over Grimmer Backfill or Pugmill as a subbase. Turnscrete sets up in approximately 4 hours at which time the BP-1 Bituminous Concrete Overlay can be applied to the base course.
2. If Bituminous Concrete over Concrete Pavement or Concrete Pavement is broken before sawcutting the pavement full concrete slab replacement will be required.
3. Minimum Thickness for Pavement Replacement to:

	CONCRETE (T)	BITUMINOUS (T)
All Residential Minor and Local Streets	6"	7 1/2"
Residential Collector, All County and Non-Residential Streets	7"	9 1/2"
All Arterial Streets	9"	12"

Pavement replacement will require 4" Type 1 or Type 5 Aggregate Base Course, Granular Backfill and Base will be compacted by mechanical tamping methods in lifts no greater than 6 inches.

4. If the excavations are made in the interior portion of the road, twelve inches of granular backfill will be placed over exposed facilities and controlled low strength material (CLSM) aka flowable fill will fill the rows within eight inches of the finished surface for concrete pavement. A layer of plastic membrane placed between the rock base and the CLSM to prevent the material from bleeding into the rock base. The remaining eight inches will be restored by placing a twenty eight day minimum strength, four thousand psi concrete mix.

CITY OF O'FALLON
ENGINEERING DEPARTMENT
O'FALLON, MISSOURI

DETAILS OF TEMPORARY OPENINGS IN ROADWAY PAVEMENT

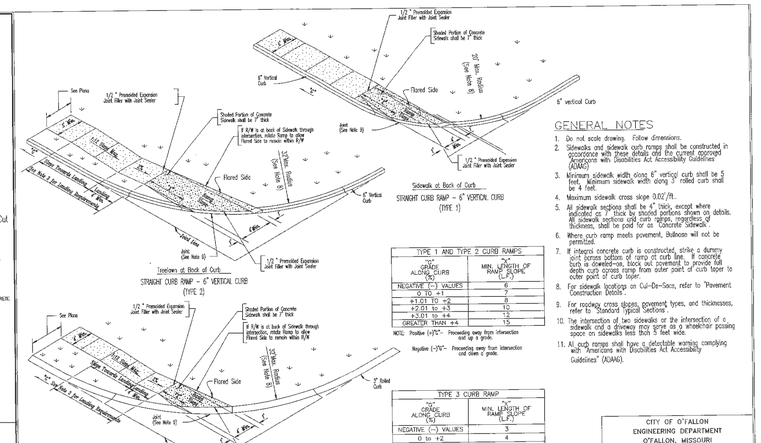

GENERAL NOTES

1. Do not scale drawing. Follow dimensions.
2. Sidewalks and sidewalk curb ramps shall be constructed in accordance with these details and the current approved "Americans with Disabilities Act Accessibility Guidelines" (ADAAG)
3. Minimum sidewalk width along 6" vertical curb shall be 5 feet. Minimum sidewalk width along 3" rolled curb shall be 4 feet.
4. Maximum sidewalk cross slope 0.02'/ft.
5. All sidewalk sections shall be 4" thick, except where indicated as 7" thick by shaded portions shown on details. All sidewalk sections and curb ramps, regardless of thickness, shall be paid for as "Concrete Sidewalk".
6. Where curb ramp meets pavement, Bullnose will not be permitted.
7. If integral concrete curb is constructed, strike a dummy joint across bottom of ramp at curb line. If concrete curb is doweled-in, block out pavement to provide full depth curb across ramp from outer point of curb taper to outer point of curb taper.
8. For sidewalk locations on Cul-De-Sacs refer to "Pavement Construction Details".
9. For roadway cross slopes, pavement types, and thicknesses, refer to "Standard Typical Sections".
10. The intersection of two sidewalks or the intersection of a sidewalk and a driveway may serve as a wheelchair passing space on sidewalks less than 5 feet wide.
11. All curb ramps shall have a detectable warning complying with "Americans with Disabilities Act Accessibility Guidelines" (ADAAG).

TYPE 1 AND TYPE 2 CURB RAMPS	
GRADE ALONG CURB (%)	MIN. LENGTH OF RAMP ALONE (L.F.)
NEGATIVE (-) VALUES	6
0 TO +1	7
+1.01 TO +2	8
+2.01 TO +3	10
+3.01 TO +4	12
GREATER THAN +4	15

NOTE: Positive (+)%:- Proceeding away from intersection and up a grade.
Negative (-)%:- Proceeding away from intersection and down a grade.

TYPE 3 CURB RAMP	
GRADE ALONG CURB (%)	MIN. LENGTH OF RAMP ALONE (L.F.)
NEGATIVE (-) VALUES	3
0 TO +2	4
+2.01 TO +3	5
+3.01 TO +4	6
+4.01 TO +5	8
+5.01 TO +6	11
GREATER THAN +6	15

NOTE: Positive (+)%:- Proceeding away from intersection and up a grade.
Negative (-)%:- Proceeding away from intersection and down a grade.

CITY OF O'FALLON
ENGINEERING DEPARTMENT
O'FALLON, MISSOURI

CONCRETE SIDEWALK WITHIN CUL-DE-SACS

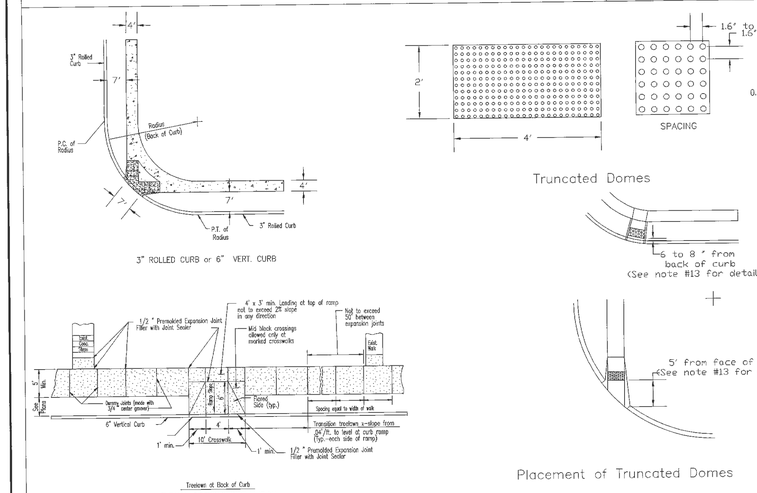

GENERAL NOTES

1. Do not scale drawing. Follow dimensions.
2. Sidewalks and sidewalk curb ramps shall be constructed in accordance with these details and the current approved "Americans with Disabilities Act Accessibility Guidelines" (ADAAG)
3. Minimum sidewalk width along 6" vertical curb shall be 5 feet. Minimum sidewalk width along 3" rolled curb shall be 4 feet.
4. Maximum sidewalk cross slope 0.02'/ft.
5. All sidewalk sections shall be 4" thick, except where indicated as 7" thick by shaded portions shown on details.
6. Where curb ramp meets pavement, Bullnose will not be permitted.
7. If integral concrete curb is constructed, strike a dummy joint across bottom of ramp at curb line. If concrete curb is doweled-in, block out pavement to provide full depth curb across ramp from outer point of curb taper to outer point of curb taper.
8. For pavement longitudinal and transverse joints and dowel and tie bar requirements and dimensions, refer to the "Pavement Construction Details for Joints and Curbs".
9. For roadway cross slopes, pavement types, and thicknesses, refer to "Standard Typical Sections".
10. The intersection of two sidewalks or the intersection of a sidewalk and a driveway may serve as a wheelchair passing space on sidewalks less than 5 feet wide.
11. All curb ramps shall have a detectable warning complying with "Americans with Disabilities Act Accessibility Guidelines" (ADAAG).
12. All ramps must line up with the corresponding ramp on the other side of the street or intersection.
13. All truncated domes shall run parallel to the road that it's crossing.
14. Truncated warning domes shall not be stamped and will be a AIA approved product.

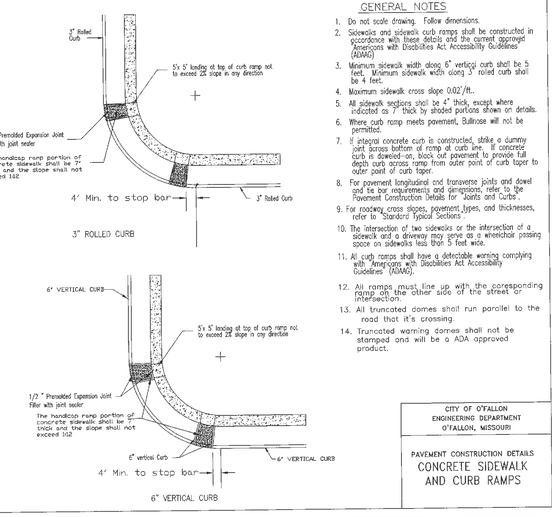

CITY OF O'FALLON
ENGINEERING DEPARTMENT
O'FALLON, MISSOURI

PAVEMENT CONSTRUCTION DETAILS
CONCRETE SIDEWALK AND CURB RAMPS

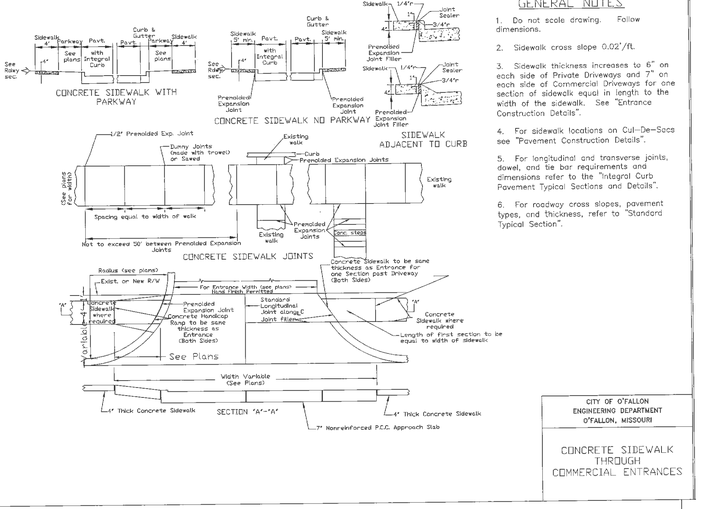

GENERAL NOTES

1. Do not scale drawing. Follow dimensions.
2. Sidewalk cross slope 0.02'/ft.
3. Sidewalk thickness increases to 6" on each side of Private Driveways and 7" on each side of Commercial Driveways for one section of sidewalk equal in length to the width of the sidewalk. See "Entrance Construction Details".
4. For sidewalk locations on Cul-De-Sacs see "Pavement Construction Details".
5. For longitudinal and transverse joints, dowel, and tie bar requirements and dimensions refer to the "Integral Curb Pavement Typical Sections and Details".
6. For roadway cross slopes, pavement types, and thickness, refer to "Standard Typical Section".

CITY OF O'FALLON
ENGINEERING DEPARTMENT
O'FALLON, MISSOURI

CONCRETE SIDEWALK THROUGH COMMERCIAL ENTRANCES

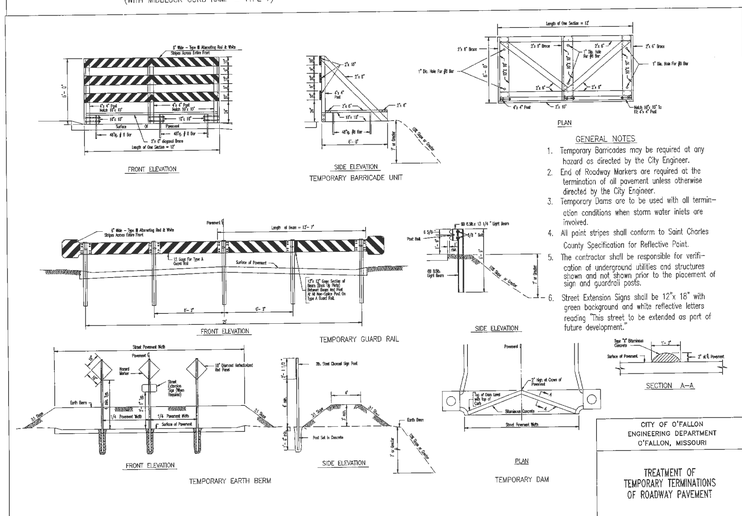

GENERAL NOTES

1. Temporary Barricades may be required at any hazard as directed by the City Engineer.
2. End of Roadway Markers are required at the termination of all pavement unless otherwise directed by the City Engineer.
3. Temporary Dams are to be used with all termination conditions when storm water inlets are involved.
4. All paint stripes shall conform to Saint Charles County Specification for Reflective Paint.
5. The contractor shall be responsible for verification of underground utilities and structures shown and not shown prior to the placement of sign and guardrail posts.
6. Street Extension Signs shall be 12"x 18" with green background and white reflective letters reading "This street to be extended as part of future development."

CITY OF O'FALLON
ENGINEERING DEPARTMENT
O'FALLON, MISSOURI

TREATMENT OF TEMPORARY TERMINATIONS OF ROADWAY PAVEMENT

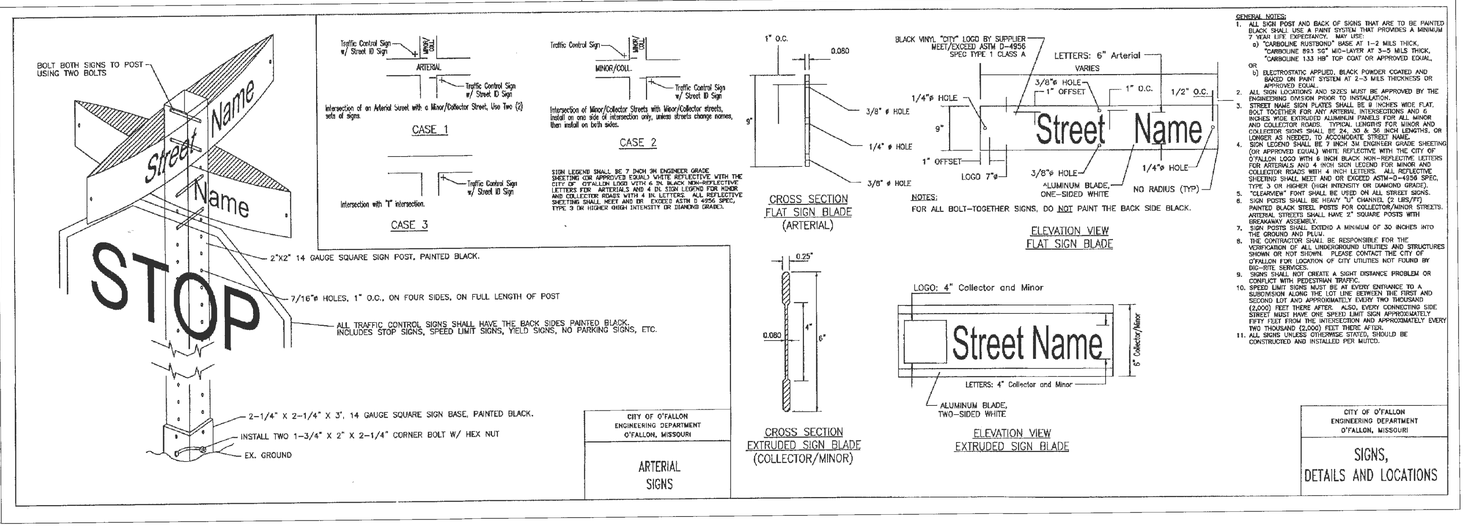

NOTES:
FOR ALL BOLT-TOGETHER SIGNS, DO NOT PAINT THE BACK SIDE BLACK.

GENERAL NOTES

1. ALL SIGN POST AND BACK OF SIGNS THAT ARE TO BE PAINTED BLACK SHALL USE A PAINT SYSTEM THAT PROVIDES A MINIMUM 7 MILS PER IDENTICAL. MAY USE:
   a) "CARBOLINE RUSTBOND" BASE AT 1-2 MILS THICK, "CARBOLINE 891 50" MID-LAYER AT 3-5 MILS THICK, "CARBOLINE 133 HB" TOP COAT OR APPROVED EQUAL,
   OR
   b) ELECTROSTATIC APPLIED, BLACK POWDER COATED AND BAKED PAINT SYSTEM AT 2-3 MILS THICKNESS OR APPROVED EQUAL.
2. ALL SIGN LOCATIONS AND SIZES MUST BE APPROVED BY THE ENGINEERING DIVISION PRIOR TO INSTALLATION.
3. STREET NAME SIGN PLATES SHALL BE 9 INCHES WIDE FLAT, BOLT TOGETHER FOR ANY ARTERIAL INTERSECTIONS AND 6 INCHES WIDE EXTRUDED ALUMINUM PANELS FOR ALL MINOR AND COLLECTOR ROADS. TYPICAL LENGTHS FOR MINOR AND COLLECTOR SIGNS SHALL BE 24, 30 & 36 INCH LENGTHS, OR LONGER AS NEEDED, TO ACCOMODATE STREET NAME.
4. SIGN LEGEND SHALL BE 2 INCH 3M ENGINEER GRADE SHEETING (OR APPROVED EQUAL) WHITE REFLECTIVE WITH THE CITY OF O'FALLON LOGO WITH 8 INCH BLACK NON-REFLECTIVE LETTERS FOR ARTERIALS AND 4 INCH SIGN LEGEND FOR MINOR AND COLLECTOR ROADS WITH 4 INCH LETTERS. ALL REFLECTIVE SHEETING SHALL MEET AND OR EXCEED ASTM-D-4956 SPEC. TYPE 3 OR HIGHER (HIGH INTENSITY OR DIAMOND GRADE).
5. "CLEARVIEW" FONT SHALL BE USED ON ALL STREET SIGNS.
6. SIGN POSTS SHALL BE HEAVY "U" CHANNEL (2 LBS/FT) PAINTED BLACK STEEL POSTS FOR COLLECTOR/MINOR STREETS. ARTERIAL STREETS SHALL HAVE 2" SQUARE POSTS WITH breakaway ASSEMBLY.
7. SIGN POSTS SHALL EXTEND A MINIMUM OF 30 INCHES INTO THE GROUND AND PLUG.
8. THE CONTRACTOR SHALL BE RESPONSIBLE FOR THE VERIFICATION OF ALL UNDERGROUND UTILITIES AND STRUCTURES WHERE ANY LOT IS PLANNED. PLEASE CONTACT THE CITY OF O'FALLON FOR LOCATION OF CITY UTILITIES NOT FOUND BY 800-344-7483 SERVICES.
9. SIGNS SHALL NOT CREATE A SIGHT DISTANCE PROBLEM OR CONFLICT WITH PEDESTRIAN TRAFFIC.
10. SPEED LIMIT SIGNS MUST BE AT EVERY ENTRANCE TO A SUBDIVISION ALONG THE LOT LINE BETWEEN THE FIRST AND SECOND LOT AND APPROXIMATELY EVERY TWO THOUSAND (2,000) FEET THEREAFTER. ALSO, EVERY CONNECTING SIDE STREET MUST HAVE ONE SPEED LIMIT SIGN APPROXIMATELY FIFTY FEET FROM THE INTERSECTION AND APPROXIMATELY EVERY TWO THOUSAND (2,000) FEET THERE AFTER.
11. ALL SIGNS UNLESS OTHERWISE STATED, SHOULD BE CONSTRUCTED AND INSTALLED PER MUTCD.

CITY OF O'FALLON
ENGINEERING DEPARTMENT
O'FALLON, MISSOURI

ARTERIAL SIGNS

PROJECT TITLE:
FIRE HOUSE #1
O'FALLON FIRE DISTRICT

Bax Project #13-15672 | Issue Date: 4/23/2014

ENGINEERING
PLANNING
SURVEYING
221 Point West Blvd.
St. Charles, MO 63301
636-928-5652
FAX 928-1718

DISCLAIMER OF RESPONSIBILITY
I hereby specify that the documents intended to be authenticated by my seal are limited to this sheet, and I hereby disclaim any responsibility for all other Drawings, Specifications, Estimates, Reports or other documents or instruments relating to or intended to be used for any part or parts of the architectural or engineering project or survey.

REVISIONS

ADD 1	5-6-14
ADD 2	5-13-14
5-13-14	CITY COMMENTS
5-30-14	CITY COMMENTS
6-5-14	REAR DRIVE P&Z

Developer / Owner:
O'FALLON FIRE PROTECTION DISTRICT
119 EAST ELM STREET
O'FALLON, MO 63366-2600
636-272-3493

REFERENCE DETAILS

P+Z No. 16-14

City No. 14-169