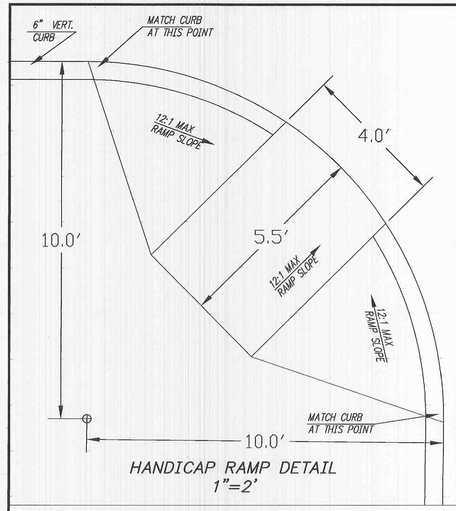

HANDICAP RAMP DETAIL
1"=2'

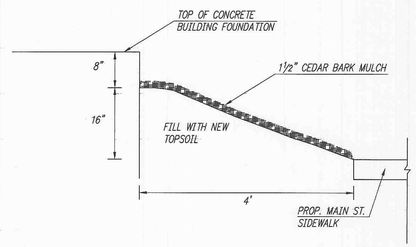

LANDSCAPE STRIP
ALONG BUILDING
N.T.S.

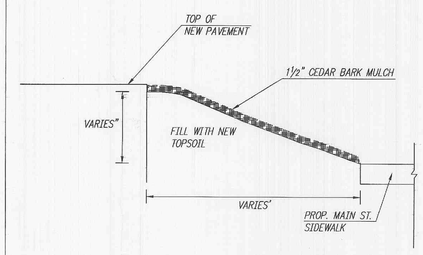

LANDSCAPE STRIP
ALONG DRIVEWAY APRON
N.T.S.

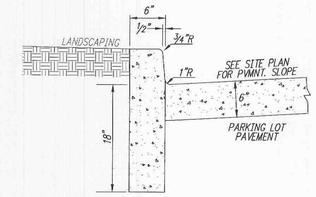

6" BARRIER CURB DETAIL
N.T.S.

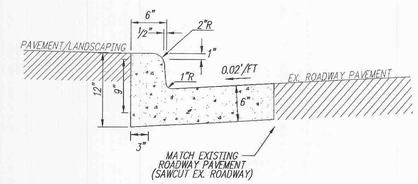

6" INTERGRAL VERTICAL CURB DETAIL
N.T.S.

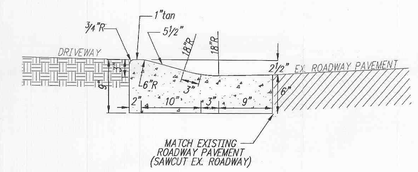

6" INTERGRAL ROLLED CURB DETAIL
N.T.S.

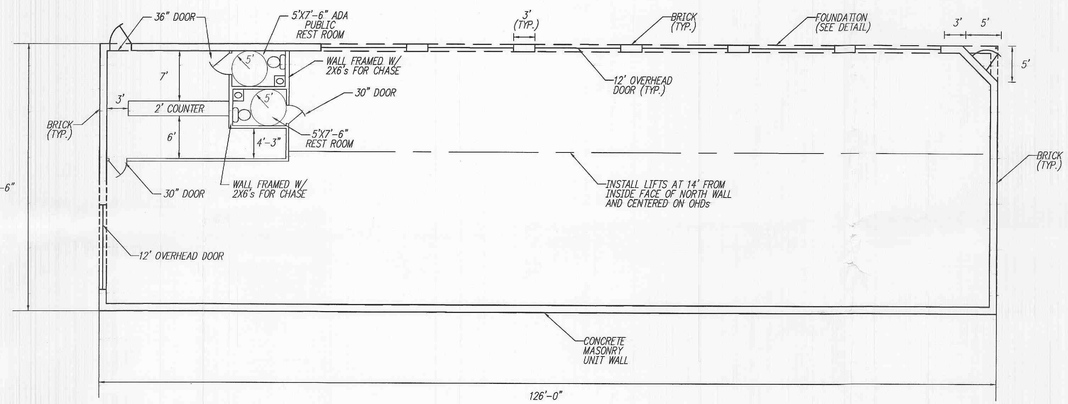

GENERAL BUILDING LAYOUT
1"=10'

GBA
GEORGE BUTLER ASSOCIATES, INC.
Engineers / Architects
Kansas City, Mo. / Lenexa, Ks. / O'Fallon, Mo. / Wichita, Ks.
225 SOUTH MAIN STREET, SUITE 200
O'FALLON, MISSOURI 63366-2892
(636) 240-2444
(636) 978-2901 FAX

DATE:	6-1-99	
DESIGN BY:	BLH	
DRAWN BY:	LRK	
PROJECT NO.:	8759	
SHEET NO.	2	TOTAL SHEETS 2

O'FALLON GARAGE
CONSTRUCTION DETAILS
DENNIS R. AND TRACY L. SHERMAN
417 LOISE LANE DRIVE, O'FALLON, MO 63366 (636)240-3299

REVISIONS	BY	DATE
PER CITY'S COMMENTS	LRK	6/30/99
PER METALMASTERS	LRK	7/19/99

CONSTRUCTION NOTES:

1) THE TERM "STANDARD SPECIFICATIONS" SHALL MEAN THE MISSOURI STANDARD SPECIFICATIONS FOR HIGHWAY CONSTRUCTION, 1996.

2) LANDSCAPED AREAS TO BE FILLED 1' DEEP WITH WITH TOPSOIL PURSUANT TO SECTION 804 OF THE STANDARD SPECIFICATIONS.

3) TREES AND SHRUBS SHALL MEET THE PROVISIONS OF SECTION 808 OF THE STANDARD SPECIFICATIONS.

4) SITE DEMOLITION SHALL MEET THE PROVISIONS OF SECTION 202 OF THE STANDARD SPECIFICATIONS.

5) WATER SERVICE SHALL BE 3/4" SEAMLESS COPPER TUBING, TYPE K AND MEET THE PROVISIONS OF SECTION 603 OF THE STANDARD SPECIFICATIONS.

6) SANITARY SEWER LATERAL SHALL BE SDR 35 AND MEET THE REQUIREMENTS OF THE CITY OF O'FALLON.

7) PAVEMENT MARKING SHALL MEET THE PROVISIONS OF SECTION 620.50 OF THE STANDARD SPECIFICATIONS.

8) CONCRETE PAVEMENT SHALL BE 6", UNREINFORCED CONCRETE PAVEMENT WITH EXPANSION JOINTS IN A PATTERN WHERE LENGTH AND WIDTH SHALL NOT DIFFER BY MORE THAN 20%. CONSTRUCTION SHALL BE IN ACCORDANCE WITH SECTION 502 OF THE STANDARD SPECIFICATIONS. CONCRETE SHALL BE PURSUANT TO SECTION 501.2.2.3 OF THE STANDARD SPECIFICATIONS.

9) SOUTH WALL OF METAL BUILDING TO BE MOUNTED ON TOP OF CONCRETE BLOCK WALL. ANCHOR BOLT BTX TO CONCRETE MASONRY UNIT CONCRETE FILLED CELLS. CONSTRUCT CONCRETE MASONRY UNIT WALL WITH PILASTERS INSIDE OF BUILDING PER LOCAL CODE. MASONRY CONTRACTOR TO COORDINATE WALL HEIGHT WITH METAL BUILDING CONTRACTOR. LAP METAL SIDING DOWN OVER CONCRETE MASONRY UNIT.

10) ALL PLUMBING PER CITY OF O'FALLON PLUMBING CODE REQUIREMENTS. OIL SEPARATOR SHALL BE PER CITY OF O'FALLON PLUMBING CODE REQUIREMENTS.

11) PLUMBING AND ELECTRIC TO BE LAID OUT BY CONTRACTOR IN ACCORDANCE WITH CITY OF O'FALLON REQUIREMENTS.

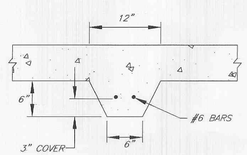

GRADE BEAM DETAIL
1"=1'

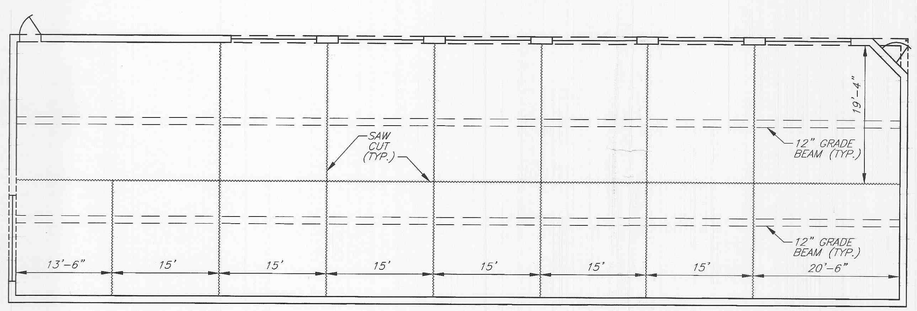

FOUNDATION WALL AND
FLOOR SLAB PLAN
1"=10'

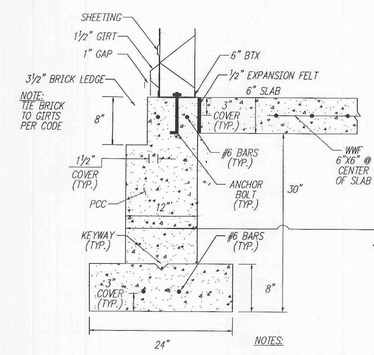

NOTES:
1) DELETE BRICK LEDGE AT ALL DOORWAY AND OVERHEAD DOOR THRESHOLDS.
2) ASSUME 2000 PSF SOIL BEARING CAPACITY.

FOUNDATION DETAIL
(NORTH, WEST, AND EAST SIDES)
N.T.S.

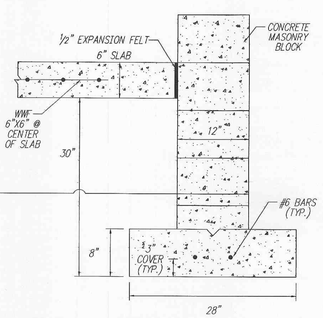

FOUNDATION DETAIL
(SOUTH, SIDE)
N.T.S.

Designed by others
BLH