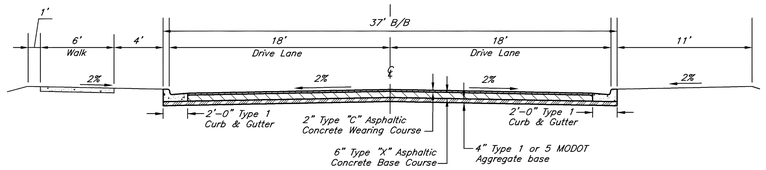

SECTION A-A

Scale: 1" = 5'
Not Typical All Locations

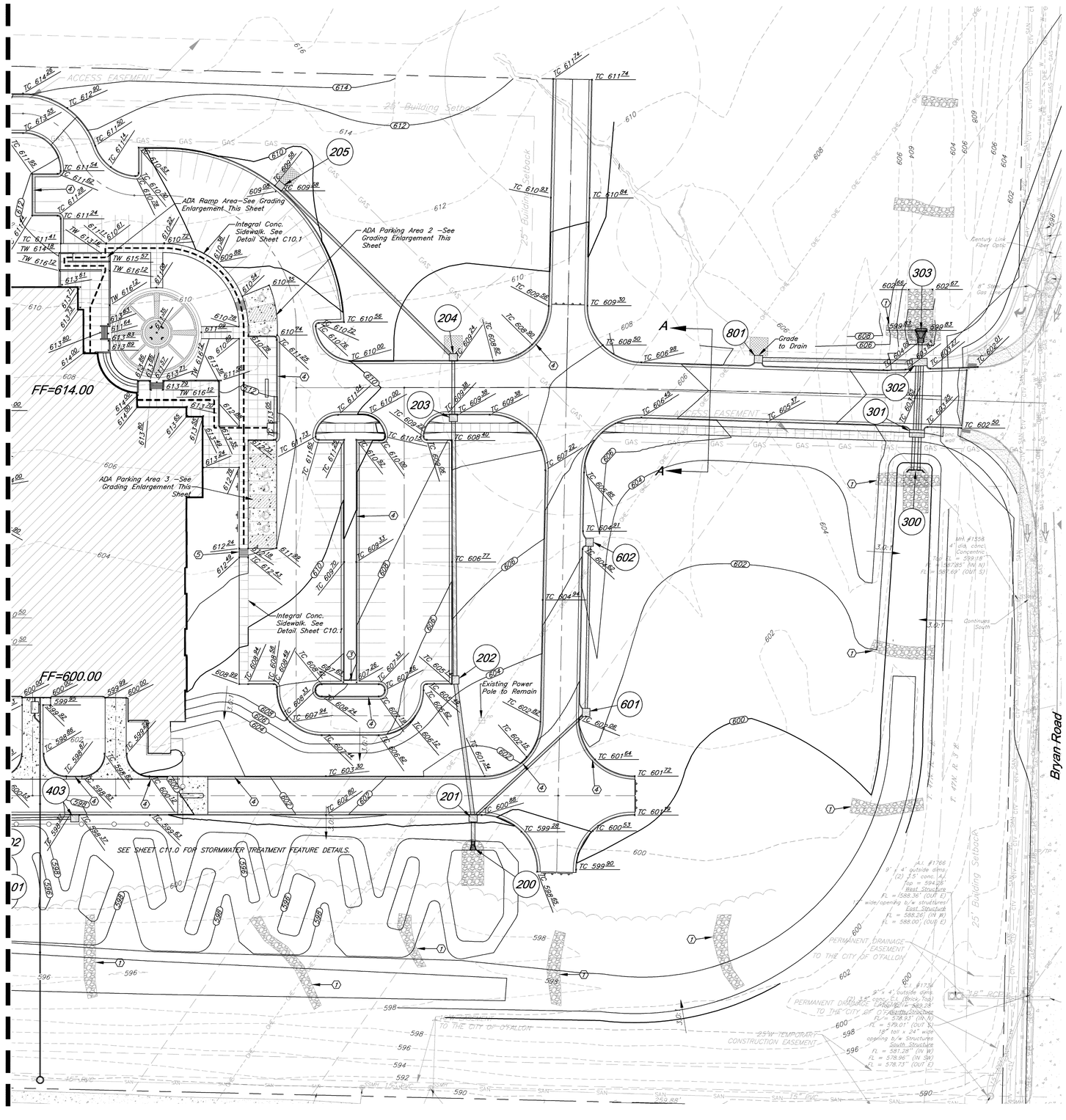

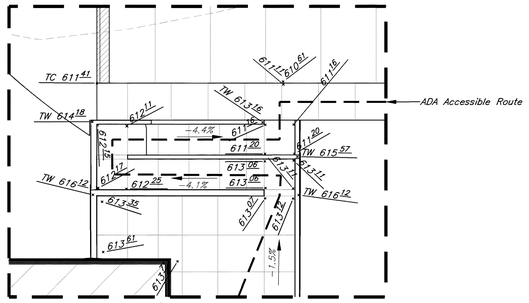

ADA Ramp Area Grading Enlargement
Scale: 1"=10'

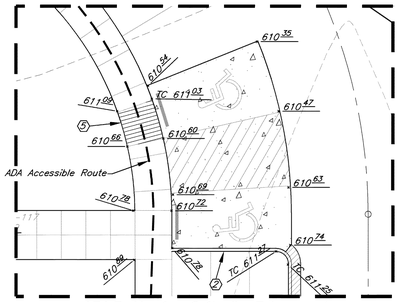

ADA Parking Area 2 Grading Enlargement
Scale: 1"=10'

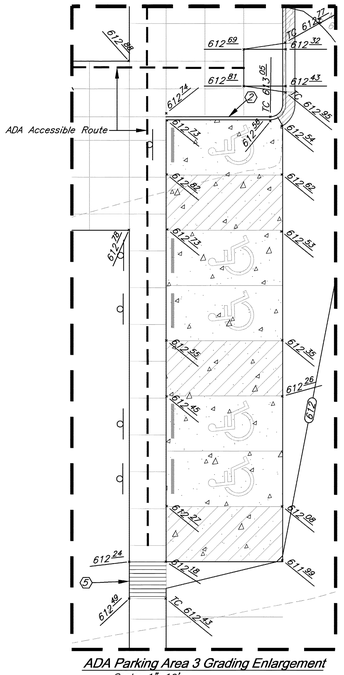

ADA Parking Area 3 Grading Enlargement
Scale: 1"=10'

Grading Legend

610	Proposed Contour
600	Existing Contour
TC 1000.50	Top of Curb Grades
×1000.00	Spot Grades
Ex. TC 1000.50	Existing Top of Curb Grades
× Ex. 1000.00	Existing Spot Grades
	Type 1 Vertical Curb & Gutter
	Type 2 "Dry" Vertical Curb & Gutter
	ADA Accessible Route

Construction Notes:

1. Remove Existing Rock Ditch Check
2. Transition Curb to Flush with pavement
3. Construct Concrete Flume. See Detail sheet C10.1.
4. Type 2 "Dry" Curb. See Detail sheet C10.0.
5. Transition Ramp to Flush with pavement

Grading and Earthwork Notes:

1. All Earthwork shall conform to recommendations outlined by SCI ENGINEERING INC in the geotechnical report "O'Fallon Justice Center O'Fallon, Missouri", dated September 2015.
2. TW and BW elevations noted on plans are to the top of the retaining wall and to the surface grade at the base of retaining wall. Any additional depth of wall required for structural purposes is the responsibility of the structural Engineer designing and detailing the retaining wall.
3. All ADA accessible parking spaces are to be constructed at 2.0% maximum slope in any direction. ADA accessible routes shall be constructed with 2.0% maximum cross slope and a maximum 5.0% longitudinal slope.

30' 0' 30' 60'
SCALE : 1 INCH = 30 FEET

GBA
architects
engineers
225 S. Main, Ste. 200
O'Fallon, MO 63366
913.492.0400
www.gbateam.com

O'FALLON JUSTICE CENTER
CONSTRUCTION DOCUMENTS
O'FALLON, MISSOURI

REV	DATE	DESCRIPTION

STATE OF MISSOURI
BRADLEY D. BURTON
NUMBER E-25862
REGISTERED PROFESSIONAL ENGINEER
3/15/16

PROJECT NUMBER
13326.00

DATE
03/15/16
CONSTRUCTION DOCUMENTS

DESIGNED: HTR/JWM/JRH
DRAWN: HTR/JWM/JRH
REVIEWED: HTR/BDB

SHEET TITLE
GRADING PLAN

SHEET NUMBER
C3.1

© George Butler Associates, Inc. 2016
Engineering COA# 000132
Architecture COA# 000212
Land Surveying COA# 000209

G:\13326\Civil 3D\Production Drawings\Construction Site Plans\13326C0703.dwg Layout: C3.1 Grading Plan -- Plotted Tuesday March 15, 2016, 3:41pm by jhealy