

OWNER
CITY OF OFALLON
100 NORTH MAIN STREET
OFALLON, MO 63366
636.379.5590

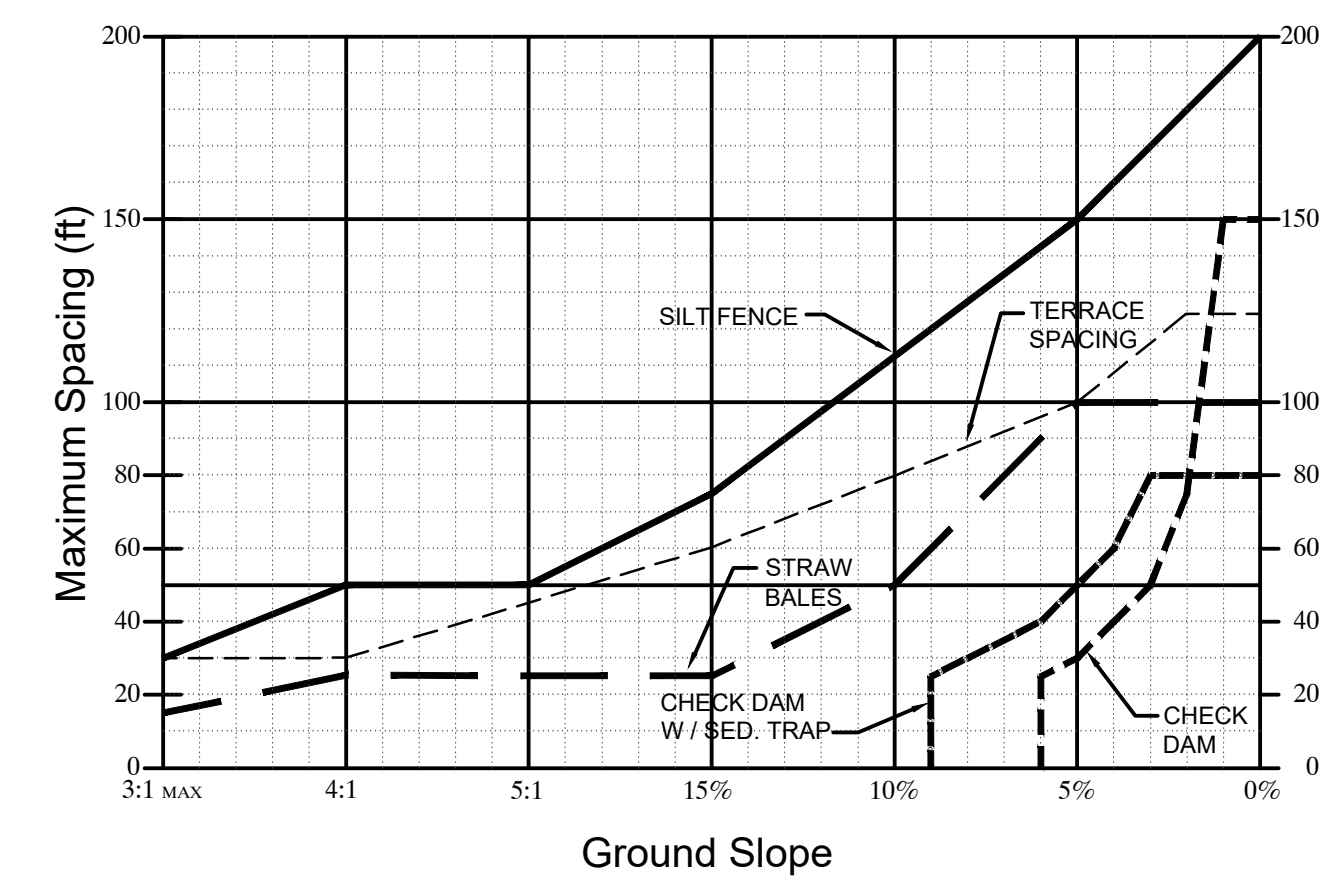
PROJECT TEAM

CIVIL ENGINEER
PREMIER DESIGN GROUP
100 MIDLAND PARK DRIVE
WENTZVILLE, MO 63385
314.925.7444

MAINTENANCE CONSULTANT
HDR ENGINEERING, INC.
17725 KATY FREEWAY SUITE 102
HOUSTON, TX 77094
816.802.2700

STRUCTURAL ENGINEER
METTEMAYER ENGINEERING
2225 W CHESTERFIELD BLVD., SUITE 300
SPRINGFIELD, MO 65807
417.893.8022

MEP ENGINEER
HENDERSON ENGINEERS, INC.
8345 LENEXA DR., #300
LENEXA, KS 66214
913.742.5000



- DESIGN CRITERIA**
- SILT FENCE SHALL HAVE A MAXIMUM DRAINAGE AREA OF 1/2 ACRE PER 100 LF.
 - STRAW BALE BARRIERS FOR SHEET FLOW SHALL HAVE A MAXIMUM DRAINAGE AREA OF 3/4 ACRE PER 100 LF.
 - REFER TO INDIVIDUAL ESC FIGURE FOR INSTALLATION.
 - TERRACING INCLUDES LOGS, WATTLES & FILTER SOCKS.

St. Charles County
Erosion & Sediment Controls
Standard Drawings
**SPACING CHART
FOR ESC DEVICES**
DATE: APRIL 2008 DRAWING: ESC-1

Table 6.4 Seeding Dates for Temporary Seeding

Species	Seeding Dates Optimum and Acceptable											
	Jan	Feb	Mar	Apr	May	Jun	Jul	Aug	Sep	Oct	Nov	Dec
Oats												
Cereals: Rye/Wheat												
Milets, Sudangrass												
Annual Ryegrass												
Annual Lespedeza** plus Tall Fescue												

* If site may not be developed within one year, consider permanent species listed in Table 6.5.

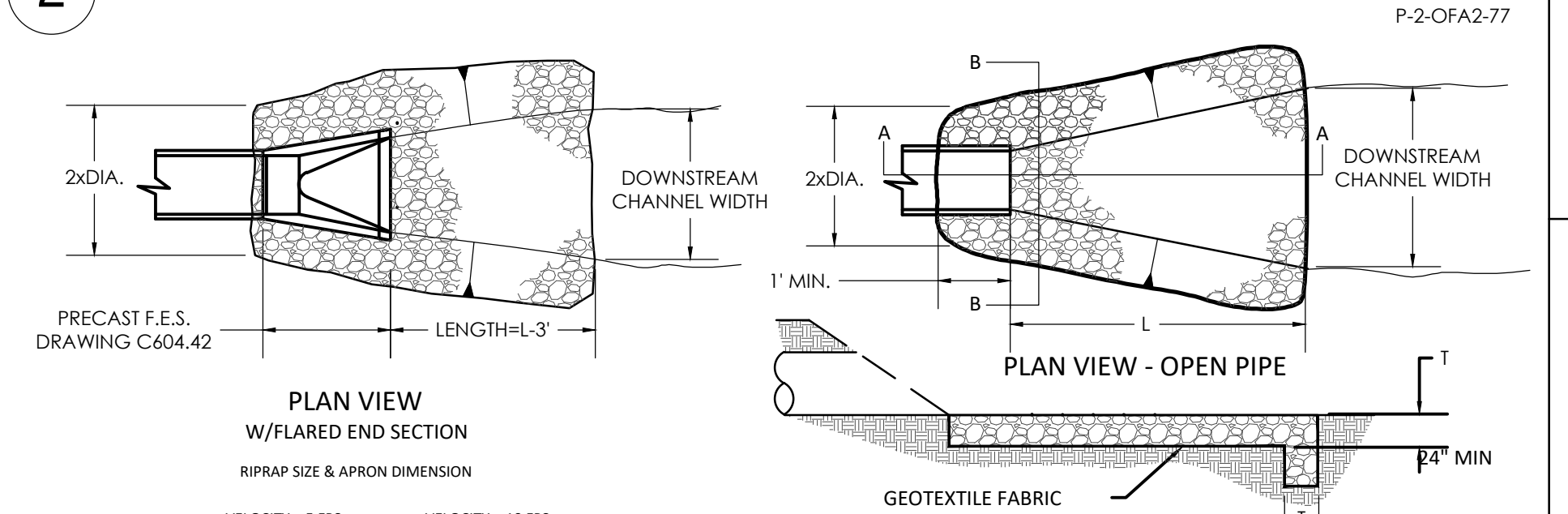
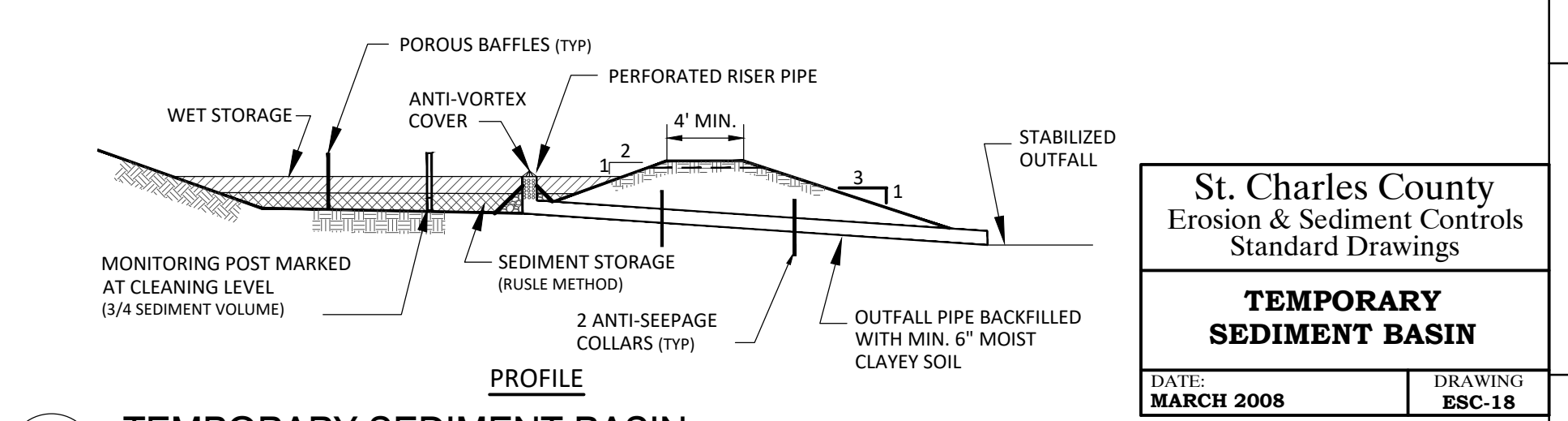
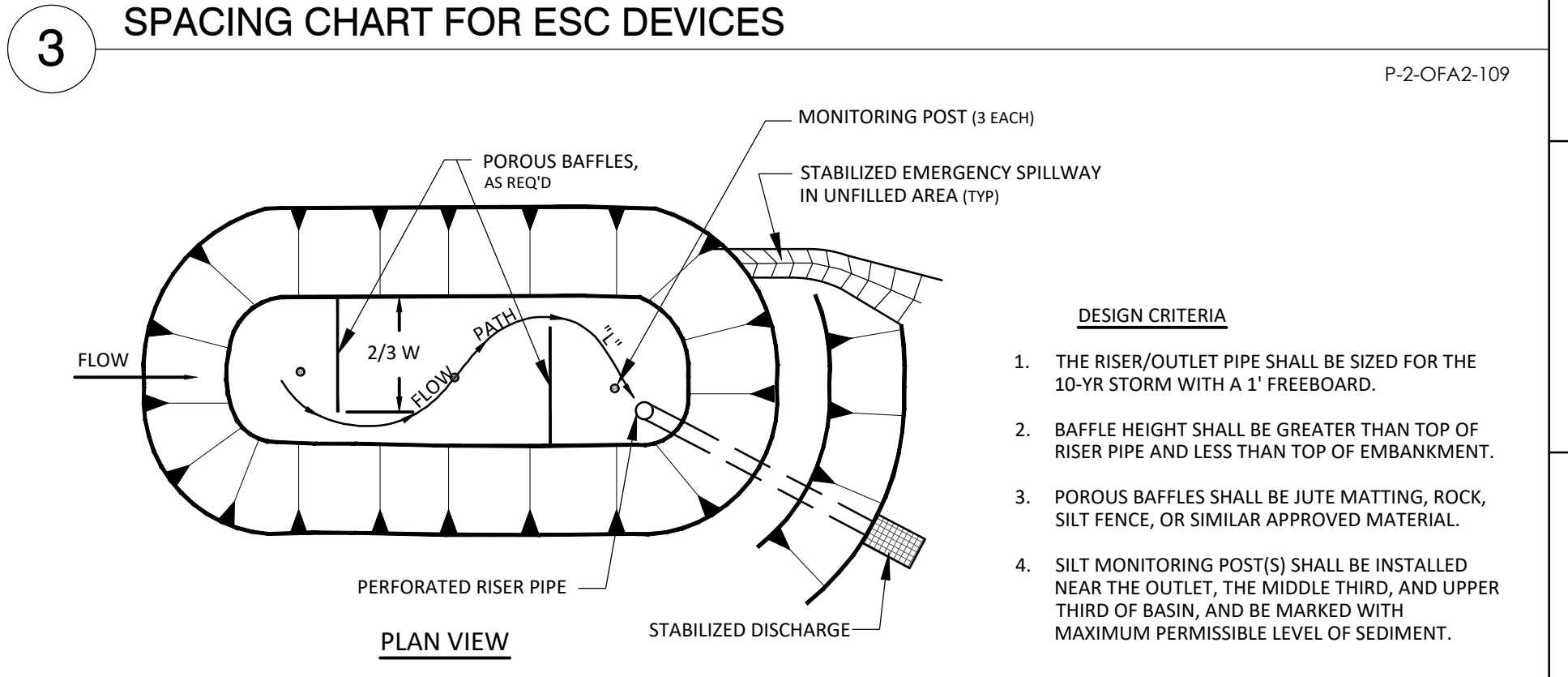
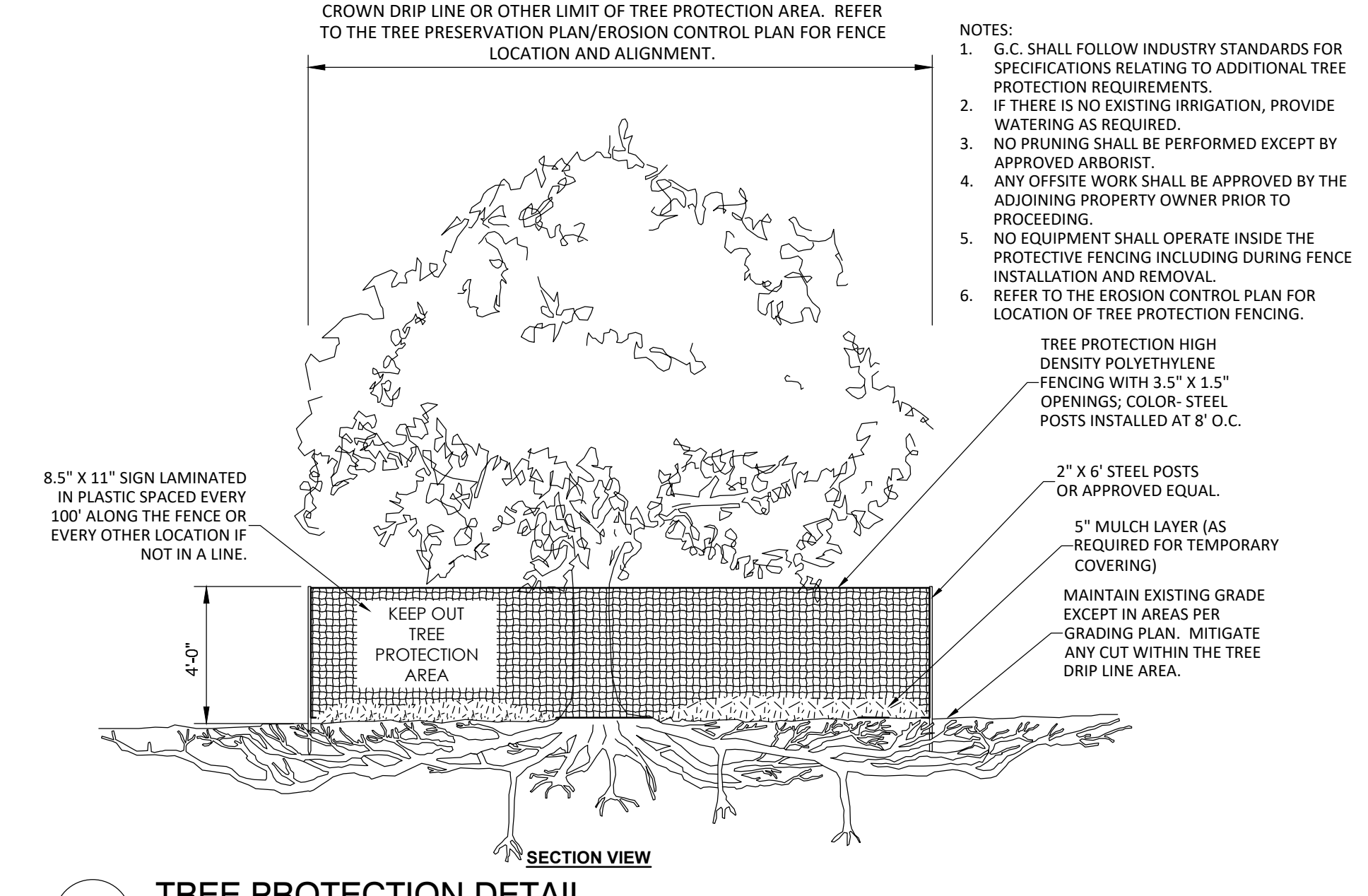
Table Key
Optimum Seeding Times
Acceptable Seeding Times

Table 6.5 Planting Dates Optimum and Acceptable* Planting Dates

Species	Seeding Dates Optimum and Acceptable											
	Jan	Feb	Mar	Apr	May	Jun	Jul	Aug	Sep	Oct	Nov	Dec
Turf Fescue												
Tall Fescue												
Kentucky Bluegrass												
Perennial Ryegrass												
Ryefop												
Reed Canary												
Bermuda - Common												
Bermuda - Hybrid												
Buffalograss 1												
Zoysia2												
Birdfoot Trefoil												
Common Lespedeza												
Red Clover												
White Clover												
Wheat/Rye3												
Oats 3,4												

1 Can also be sprigged.
2 Usually sprigged. Space plugs every 6.8 or 12 inches with 4,000, 2,250 or 1,000 sprigs/1,000 sq. ft. respectively
3 Check with your local Noxious Weed Department before planting
4 Nurse crop only.

Table Key
Optimum Seeding Times
*with Mulch Cover Acceptable Seeding Times

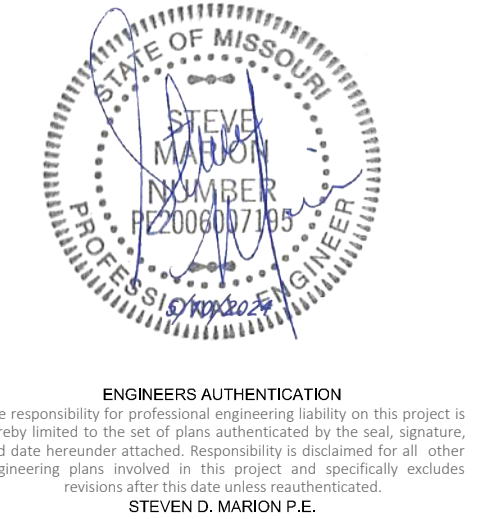


REVISIONS

NO.	DESCRIPTION	DATE

PROJECT NO: 2207920 DRAWN BY: A. JONES
DATE: 02/02/2024 REVIEWED BY: M. FOGARTY

PROFESSIONAL SEAL



PROJECT TITLE
O'FALLON PUBLIC WORKS FACILITY

PROJECT ADDRESS:
1101 OLD E TERRA LANE
OFALLON, MO 63366

EROSION CONTROL DETAILS

St. Charles County
Erosion & Sediment Controls
Standard Drawings
**TEMPORARY OUTLET
PIPE DISCHARGE
PROTECTION**
DATE: MARCH 2008 DRAWING: ESC-26