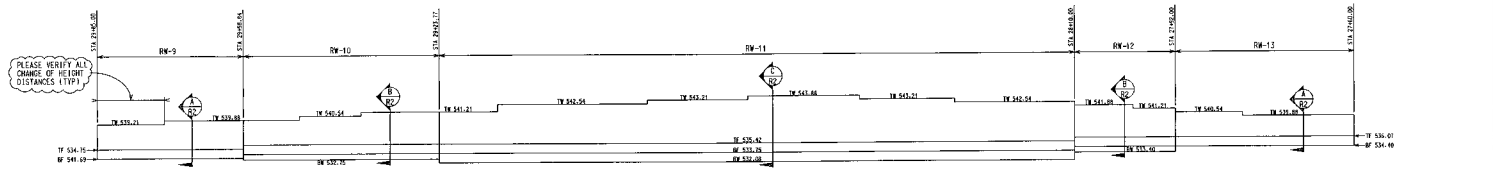

ELEVATION RETAINING WALL 3 (1/R2)
1/8"=1'-0"

LABEL	RO	PL	QTY	PLAN LOCATION: RET WALL SIZE	LENGTH	BARMARK	PLACING NOTES
	1		Cross Ref.: RW 9				
			SECTION: 1				
CON			2x 5	4	25-08		@12" T & B
TRANS			27	4	3-06		@12" TOP
HOR			2	4	16-09		@12" E.F. LAP 2'-0" INTO WALL
HOR			2x 5	4	28-00		@12" E.F. LAP 2'-0" INTO WALL
HOR			2	4	25-10		@12" E.F.
VER			15	4		4B1	@12" O.F.
			12	4		4B2	@12" O.F.
VER			15	7		7B3	@12" I.F.
			15	7		7B4	@12" I.F.
	1		Cross Ref.: RW 10				
			SECTION: 1				
CON			2	5	30-00		LAP 2'-6", LAP 2'-6" INTO WALL
			2	5	9-10		
TRANS			2x 36	4	4-06		@12" T & B
CON			2x 6	4	30-00		LAP 2'-0", LAP 2'-0" INTO WALL
			2x 6	4	8-10		
HOR			2	4	15-10		@12" E.F. LAP 2'-0" INTO WALL
HOR			2	4	26-10		@12" E.F. LAP 2'-0", INTO WALL
HOR			2x 6	4	30-00		@12" E.F., LAP 2'-0"
			2x 6	4	8-11		
VER			15	4		4B5	@12" O.F.
			11	4		4B6	@12" O.F.
			10	4		4B7	@12" O.F.
VER			15	7		7B8	@12" I.F.
			11	7		7B9	@12" I.F.
			10	7		7B10	@12" I.F.

LABEL	RO	PL	QTY	PLAN LOCATION: RET WALL SIZE	LENGTH	BARMARK	PLACING NOTES
	1		Cross Ref.: RW 11				
			SECTION: 1				
CON			4x 2	5	30-00		LAP 2'-6"
			2	5	3-03		
TRANS			115	4	7-06		@12" TOP
			115	5	7-06		@12" BOT
CON			3x 9	4	30-00		@12" TOP, LAP 2'-0"
			9	4	29-03		
CON			4x 9	5	30-00		@12" BOT LAP 2'-6"
			9	5	3-03		
DWLS			115	5		5B11	@12" O.F.
DWLS			115	7		7B12	@12" I.F.
HOR			2	4	15-08		@12" E.F.
HOR			2	4	30-00		@12" E.F. LAP 2'-0"
			2	4	26-08		
HOR			6	4	30-00		@12" E.F. LAP 2'-0"
			2	4	19-00		
HOR			6	4	30-00		@12" E.F. LAP 2'-0" INTO WALL
			2	4	21-02		
HOR			6x 6	4	30-00		@12" E.F. LAP 2'-0" INTO WALL
			2x 6	4	31-07		@12" E.F. LAP 2'-0" INTO WALL
HOR			6	4	30-00		@12" E.F. LAP 2'-0"
			2	4	29-07		
VER			49	4	6-11		@12" O.F.
			35	4	7-07		@12" O.F.
			21	4	8-03		@12" O.F.
			10	4	5-07		@12" O.F.
VER			49	7	6-11		@12" I.F.
			35	7	7-07		@12" I.F.
			21	7	8-03		@12" I.F.
			10	7	5-07		@12" I.F.
	1		Cross Ref.: RW 12				
			SECTION: 1				
CON			2	5	17-06		
TRANS			2x 19	4	4-06		@12" T & B
CON			2x 6	4	17-06		@12" T & B
HOR			2	4	10-01		@12" E.F.
HOR			2	4	17-08		@12" E.F.
HOR			2x 6	4	19-10		@12" E.F. LAP 2'-0" INTO WALL
VER			8	4		4B13	@12" O.F.
			11	4		4B14	@12" O.F.
VER			8	7		7B15	@12" I.F.
			11	7		7B16	@12" I.F.
	1		Cross Ref.: RW 13				
			SECTION: 1				
CON			2x 5	4	31-06		@12" T & B
TRANS			33	4	3-06		@12" TOP
HOR			2	4	11-08		@12" E.F.
HOR			2x 5	4	31-08		@12" E.F.
VER			20	4		4B17	@12" O.F.
			13	4		4B2	@12" O.F.
VER			20	7		7B18	@12" I.F.
			13	7		7B4	@12" I.F.

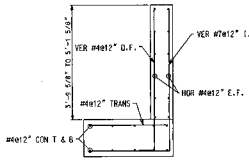

SECTION (A/R2)
1/2" = 1'-0"

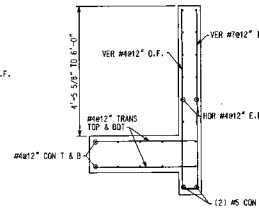

SECTION (B/R2)
1/2" = 1'-0"

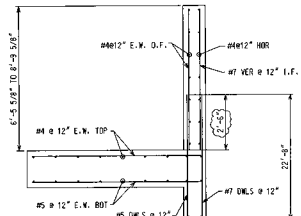

SECTION (C/R2)
1/2" = 1'-0"

SIZE	EP	BAR MARK	V	BND TYP	CO	A	B	C	D	E	F/R	G	H	J	K	O
7		7B3		17			3-07	6-042								
7		7B4		17			3-07	5-082								
7		7B8		2		0-07	9-001									
7		7B9		2		0-07	7-041									
7		7B10		2		0-07	6-081									
7		7B12		2		0-07	5-08									
7		7B15		2		0-07	7-042									
7		7B16		2		0-07	8-002									
7		7B18		17			3-07	5-002								
5		5B11		2		0-07	5-08									
4		4B1		2		0-08	6-042									
4		4B2		2		0-08	5-082									
4		4B5		2		0-07	8-001									
4		4B6		2		0-07	7-041									
4		4B7		2		0-07	6-081									
4		4B13		2		0-07	7-042									
4		4B14		2		0-07	8-002									
4		4B17		2		0-08	5-002									

BENDING DIMENSIONS

(17) B C D

(2) A B C

ALL REINFORCING ASTM GR 60
LAP ALL REINFORCING 40D UND

THE CARTER-WATERS CORPORATION
KANSAS CITY, MISSOURI

JOB - O'FALLON ROAD PROJECT
ARCH./ENGR. - ST. CHARLES HIGHWAY DEPT.
CONTRACTOR - B MILTON ANDERSON CO LLC

SCALE: AS NOTED — DRAWN BY: BESSA KELLEY
DATE: 4-28-04 — REVISED

RETAINING WALL 3

FILE NO.- 704128 — DRAWING NUMBER R2