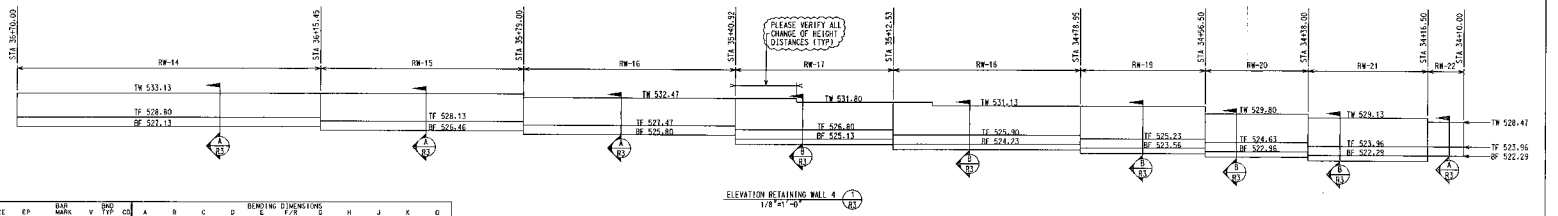

SIZE	EP	BAR MARK	V	BAD TYP	CD	A	B	C	D	E	F/8	G	H	J	K	O
7		7C2		17			3-07	5-063								
7		7C4		17			3-07	6-03								
7		7C7		2		0-07	7-023									
7		7C8		2		0-07	7-11									
7		7C11		2		0-07	7-053									
7		7C12		2		0-07	8-013									
7		7C14		2		0-07	7-05									
7		7C16		17			3-07	5-09								
4		4C1		2		0-08	5-063									
4		4C3		2		0-08	6-03									
4		4C5		2		0-07	7-023									
4		4C6		2		0-07	7-11									
4		4C9		2		0-07	7-053									
4		4C10		2		0-07	8-013									
4		4C13		2		0-07	7-05									
4		4C15		2		0-08	5-09									

BENDING DIMENSIONS

PLAN LOCATION: RET WALL

LABEL	RQ	PL	QTY	SIZE	LENGTH	BARMARK	PLACING NOTES
	1			Cross Ref.: RW 14			
				SECTION: 1			
CON			2x	5	4	30-00	ø12" T & B LAP 2'-0"
TRANS			2x	5	4	26-00	
VER				56	4	3-06	ø12" TOP
				55	4	4C1	ø12" O.F.
				55	7	7C2	ø12" I.F.
HOR			2x	5	4	30-00	ø12" E.F. LAP 2'-0" INTO WALL
			2x	5	4	28-04	LAP 2'-0"
	1			Cross Ref.: RW 15			
				SECTION: 1			
CON			2x	5	4	30-00	ø12" T & B LAP 2'-0"
TRANS			2x	5	4	8-00	
VER				37	4	3-06	ø12" TOP
				37	4	4C3	ø12" O.F.
				37	7	7C4	ø12" I.F.
HOR				2	4	30-00	ø12" E.F. LAP 2'-0"
				2	4	8-01	
HOR			2x	5	4	30-00	ø12" E.F. LAP 2'-0" INTO WALL
			2x	5	4	10-03	
	1			Cross Ref.: RW 16			
				SECTION: 1			
CON			2x	5	4	30-00	ø12" T & B LAP 2'-0"
			2x	5	4	5-07	
TRANS				39	4	3-06	ø12" TOP
VER				39	4	4C3	ø12" O.F.
				39	7	7C4	ø12" I.F.
HOR			2x	6	4	30-00	ø12" E.F. LAP 2'-0" INTO WALL
			2x	6	4	11-11	
	1			Cross Ref.: RW 17			
				SECTION: 1			
CON			2x	5	4	27-11	ø12" T & B
TRANS			2x	29	4	4-06	ø12" T & B
CON				2	5	27-11	
VER				17	4	4C5	ø12" O.F.
				12	4	4C6	ø12" O.F.
VER				17	7	7C7	ø12" I.F.
				12	7	7C8	ø12" I.F.
HOR				2	4	10-08	ø12" E.F.
			2x	6	4	30-02	ø12" E.F. LAP 2'-0" INTO WALL
	1			Cross Ref.: RW 18			
				SECTION: 1			
CON			2x	6	4	33-01	ø12" T & B
TRANS			2x	35	4	4-06	ø12" T & B
CON				2	5	33-01	
VER				27	4	4C9	ø12" O.F.
				8	4	4C10	ø12" O.F.
VER				27	7	7C11	ø12" I.F.
				8	7	7C12	ø12" I.F.
HOR				2	4	6-08	ø12" E.F.
HOR			2x	6	4	30-00	ø12" E.F. LAP 2'-0" INTO WALL
			2x	6	4	7-05	LAP 2'-0"

PLAN LOCATION: RET WALL

LABEL	RQ	PL	QTY	SIZE	LENGTH	BARMARK	PLACING NOTES
	1			Cross Ref.: RW 19			
				SECTION: 1			
CON			2x	5	4	21-11	ø12" T & B
TRANS			2x	23	4	4-06	ø12" T & B
CON				2	5	21-11	
VER				23	4	4C10	ø12" O.F.
VER				23	7	7C12	ø12" I.F.
HOR			2x	2	4	22-01	ø12" E.F.
HOR			2x	6	4	24-03	ø12" E.F. LAP 2'-0" INTO WALL
	1			Cross Ref.: RW 20			
				SECTION: 1			
CON			2x	5	4	18-00	ø12" T & B
TRANS			2x	20	4	4-06	ø12" T & B
CON				2	5	18-00	
VER				19	4	4C13	ø12" O.F.
VER				19	7	7C14	ø12" I.F.
HOR				2	4	18-02	ø12" E.F.
HOR			2x	5	4	20-04	ø12" E.F. LAP 2'-0" INTO WALL
	1			Cross Ref.: RW 21			
				SECTION: 1			
CON			2x	5	4	21-00	ø12" T & B
TRANS			2x	23	4	4-06	ø12" T & B
CON				2	5	21-00	
VER				22	4	4C13	ø12" O.F.
VER				22	7	7C14	ø12" I.F.
HOR				2	4	21-02	ø12" E.F.
HOR			2x	5	4	23-04	ø12" E.F. LAP 2'-0" INTO WALL
	1			Cross Ref.: RW 22			
				SECTION: 1			
CON			2x	5	4	6-00	ø12" T & B
TRANS				8	4	3-06	ø12" TOP
VER				7	4	4C15	ø12" O.F.
VER				7	7	7C16	ø12" I.F.
HOR			2x	6	4	6-02	ø12" E.F.

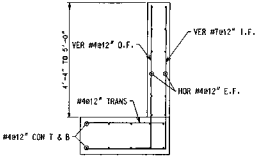

SECTION A
1/2" = 1'-0" R3

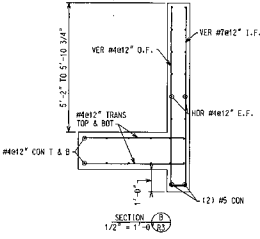

SECTION B
1/2" = 1'-0" R3

ALL REINFORCING ASTM C960
LAP ALL REINFORCING 48D UND

THE CARTER-WATERS CORPORATION
KANSAS CITY, MISSOURI

JOB - O'FALLON ROAD PROJECT
ARCH./ENGR. - ST CHARLES HIGHWAY DEPT.
CONTRACTOR - B MILTON ANDERSON CO LLC

SCALE: AS NOTED
DATE: 4-28-04
DRAWN BY: TESSA KELLEY
REVISED

RETAINING WALL 4

FILE NO.- 704128

DRAWING NUMBER R3