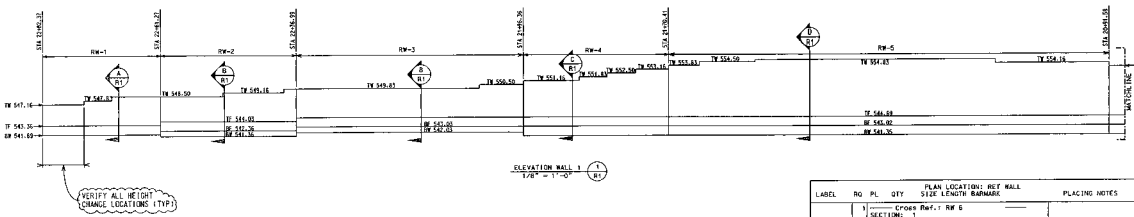

ELEVATION WALL 1 (1 / R1)
1/8" = 1'-0"

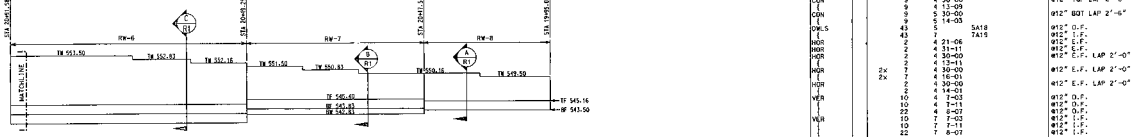

ELEVATION WALL 1 (2 / R1)
1/8" = 1'-0"

SIZE	RF	BAR MARK	V	PER CO	A	B	C	D	DIMENSIONS FT-IN				H	J	K	P
1		TA2		1E		3-07	4-04D									
1		TA4		1E		3-07	5-10D									
1		TA7		1E		3-07	5-10D									
1		TA13		2	0-07	1-00D										
1		TA12		2	0-07	1-01D										
1		TA13		2	0-07	8-09D										
1		TA14		2	0-07	8-09										
1		TA17		2	0-07	7-01										
1		TA19		2	0-07	2-08										
1		TA23		2	0-07	6-12D										
1		TA24		2	0-07	7-08D										
1		TA25		2	0-07	6-10										
1		TA26		2	0-07	4-02										
1		TA29		2	0-07	4-12										
5		SA18		2	0-07	6-08										
4		A40		2	0-06	5-08D										
4		A42		2	0-08	6-04D										
4		A48		2	0-08	5-00D										
4		A49		2	0-07	5-00D										
4		A49		2	0-07	2-09D										
4		A410		2	0-07	6-10D										
4		A414		2	0-07	8-01										
4		A415		2	0-07	7-04										
4		A420		2	0-07	6-10D										
4		A421		2	0-07	2-05D										
4		A422		2	0-07	8-03										
4		A426		2	0-07	4-02										
4		A427		2	0-07	6-10										

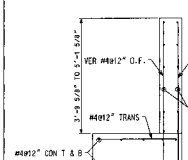

SECTION (A / R1)
1/2" = 1'-0"

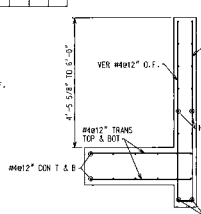

SECTION (B / R1)
1/2" = 1'-0"

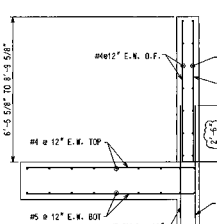

SECTION (C / R1)
1/2" = 1'-0"

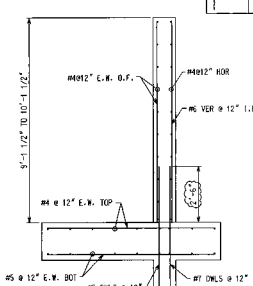

SECTION (D / R1)
1/2" = 1'-0"

PLAN LOCATION: REF WALL

LABEL	RQ	PL	QTY	SIZE	LENGTH	BARMARK	PLACING NOTES
	1			Cross Ref.: RW 1			
				SECTION: 1			
CON			2x	5	4 22-11		@12" T & B LAP 2'-0" INTO FTG
TRANS			22	4	4-08		@12" TOP
HOR			2	4	10-06		@12" E.F. LAP 2'-0" INTO WALL
			3	4	7-09		@12" E.F.
			4x	4	22-11		@12" E.F.
			2	4	26-11		@12" E.F.
VER			10	4		4A5	@12" O.F.
			5	4		4A6	@12" O.F.
			8	4		4A6	@12" O.F.
VER			10	7		7A5	@12" I.F.
			5	7		7A6	@12" I.F.
			8	7		7A7	@12" I.F.
	1			Cross Ref.: RW 2			
				SECTION: 1			
CON			2	5	23-09		
TRANS			2x 25	4	4-08		@12" T & B
CON			2x 6	4	23-09		@12" T & B
HOR			2	4	4-00		@12" E.F. LAP 2'-0" INTO WALL
			2	4	14-11		@12" E.F.
			2x 3	4	26-01		@12" E.F.
			2	4	24-01		@12" E.F.
VER			3	4		4A8	@12" O.F.
			11	4		4A9	@12" O.F.
			11	4		4A10	@12" O.F.
VER			11	7		7A11	@12" I.F.
			11	7		7A12	@12" I.F.
			11	7		7A13	@12" I.F.
	1			Cross Ref.: RW 3			
				SECTION: 1			
CON			2	5	30-00		LAP 2'-6"
			2	5	13-02		
TRANS			2x 42	4	4-06		@12" T & B
CON			2x 6	4	30-00		@12" T & B LAP 2'-0"
			2x 2	4	12-08		
HOR			2	4	4-08		@12" E.F. LAP 2'-0" INTO WALL
			2x 9	4	30-00		LAP 2'-0"
			2x 5	4	14-05		
VER			5	4		4A14	@12" O.F.
			33	4		4A15	@12" O.F.
VER			5	7		7A16	@12" I.F.
			33	7		7A17	@12" I.F.
	1			Cross Ref.: RW 4			
				SECTION: 1			
CON			2	5	28-02		LAP 2'-6" INTO NEXT FTG
TRANS			27	4	7-06		@12" TOP
			27	5	7-06		@12" BOT
CON			5	4	27-08		@12" TOP LAP 2'-0" INTO FTG
			5	4	28-02		@12" BOT LAP 2'-6" INTO FTG
DWLS			27	5		5A18	@12" O.F.
			27	7		7A19	@12" I.F.
HOR			2	4	7-09		@12" E.F. LAP 2'-0" INTO WALL
			2	4	12-09		@12" E.F. LAP 2'-0" INTO WALL
			2x 2	4	27-09		@12" E.F. LAP 2'-0" INTO WALL
			9	4	8-03		@12" O.F.
VER			5	4	7-07		@12" O.F.
			5	4	6-11		@12" O.F.
			10	4	6-03		@12" O.F.
			7	7	8-03		@12" I.F.
VER			5	7	7-07		@12" I.F.
			5	7	6-11		@12" I.F.
			10	7	6-03		@12" I.F.
	1			Cross Ref.: RW 5			
				SECTION: 1			
CON			2x 2	5	30-00		LAP 2'-6"
			2	5	23-09		
TRANS			80	4	7-06		@12" TOP
			80	5	7-06		@12" BOT
CON			2x 5	4	30-00		@12" TOP LAP 2'-0"
			5	4	22-04		
CON			2x 5	5	30-00		@12" BOT LAP 2'-6"
			5	5	23-04		
DWLS			80	5		5A18	@12" O.F.
			80	7		7A19	@12" I.F.
HOR			2	4	30-00		@12" E.F. LAP 2'-0"
			2	4	14-08		
HOR			2	4	30-00		@12" E.F. LAP 2'-0"
			2	4	11-00		
HOR			10x 4	4	30-00		@12" E.F. LAP 2'-0"
			2x 10	4	24-08		
VER			20	4	9-03		@12" O.F.
			44	4	9-03		@12" O.F.
			10	4	9-07		@12" O.F.
			6	4	8-11		@12" O.F.
VER			20	7	9-03		@12" I.F.
			44	7	9-11		@12" I.F.
			10	7	9-07		@12" I.F.
			6	4	8-11		@12" I.F.

PLAN LOCATION: REF WALL

LABEL	RQ	PL	QTY	SIZE	LENGTH	BARMARK	PLACING NOTES
	1			Cross Ref.: RW 6			
				SECTION: 1			
CON			2	5	30-00		LAP 2'-6"
			2	5	14-03		
TRANS			43	4	7-06		@12" TOP
			43	5	7-06		@12" BOT
CON			9	4	30-00		@12" TOP LAP 2'-0"
			9	4	13-09		
CON			9	5	30-00		@12" BOT LAP 2'-6"
			9	5	14-03		
DWLS			43	5		5A18	@12" O.F.
			43	7		7A19	@12" I.F.
HOR			2	4	21-06		@12" E.F.
HOR			2	4	31-11		@12" E.F.
HOR			2	4	30-00		@12" E.F. LAP 2'-0"
			2	4	13-11		
HOR			2x 7	4	30-00		@12" E.F. LAP 2'-0" INTO WALL
			2x 7	4	16-01		
HOR			2	4	30-00		@12" E.F. LAP 2'-0"
			2	4	14-01		
VER			10	4	7-03		@12" O.F.
			10	4	7-11		@12" O.F.
			22	4	8-07		@12" O.F.
VER			10	7	7-03		@12" I.F.
			10	7	7-11		@12" I.F.
			22	7	8-07		@12" I.F.
	1			Cross Ref.: RW 7			
				SECTION: 1			
CON			2	5	31-03		
TRANS			2x 33	4	14-06		@12" T & B
CON			2x 6	4	31-03		@12" T & B
HOR			2	4	9-08		@12" E.F.
			2	4	19-08		@12" E.F.
HOR			2x 6	4	33-07		@12" E.F.
VER			12	4		4A20	@12" O.F.
			10	4		4A21	@12" O.F.
			11	4		4A22	@12" O.F.
VER			12	7		7A23	@12" I.F.
			10	7		7A24	@12" I.F.
			11	7		7A25	@12" I.F.
	1			Cross Ref.: RW 8			
				SECTION: 1			
CON			2x 5	4	22-00		@12" T & B
TRANS			24	4	3-06		@12" TOP
HOR			2x 2	4	9-08		@12" E.F.
			2x 5	4	22-02		@12" E.F.
VER			13	4		4A26	@12" O.F.
			11	4		4A27	@12" O.F.
VER			13	7		7A28	@12" I.F.
			11	7		7A29	@12" I.F.

RECEIVED
ST. CHARLES COUNTY
HIGHWAY DEPARTMENT

NOTE:
PLEASE VERIFY ALL HEIGHT CHANGE LOCATIONS.
ALL DIMENSIONS SHOWN HAVE BEEN SCALED AND ARE NOT ACCURATE.

ALL REINFORCING ASTM GR 60
LAP ALL REINFORCING 48D UNO

THE CARTER-WATERS CORPORATION
KANSAS CITY, MISSOURI

JOB - O'FALLON ROAD PROJECT
ARCH./ENGR. - ST. CHARLES HIGHWAY DEPT.
CONTRACTOR - B MILTON ANDERSON CO LLC

SCALE: AS NOTED
DATE: 4-28-04
DRAWN BY: TESSA KELLEY
REVISED:

RETAINING WALL 1

FILE NO.- 704128

DRAWING NUMBER: R1