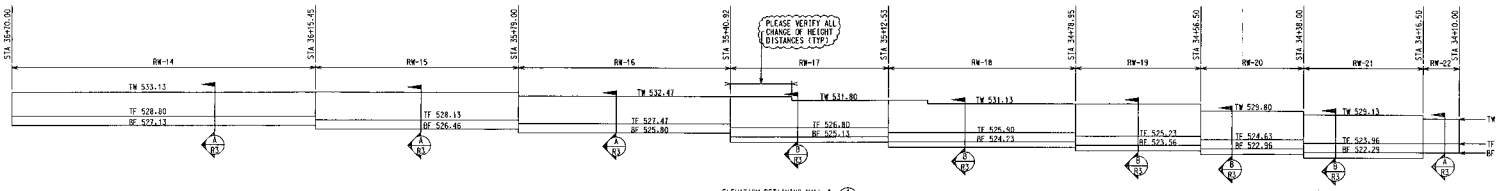

ELEVATION RETAINING WALL 4 (1/R3)
1/8"=1'-0"

SIZE	EP	BAR MARK	V	NO TYP	CD	A	B	C	D	E	F/R	G	H	J	K	O
						BENDING DIMENSIONS										
7		7C2		17			3-07	5-063								
7		7C4		17			2-07	6-03								
7		7C7		2		0-07	7-023									
7		7C8		2		0-07	7-11									
7		7C11		2		0-07	7-053									
7		7C12		2		0-07	8-013									
7		7C14		2		0-07	7-05									
7		7C16		17			3-07	5-09								
4		4C1		2		0-08	5-063									
4		4C3		2		0-08	6-03									
4		4C5		2		0-07	7-023									
4		4C6		2		0-07	7-11									
4		4C9		2		0-07	7-053									
4		4C10		2		0-07	8-013									
4		4C13		2		0-07	7-05									
4		4C15		2		0-08	6-09									

LABEL	RQ	PL	QTY	SIZE	LENGTH	BARMARK	PLACING NOTES
				PLAN LOCATION: RET WALL			
	1			Cross Ref.: RW 14			
				SECTION: 1			
CON			5	2x	4	30-00	@12" T & B LAP 2'-0"
T			5	2x	4	26-00	
TRANS			56		4	3-06	@12" TOP
VER			55		4	4C1	@12" O.F.
I			55		7	7C2	@12" I.F.
HOR			5	2x	4	30-00	@12" E.F. LAP 2'-0" INTO WALL
E			5	2x	4	28-04	LAP 2'-0"
	1			Cross Ref.: RW 15			
				SECTION: 1			
CON			5	2x	4	30-00	@12" T & B LAP 2'-0"
T			5	2x	4	8-00	
TRANS			37		4	3-06	@12" TOP
VER			37		4	4C3	@12" O.F.
I			37		7	7C4	@12" I.F.
HOR			2		4	30-00	@12" E.F. LAP 2'-0"
E			2		4	8-01	
HOR			5	2x	4	30-00	@12" E.F. LAP 2'-0" INTO WALL
E			5	2x	4	10-03	
	1			Cross Ref.: RW 16			
				SECTION: 1			
CON			5	2x	4	30-00	@12" T & B LAP 2'-0"
T			5	2x	4	9-07	
TRANS			39		4	3-06	@12" TOP
VER			39		4	4C3	@12" O.F.
I			39		7	7C4	@12" I.F.
HOR			5	2x	4	30-00	@12" E.F. LAP 2'-0" INTO WALL
E			5	2x	6	11-11	
	1			Cross Ref.: RW 17			
				SECTION: 1			
CON			6	2x	4	27-11	@12" T & B
TRANS			29	2x	4	4-06	@12" T & B
CON			2		5	27-11	
VER			17		4	4C5	@12" O.F.
I			12		4	4C6	@12" O.F.
VER			17		7	7C7	@12" I.F.
I			12		7	7C8	@12" I.F.
HOR			2		4	10-08	@12" E.F.
E			6	2x	4	30-02	@12" E.F. LAP 2'-0" INTO WALL
	1			Cross Ref.: RW 18			
				SECTION: 1			
CON			6	2x	4	33-01	@12" T & B
TRANS			35	2x	4	4-06	@12" T & B
CON			2		5	33-01	
VER			27		4	4C9	@12" O.F.
I			8		4	4C10	@12" O.F.
VER			27		7	7C11	@12" I.F.
I			8		7	7C12	@12" I.F.
HOR			2		4	6-08	@12" E.F.
HOR			5	2x	4	30-00	@12" E.F. LAP 2'-0" INTO WALL
E			6	2x	4	7-05	LAP 2'-0"

LABEL	RQ	PL	QTY	SIZE	LENGTH	BARMARK	PLACING NOTES
				PLAN LOCATION: RET WALL			
	1			Cross Ref.: RW 19			
				SECTION: 1			
CON			5	2x	4	21-11	@12" T & B
TRANS			23	2x	4	4-06	@12" T & B
CON			2		5	21-11	
VER			23		4	4C10	@12" O.F.
VER			23		7	7C12	@12" I.F.
HOR			2	2x	4	22-01	@12" E.F.
HOR			6	2x	4	24-03	@12" E.F. LAP 2'-0" INTO WALL
	1			Cross Ref.: RW 20			
				SECTION: 1			
CON			5	2x	4	16-00	@12" T & B
TRANS			20	2x	4	4-06	@12" T & B
CON			2		5	16-00	
VER			19		4	4C13	@12" O.F.
VER			19		7	7C14	@12" I.F.
HOR			2		4	16-02	@12" E.F.
HOR			5	2x	4	20-04	@12" E.F. LAP 2'-0" INTO WALL
	1			Cross Ref.: RW 21			
				SECTION: 1			
CON			5	2x	4	21-00	@12" T & B
TRANS			23	2x	4	4-06	@12" T & B
CON			2		5	21-00	
VER			22		4	4C13	@12" O.F.
VER			22		7	7C14	@12" I.F.
HOR			2		4	21-02	@12" E.F.
HOR			5	2x	4	23-04	@12" E.F. LAP 2'-0" INTO WALL
	1			Cross Ref.: RW 22			
				SECTION: 1			
CON			5	2x	4	6-00	@12" T & B
TRANS			8	2x	4	3-06	@12" TOP
VER			7		4	4C15	@12" O.F.
VER			7		7	7C16	@12" O.F.
HOR			6	2x	4	6-02	@12" E.F.

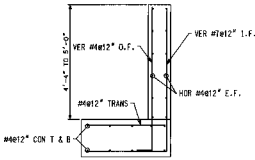

SECTION A (1/R3)
1/2" = 1'-0"

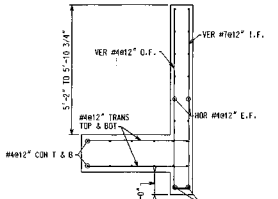

SECTION B (1/R3)
1/2" = 1'-0"

ALL REINFORCING ASTM GR60
LAP ALL REINFORCING 40D UNO

THE CARTER-WATERS CORPORATION
KANSAS CITY, MISSOURI

JOB - O'FALLON ROAD PROJECT
ARCH./ENGR. - ST CHARLES HIGHWAY DEPT.
CONTRACTOR - B MILTON ANDERSON CO LLC

SCALE: AS NOTED
DATE: 4-28-04
DRAWN BY TESSA KELLEY
REVISED

RETAINING WALL 4

FILE NO.- 704128

DRAWING NUMBER R3