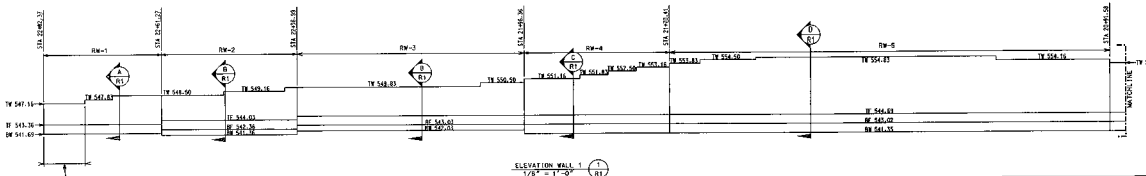

ELEVATION WALL 1 (1/R1)
1/8" = 1'-0"

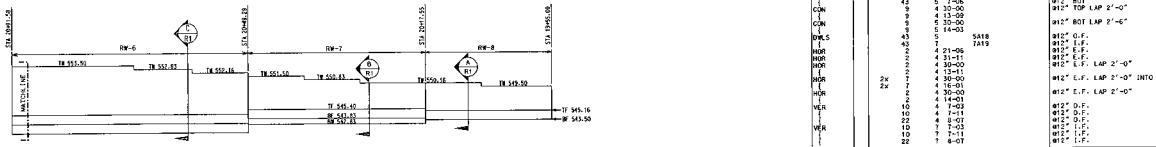

ELEVATION WALL 1 (2/R1)
1/8" = 1'-0"

LABEL	RQ	PL	QTY	PLAN LOCATION: RET WALL SIZE	LENGTH	BARMARK	PLACING NOTES
	1			Cross Ref.: RW 1			
				SECTION: 1			
CON			2x	4	22-11		#12" T & B LAP 2'-0" INTO FTG
TRANS			22	4	3-06		#12" TOP
HOR			2	4	10-06		#12" E.F. LAP 2'-0" INTO WALL
			2	4	15-06		#12" E.F.
			4x	2	22-11		#12" E.F.
			2	4	20-11		#12" E.F.
VER			10	4		4A3	#12" O.F.
			8	4		4A4	#12" O.F.
			8	4		4A5	#12" O.F.
VER			10	7		7A6	#12" I.F.
			5	7		7A7	#12" I.F.

LABEL	RQ	PL	QTY	PLAN LOCATION: RET WALL SIZE	LENGTH	BARMARK	PLACING NOTES
	1			Cross Ref.: RW 2			
				SECTION: 1			
CON			2	5	23-09		
TRANS			2x	4	4-06		#12" T & B
CON			2x	4	23-09		#12" T & B
HOR			2	4	4-00		#12" E.F. LAP 2'-0" INTO WALL
			2	4	14-11		#12" E.F.
			2x	5	26-01		#12" E.F.
			2	4	24-01		#12" E.F.
VER			3	4		4A8	#12" O.F.
			11	4		4A9	#12" O.F.
			11	4		4A10	#12" O.F.
VER			3	7		7A11	#12" I.F.
			11	7		7A12	#12" I.F.
			11	7		7A13	#12" I.F.

LABEL	RQ	PL	QTY	PLAN LOCATION: RET WALL SIZE	LENGTH	BARMARK	PLACING NOTES
	1			Cross Ref.: RW 3			
				SECTION: 1			
CON			2	5	30-00		LAP 2'-6"
			2	5	13-02		
TRANS			2x 42	4	4-06		#12" T & B
CON			2x 6	4	30-00		#12" T & B LAP 2'-0"
			2x 6	4	12-08		
HOR			2	4	9-08		#12" E.F. LAP 2'-0" INTO WALL
			2x 6	4	30-00		LAP 2'-0"
			2x 6	4	14-05		
VER			9	4		4A14	#12" O.F.
			33	4		4A15	#12" O.F.
VER			9	7		7A16	#12" I.F.
			33	7		7A17	#12" I.F.

LABEL	RQ	PL	QTY	PLAN LOCATION: RET WALL SIZE	LENGTH	BARMARK	PLACING NOTES
	1			Cross Ref.: RW 4			
				SECTION: 1			
CON			2	5	28-02		LAP 2'-6" INTO NEXT FTG
TRANS			27	4	7-06		#12" TOP
			27	5	7-06		#12" BOT
CON			9	4	27-08		#12" TOP LAP 3'-0" INTO FTG
			9	5	28-02		#12" BOT LAP 2'-6" INTO FTG
DWLS			27	5		5A18	#12" O.F.
			27	7		7A19	#12" I.F.
HOR			2	4	7-09		#12" E.F. LAP 2'-0" INTO WALL
			2	4	12-09		#12" E.F. LAP 2'-0" INTO WALL
			2x 8	4	27-09		#12" E.F. LAP 2'-0" INTO WALL
VER			7	4	8-03		#12" O.F.
			5	4	7-07		#12" O.F.
			5	4	6-11		#12" O.F.
VER			10	4	6-03		#12" O.F.
			7	7	8-03		#12" I.F.
			5	7	7-07		#12" I.F.
			5	7	6-11		#12" I.F.
VER			10	7	6-03		#12" I.F.

LABEL	RQ	PL	QTY	PLAN LOCATION: RET WALL SIZE	LENGTH	BARMARK	PLACING NOTES
	1			Cross Ref.: RW 5			
				SECTION: 1			
CON			2x 2	5	30-00		LAP 2'-6"
			2	5	23-04		
TRANS			80	4	7-06		#12" TOP
			80	5	7-06		#12" BOT
CON			2x 9	4	30-00		#12" TOP LAP 2'-0"
			9	4	22-04		
CON			2x 9	5	30-00		#12" BOT LAP 2'-6"
			9	5	23-04		
DWLS			80	5		5A18	#12" O.F.
			80	7		7A19	#12" I.F.
HOR			2	4	30-00		#12" E.F. LAP 2'-0"
			2	4	14-08		
HOR			2	4	30-00		#12" E.F. LAP 2'-0"
			2	4	17-00		
HOR			10x 8	4	30-00		#12" E.F. LAP 2'-0"
			2x 10	4	24-08		
VER			20	4	9-03		#12" O.F.
			44	4	9-11		#12" O.F.
			10	4	9-07		#12" O.F.
			6	4	8-11		#12" O.F.
VER			20	7	9-03		#12" I.F.
			44	7	9-11		#12" I.F.
			10	7	9-07		#12" I.F.
			6	4	8-11		#12" I.F.

LABEL	RQ	PL	QTY	PLAN LOCATION: RET WALL SIZE	LENGTH	BARMARK	PLACING NOTES
	1			Cross Ref.: RW 6			
				SECTION: 1			
CON			2	5	30-00		LAP 2'-6"
			2	5	14-03		
TRANS			43	4	7-06		#12" TOP
			43	5	7-06		#12" BOT
CON			9	4	30-00		#12" TOP LAP 2'-0"
			9	4	13-09		
CON			9	5	30-00		#12" BOT LAP 2'-6"
			9	5	14-03		
DWLS			43	5		5A18	#12" O.F.
			43	7		7A19	#12" I.F.
HOR			2	4	21-06		#12" E.F.
HOR			2	4	31-11		#12" E.F.
HOR			2	4	30-00		#12" E.F. LAP 2'-0"
			2	4	13-11		
HOR			2x 7	4	30-00		#12" E.F. LAP 2'-0" INTO WALL
			2x 7	4	16-01		
HOR			2	4	30-00		#12" E.F. LAP 2'-0"
			2	4	14-01		
VER			10	4	7-03		#12" O.F.
			10	4	7-11		#12" O.F.
			22	4	8-07		#12" O.F.
VER			10	7	7-03		#12" I.F.
			10	7	7-11		#12" I.F.
			22	7	8-07		#12" I.F.

LABEL	RQ	PL	QTY	PLAN LOCATION: RET WALL SIZE	LENGTH	BARMARK	PLACING NOTES
	1			Cross Ref.: RW 7			
				SECTION: 1			
CON			2	5	31-03		
TRANS			2x 33	4	4-06		#12" T & B
CON			2x 6	4	31-03		#12" T & B
HOR			2	4	9-08		#12" E.F.
			2	4	19-08		#12" E.F.
HOR			2x 6	4	33-07		#12" E.F.
VER			12	4		4A20	#12" O.F.
			10	4		4A21	#12" O.F.
			11	4		4A22	#12" O.F.
VER			12	7		7A23	#12" I.F.
			10	7		7A24	#12" I.F.
			11	7		7A25	#12" I.F.

LABEL	RQ	PL	QTY	PLAN LOCATION: RET WALL SIZE	LENGTH	BARMARK	PLACING NOTES
	1			Cross Ref.: RW 8			
				SECTION: 1			
CON			2x 5	4	22-00		#12" T & B
TRANS			24	4	3-06		#12" TOP
HOR			2x 2	4	9-08		#12" E.F.
			2x 5	4	22-02		#12" E.F.
VER			13	4		4A26	#12" O.F.
			11	4		4A27	#12" O.F.
VER			13	7		7A28	#12" I.F.
			11	7		7A29	#12" I.F.

SIZE	BP	BAR MARK	NO. PCS	DIM	A	B	C	D	BENDING DIAGRAM (DETAILS) 1/8"	E	F	G	H
3		7A5	18		3-07	4-042							
3		7A6	18		3-07	5-082							
3		7A7	18		3-07	5-082							
3		7A11	8	0-07	8-002								
3		7A12	8	0-07	7-042								
3		7A13	8	0-07	6-082								
3		7A16	8	0-07	8-03								
3		7A17	8	0-07	7-04								
3		7A19	2	0-07	5-08								
3		7A21	2	0-07	4-100								
3		7A24	2	0-07	7-062								
3		7A25	2	0-07	6-03								
3		7A26	2	0-07	6-03								
3		7A29	2	0-07	6-11								
4		5A18	2	0-09	5-08								
4		5A8	8	0-09	5-082								
4		5A3	8	0-09	5-042								
4		5A4	8	0-09	5-002								
4		5A5	8	0-09	5-002								
4		5A9	2	0-10	5-082								
4		5A14	2	0-07	5-03								
4		5A15	2	0-07	7-04								
4		5A20	2	0-07	6-113								
4		5A21	2	0-07	7-083								
4		5A23	2	0-07	8-03								
4		5A24	2	0-07	8-03								
4		5A27	2	0-07	8-116								

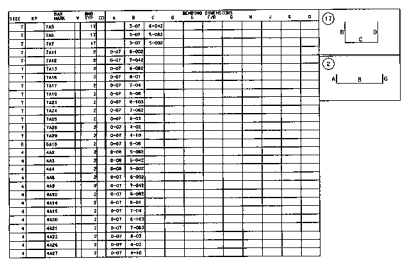

SECTION A 1/2" = 1'-0" (1/R1)

SECTION B 1/2" = 1'-0" (1/R1)

SECTION C 1/2" = 1'-0" (1/R1)

SECTION D 1/2" = 1'-0" (1/R1)

RECEIVED
MAY 11 2005
ST. CHARLES COUNTY
HIGHWAY DEPARTMENT

NOTE:
PLEASE VERIFY ALL HEIGHT CHANGE LOCATIONS.
ALL DIMENSIONS SHOWN HAVE BEEN SCALED AND ARE NOT ACCURATE.

ALL REINFORCING ASTM GR 60
LAP ALL REINFORCING 480 UNO

THE CARTER-WATERS CORPORATION
KANSAS CITY, MISSOURI

JOB - O'FALLON ROAD PROJECT
ARCH./ENGR. - ST. CHARLES HIGHWAY DEPT.
CONTRACTOR - B MILTON ANDERSON CO LLC

SCALE: AS NOTED
DATE: 4-28-04
DRAWN BY: TESSA MELLEY
REVISED

RETAINING WALL 1

FILE NO.- 704128

DRAWING NUMBER: R1