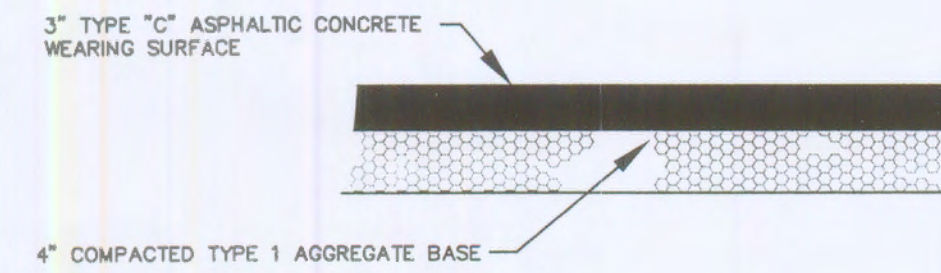
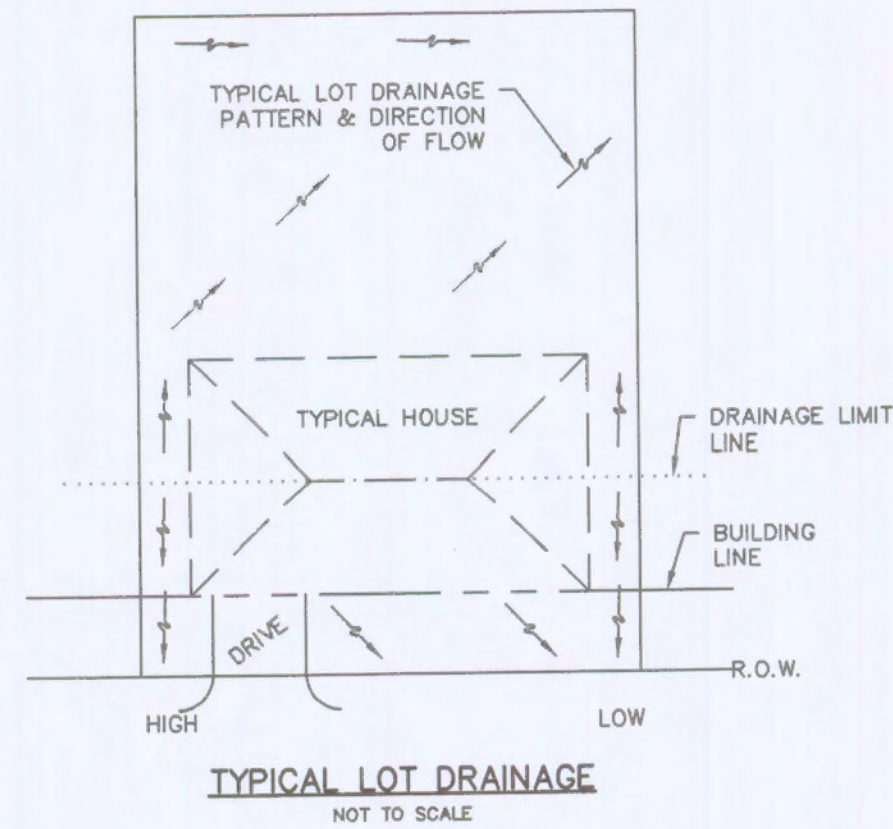
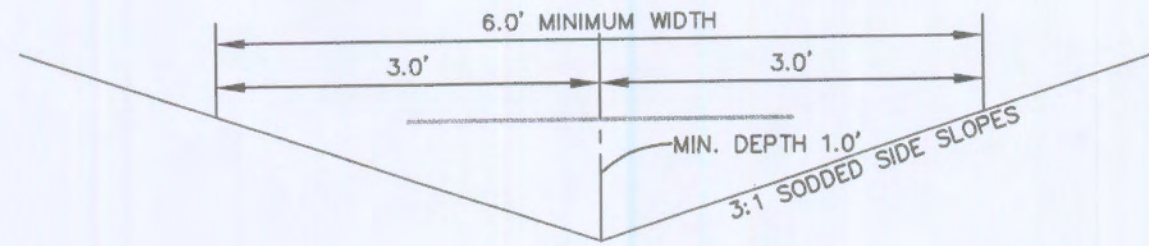


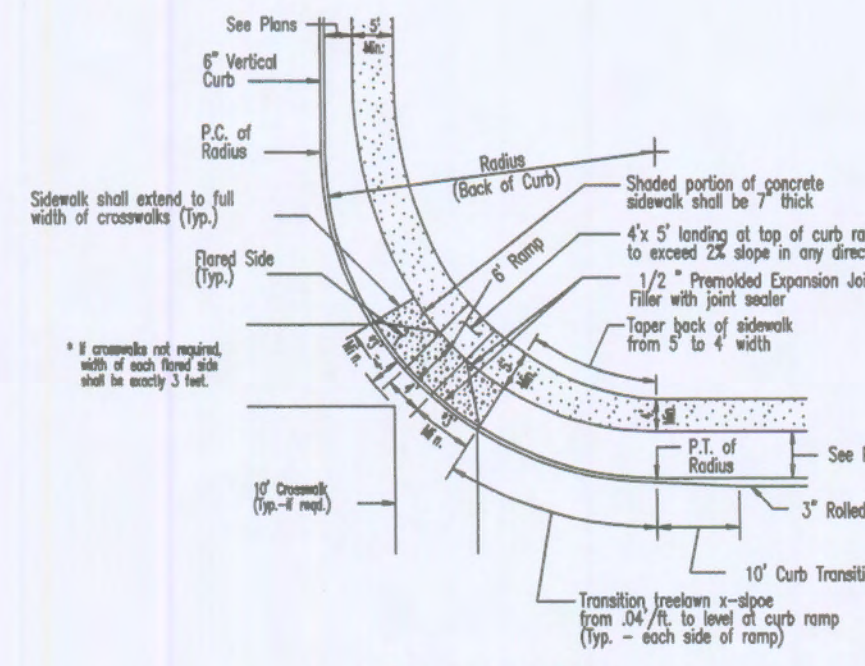
TYPICAL YARD SWALE

Maximum Discharge (Q) = 3.00 cfs
 Maximum Velocity (V) = 3.00 ft/sec
 N = 0.030 (grass)
 Maximum side slopes = 3 (horizontal) : 1 (vertical)

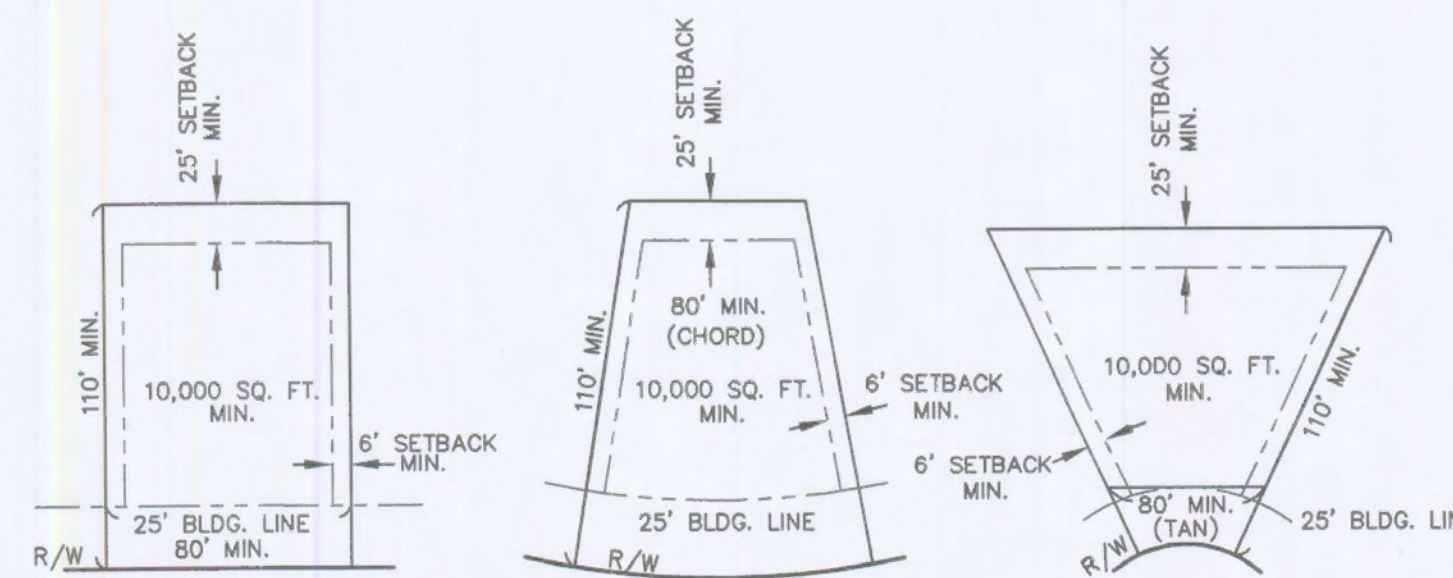
| Longitudinal Slope (%) | Discharge (cfs) | Velocity (ft/sec) | Depth (ft) |
|------------------------|-----------------|-------------------|------------|
| 0.5 | 3.00 | 1.73 | 0.76 |
| 1.0 | 3.00 | 2.23 | 0.67 |
| 2.0 | 3.00 | 2.57 | 0.59 |
| 3.0 | 1.98 | 3.00 | 0.47 |
| 4.0 | 1.30 | 3.00 | 0.38 |
| 5.0 | 0.92 | 3.00 | 0.32 |
| 6.0 | 0.70 | 3.00 | 0.28 |
| 7.0 | 0.52 | 3.00 | 0.24 |
| 8.0 | 0.43 | 3.00 | 0.22 |
| 9.0 | 0.36 | 3.00 | 0.20 |
| 10.0 | 0.32 | 3.00 | 0.19 |



ASPHALT PAVEMENT DETAIL FOR WALKING TRAIL
NOT TO SCALE



DIAGONAL CURB RAMP - COMBINATION 6" VERTICAL CURB AND 3" ROLLED CURB (TYPE B)



TYPICAL LOT
NOT TO SCALE

ISSUE REMARKS/DATE


- 10-07-2013 Revised per City, DCSD, & PWSD#2 Comments
- 11-20-2013 Revised per City, DCSD, & PWSD#2 Comments
- 12-16-2013 PWSD#2 Approval
- 01-03-2014 Revised per City Comments
- 02-11-2014 Revised per City Comments
- 03-11-2014 Approval

PROJECT TITLE

THE STERLING CO.
ENGINEERS & SURVEYORS
5055 New Baumgartner Road
St. Louis, Missouri 63128
Ph. 314-487-6440 Fax 314-487-8944
www.sterling-eng-sur.com
Corporate Certificate of Authority #001348

OAKHURST
OF FALLON, MISSOURI

The Professional Engineer's seal and signature affixed to this sheet certifies that the material and plans shown on this sheet were prepared by the engineer and that the engineer is duly licensed in the State of Missouri. The engineer's seal and signature shall not be considered valid unless accompanied by the original documents prepared by the engineer. The engineer shall not be held responsible for any errors or omissions on any drawings or documents not submitted for seal and signature.



Date: 2/11/2014
Michael G. Boerding
License No. MO E-28643
Civil Engineer

LOMBARDO HOMES
2299 Technology Drive
O'Fallon, Missouri 63368
Ph. 636-265-2710

CONSTRUCTION DETAILS

P+Z No. 207.02
City No.
Date: July 22, 2013
Job No. 12-10-284

Page No.
DTL-15
IMP

OUTDOOR LIGHTING
Luminaire Components - Post Top Installation
15 70 14 **
Sheet 1 of 1

1. Position luminaires to facilitate service from the street.
2. On Type III, align reflector with street side.
3. Face eye of photo-electric cell north.

| Std. / Sht. No. | Description | 15 70 14 ** | 01 | 02 | 03 | 04 | 05 | 06 | 07 | 08 | 09 | 10 |
|-----------------|-------------------------------------|-------------|----|----|----|----|----|----|----|----|----|----|
| A 38 01 524 | Colonial, 100w, HPS, Type III | MO | 1 | | | | | | | | | |
| 38 01 525 | Colonial, 100w, HPS, Type V | MO | | 1 | | | | | | | | |
| 38 01 517 | Early American, 100w, HPS, Type III | ALL | | | 1 | | | | | | | |
| 38 01 518 | Early American, 100w, HPS, Type V | MO | | | | 1 | | | | | | |
| 38 01 542 | Early American, 175w, MH, Type II | IL | | | | | | | | 1 | | |
| 38 01 513 | Contemporary, 100w, HPS, Type III | MO | | | | | 1 | | | | | |
| 38 01 514 | Contemporary, 100w, HPS, Type V | MO | | | | | | 1 | | | | |
| 38 01 584 | Aspen, 100w, HPS, Type III | MO | | | | | | | | 1 | | |
| 38 01 585 | Aspen, 100w, HPS, Type V | MO | | | | | | | | | 1 | |
| B 38 51 366 | Switch, Photo electric Cell | | 1 | 1 | 1 | 1 | 1 | 1 | 1 | 1 | 1 | 1 |
| C 28 55 260 | Lamp, 100w, HPS | | 1 | 1 | 1 | 1 | 1 | 1 | 1 | 1 | 1 | 1 |
| 28 56 260 | Lamp, 175w, MH | | | | | | | | | | | 1 |

DISTRIBUTION CONSTRUCTION STANDARDS Ameren ENG:WYW REV. NO: 1 REV. DATE: 02/13/07 Page 15 - 9

OUTDOOR LIGHTING
Luminaire Components - Post Top Installation
15 70 14 **
Sheet 1 of 1

1. Position luminaires to facilitate service from the street.
2. On Type III, align reflector with street side.
3. Face eye of photo-electric cell north.

| Std. / Sht. No. | Description | 15 70 14 ** | 01 | 02 | 03 | 04 | 05 | 06 | 07 | 08 | 09 | 10 |
|-----------------|-------------------------------------|-------------|----|----|----|----|----|----|----|----|----|----|
| A 38 01 524 | Colonial, 100w, HPS, Type III | MO | 1 | | | | | | | | | |
| 38 01 525 | Colonial, 100w, HPS, Type V | MO | | 1 | | | | | | | | |
| 38 01 517 | Early American, 100w, HPS, Type III | ALL | | | 1 | | | | | | | |
| 38 01 518 | Early American, 100w, HPS, Type V | MO | | | | 1 | | | | | | |
| 38 01 542 | Early American, 175w, MH, Type II | IL | | | | | | | | 1 | | |
| 38 01 513 | Contemporary, 100w, HPS, Type III | MO | | | | | 1 | | | | | |
| 38 01 514 | Contemporary, 100w, HPS, Type V | MO | | | | | | 1 | | | | |
| 38 01 584 | Aspen, 100w, HPS, Type III | MO | | | | | | | | 1 | | |
| 38 01 585 | Aspen, 100w, HPS, Type V | MO | | | | | | | | | 1 | |
| B 38 51 366 | Switch, Photo electric Cell | | 1 | 1 | 1 | 1 | 1 | 1 | 1 | 1 | 1 | 1 |
| C 28 55 260 | Lamp, 100w, HPS | | 1 | 1 | 1 | 1 | 1 | 1 | 1 | 1 | 1 | 1 |
| 28 56 260 | Lamp, 175w, MH | | | | | | | | | | | 1 |

DISTRIBUTION CONSTRUCTION STANDARDS Ameren ENG:WYW REV. NO: 1 REV. DATE: 02/13/07 Page 15 - 9

TYPICAL STREET LIGHTING
NOT TO SCALE