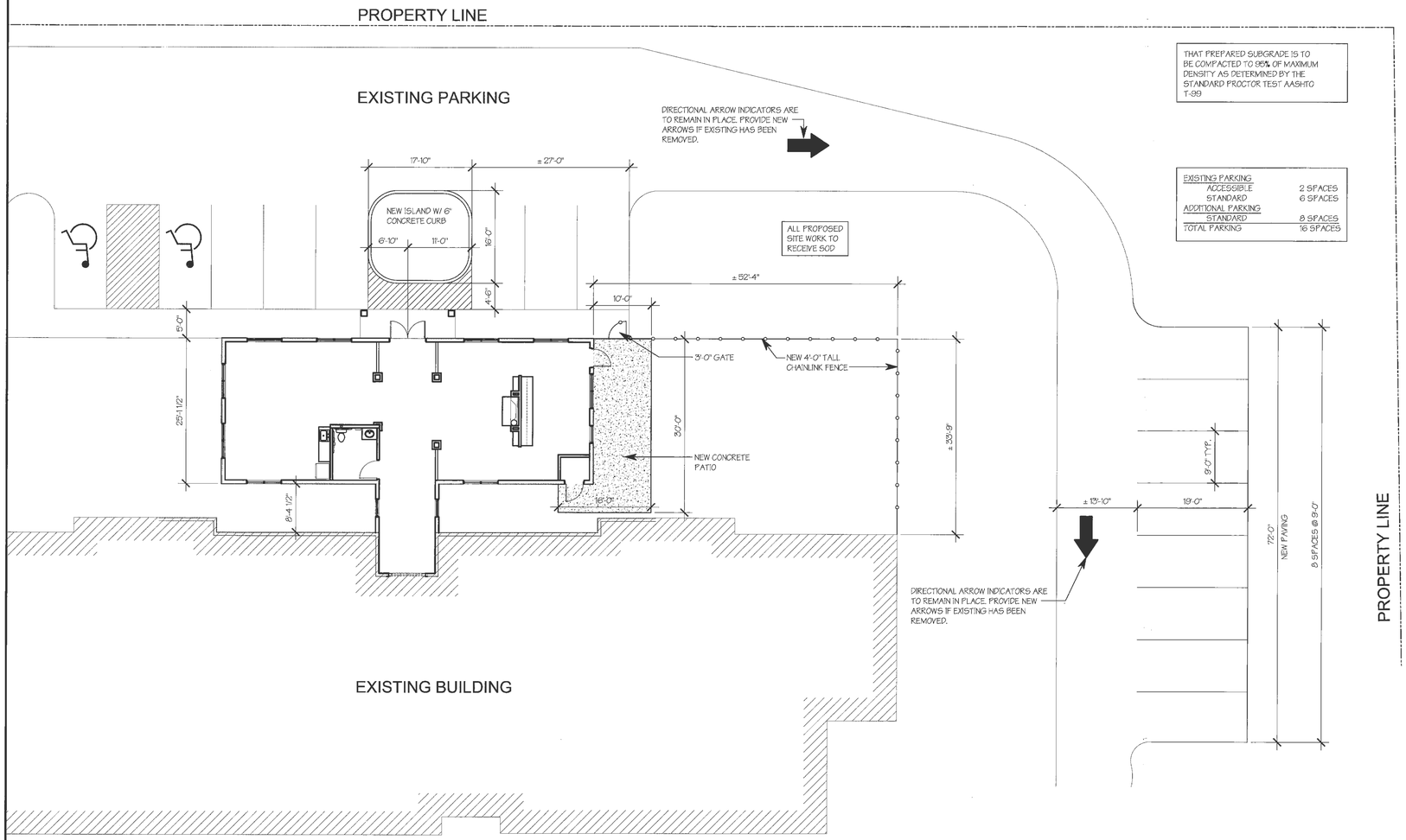

THAT PREPARED SUBGRADE IS TO BE COMPACTED TO 95% OF MAXIMUM DENSITY AS DETERMINED BY THE STANDARD PROCTOR TEST AASHTO T-99

EXISTING PARKING	
ACCESSIBLE	2 SPACES
STANDARD	6 SPACES
ADDITIONAL PARKING	
STANDARD	8 SPACES
TOTAL PARKING	16 SPACES

1 A1.2 ENLARGED ARCHITECTURAL SITE PLAN

SCALE: 3/32" = 1'-0"

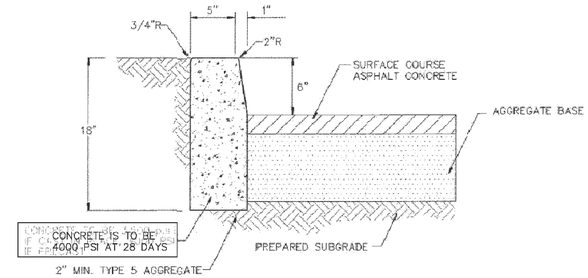

CONCRETE VERTICAL CURB AND PAVEMENT SECTION

NOTES:

1.) REFER TO SITE PLAN FOR AREAS OF PAVEMENT TYPE AND THICKNESS.

2.) EXPANSION MATERIAL SHALL BE INSTALLED EVERY 20' IN CURB. EXPANSION MATERIAL SHALL BE OF A TYPE EQUAL TO THE ASPHALT IMPREGNATED FIBERBOARD CONFORMING TO ASTM C 175 FOR EXTERIOR WORK. EXPANSION MATERIAL SHALL EXTEND FULL DEPTH OF CURB AND GUTTER, LESS 1/4" AT TOP OF CONCRETE.

3.) CURBS TO BE PROVIDED WITH SAW CUT OR TOOLED JOINT AT 10' INTERVALS.

4.) JOINTS AND SAW CUTS TO BE SEALED WITH LIMESTONE COLORED SEALANT.

2 A1.2 CURB DETAIL

SCALE: 1 1/2" = 1'-0"

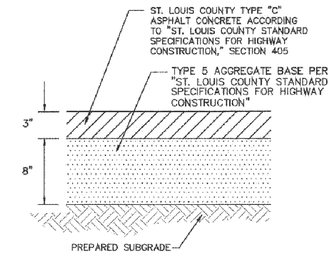

ASPHALT PAVEMENT DETAIL

PARKING AREAS

NOTE:
ASPHALT SURFACE SHALL BE COMPACTED TO 98% MAXIMUM DENSITY.

3 A1.2 PAVEMENT DETAIL

SCALE: 1 1/2" = 1'-0"

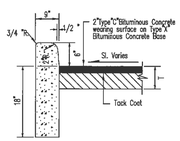

TYPE S CONCRETE CURB

GENERAL NOTES

1. Do not scale drawing. Follow dimensions.
2. Construction joint and tie bars may be omitted when curb is poured integral with pavement.
3. Minimum Thickness for Pavement is:

Bituminous Concrete Pavement Thickness =	(T)	(T)
Concrete Pavement Thickness =	(T)	
All Residential Minor and Local Streets	6"	7-1/2"
Residential Collector and Non-Residential Streets	7"	9-1/2"
All Arterial Streets	8"	12"

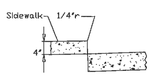

CONCRETE SIDEWALK NO PARKWAY

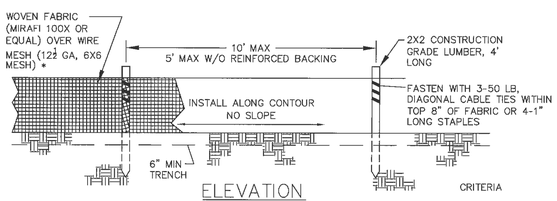

ELEVATION

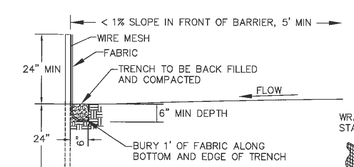

SECTION

NOTE: IF FABRIC IS INSTALLED BY EQUIPMENT DESIGNED TO SLICE INTO THE GROUND, THE TRENCH IS NOT REQ'D.

CRITERIA

1. SILT FENCE SHALL BE 24 INCHES HIGH.
2. SILT FENCE SHALL NOT BE USED FOR CONCENTRATED FLOWS.
3. GEOSYNTHETIC REINFORCED SILT FENCE BACKING MAY BE USED IN LIEU OF WIRE MESH.
4. WIRE MESH WILL BE USED AT LOCATIONS SHOWN ON THE APPROVED SWPPP.

WRAP GEOTEXTILE AROUND STAKES BEFORE DRIVING

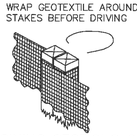

JOINING SECTIONS OF SILT FENCE

CITY OF O'FALLON ENGINEERING DEPARTMENT O'FALLON, MISSOURI
SILT FENCE INSTALLATION SHEET FLOW (ONLY)

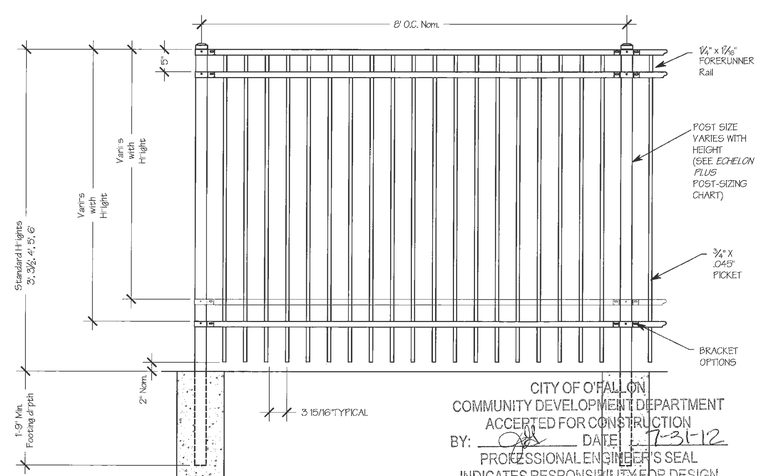

CITY OF O'FALLON
COMMUNITY DEVELOPMENT DEPARTMENT
ACCEPTED FOR CONSTRUCTION
BY: _____ DATE: 7-31-12
PROFESSIONAL ENGINEER'S SEAL INDICATES RESPONSIBILITY FOR DESIGN

4 A1.2 FENCE DETAIL

SCALE: 3/4" = 1'-0"

ELECTRICAL: TBD
FIRE PROTECTION: TBD

CONSULTING ENGINEERS
CIVIL: TBD
STRUCTURAL: KPFF CONSULTING ENGINEERS 1000 CORPORATE PKWY, SUITE 100 ST. LOUIS, MO. 63131 P: 314.835.0924 TBD
MECHANICAL/ PLUMBING: TBD

CONTRACTOR
ARCO CONSTRUCTION
THE DESIGN BUILD PEOPLE
1000 CORPORATE PARKWAY
ST. LOUIS, MISSOURI 63132
(P) 630.589.9100 (F) 630.599.9101
WWW.ARCONATIONAL.COM

ARCHITECT
GMA ARCHITECTS, INC.
900 NORTH ROCK HILL ROAD
ST. LOUIS, MISSOURI 63119
(P) 314-822-5191 (F) 314-963-0714
WWW.GMA-ARCHITECTS.COM

A BUILDING ADDITION FOR:
Park Place Senior Living at Wingfield Place
2002 & 2010 EXECUTIVE PLACE DRIVE
O'FALLON, MO 63368

STATE OF MISSOURI
LOUIS WAYNE VANDELOCHT
NUMBER A-2004000152
ARCHITECT

JOB NO : SJ1408
PA : RJR
PERMIT SET : 07-21-14

REVISIONS △

THIS DESIGN AND THESE DRAWINGS ARE THE PROPERTY OF GMA ARCHITECTS, INC. NO PART OF THIS WORK MAY BE REPRODUCED WITHOUT PRIOR WRITTEN PERMISSION FROM GMA ARCHITECTS, INC.

SHEET NUMBER
A1.2
ENLARGED ARCHITECTURAL SITE PLAN