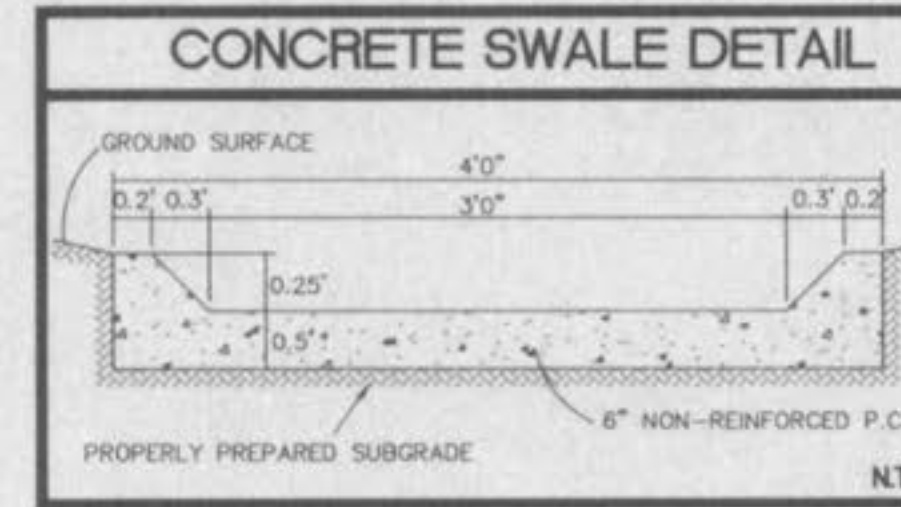


PEAK ELEVATION:

| | |
|----------|----------|
| 100 YEAR | - 518.52 |
| 25 YEAR | - 517.76 |
| 10 YEAR | - 517.38 |
| 2 YEAR | - 516.31 |

DETENTION STRUCTURE DETAIL



VEGETATIVE ESTABLISHMENT FOR URBAN DEVELOPMENT SITES

APPENDIX A

Seeding Rates:

Permanent:

- Tall Fescue - 30 lbs./ac.
- Smooth Brome - 20 lbs./ac.
- Combined: Fescue @ 15 lbs./ac. and Brome @ 10 lbs./ac.

Temporary:

- Wheat or Rye - 150 lbs./ac. (3.5 lbs. per 1000 sq. ft.)
- Oats - 120 lbs./ac. (2.75 lbs. per 1000 sq. ft.)

Seeding Periods:

| | |
|-----------------|--------------------------|
| Fescue or Brome | March 1 to June 1 |
| Wheat or Rye | August 1 to October 1 |
| Oats | March 15 to November 1 |
| | March 15 to September 15 |

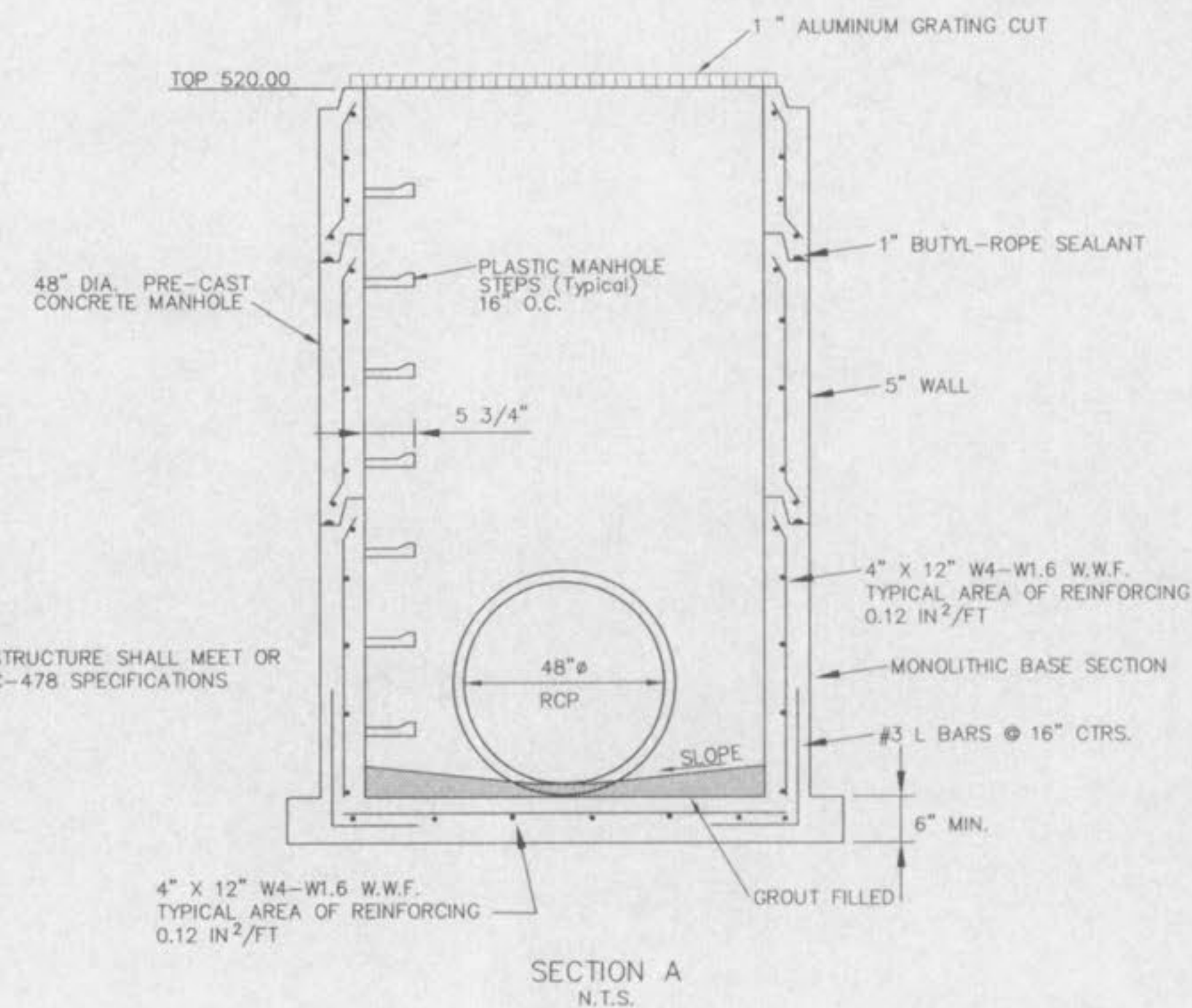
Mulch Rates:

100 lbs. Per 1,000 sq. ft. (4,356 lbs. per acre)

Fertilizer Rates:

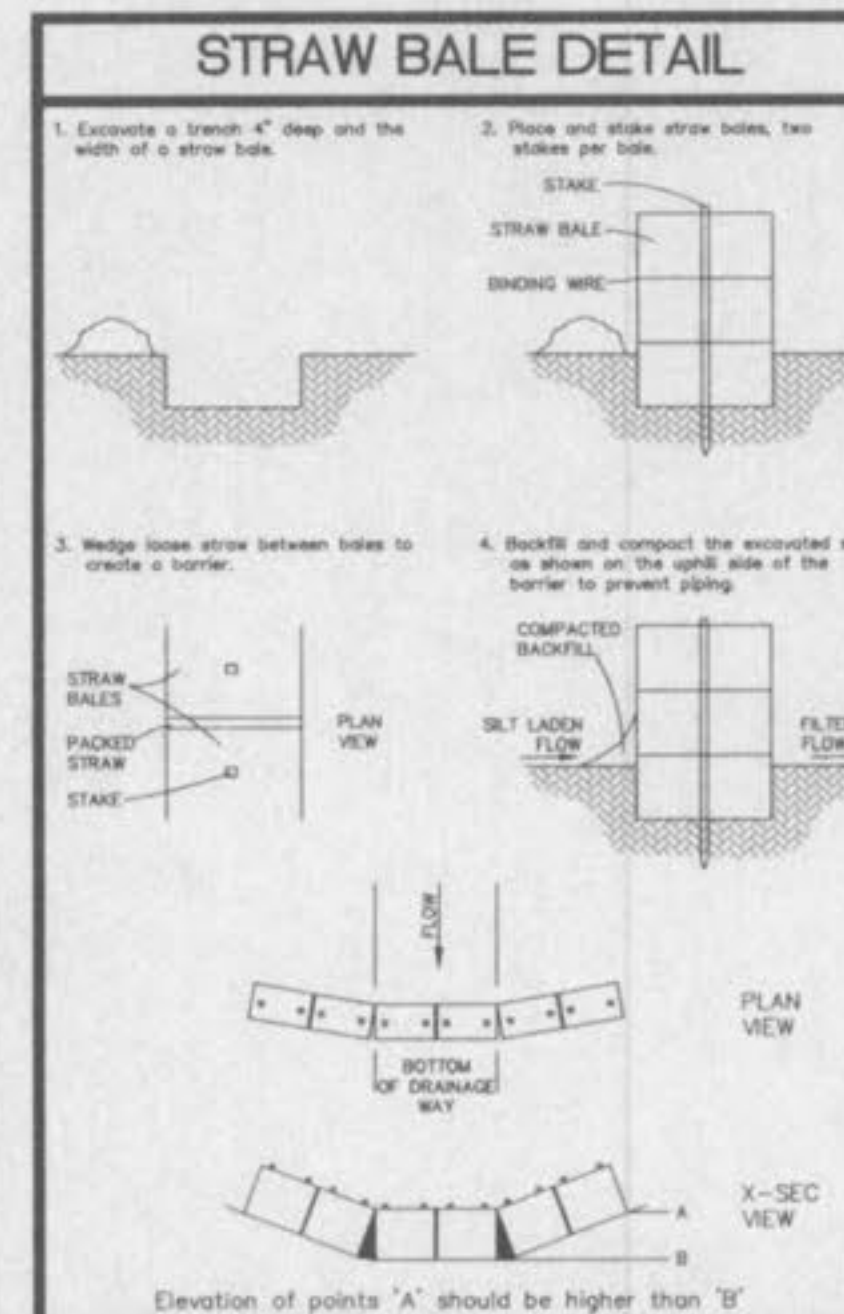
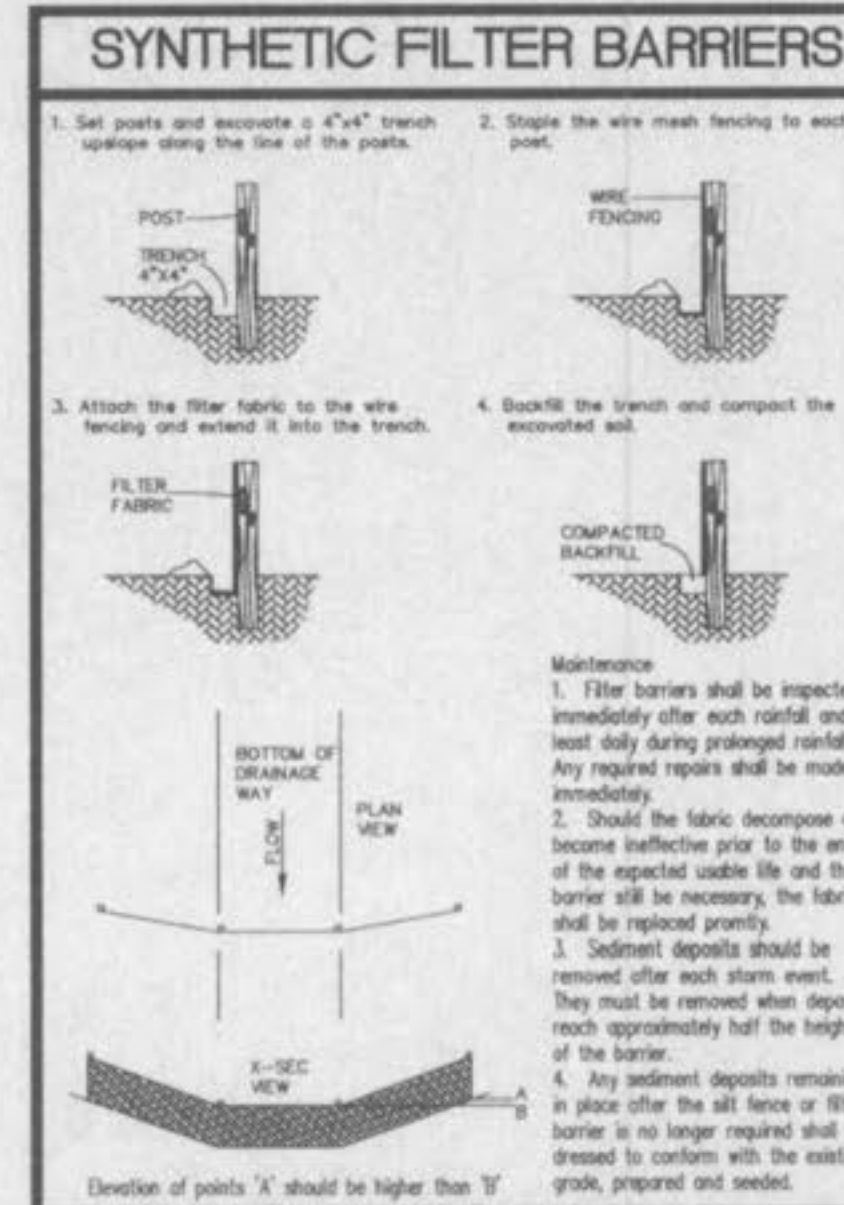
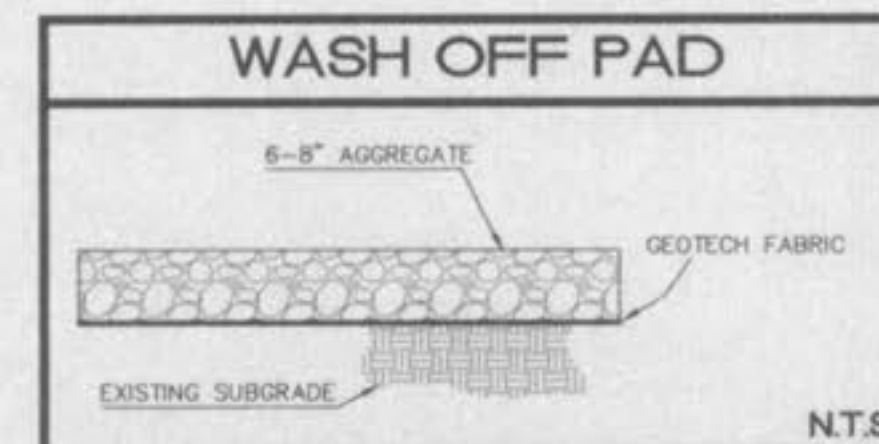
| | |
|-----------|-------------------|
| Nitrogen | 30 lbs./ac. |
| Phosphate | 30 lbs./ac. |
| Potassium | 30 lbs./ac. |
| Lime | 600 lbs./ac. ENM* |

*ENM - Effective Neutralizing Material as per State evaluation of quarried rock.



NOTE: STORM STRUCTURE SHALL MEET OR EXCEED ASTM C-478 SPECIFICATIONS

SECTION A
N.T.S.



REVISED PER CITY OF DARDENNE PARK AND ST. CHARLES COUNTY COMMENTS
09/25/03

**IMPROVEMENT PLANS
PEACEFUL VALLEY
OUTFALL STRUCTURE/
GENERAL DETAILS**

ST. CHARLES ENGINEERING & SURVEYING, INC.
801 S. FIFTH STREET, SUITE 202
ST. CHARLES, MO 63301
TEL: (636) 947-0607 FAX: (636) 947-2448



ORDER NO. 02-0890
DATE 07/25/03
8