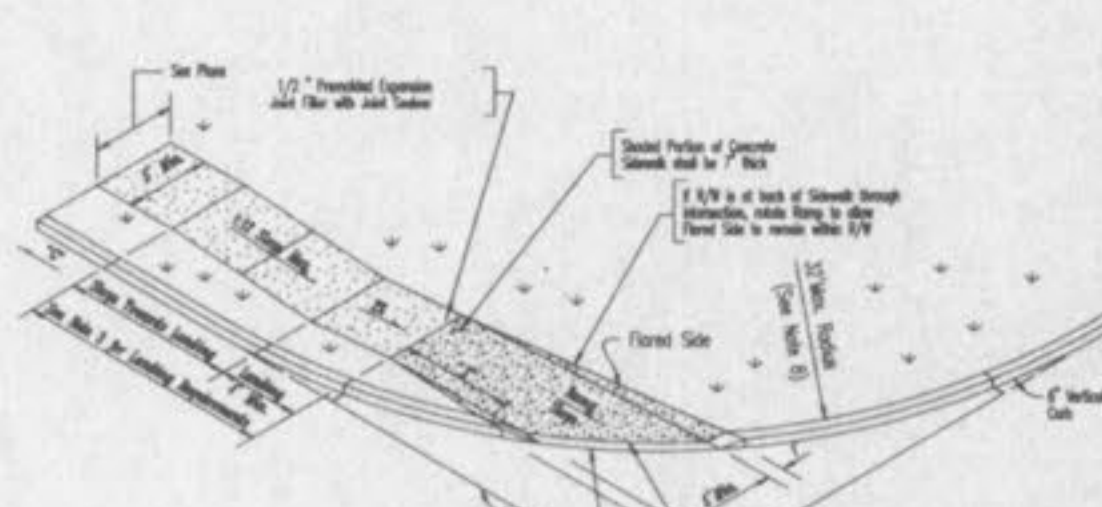
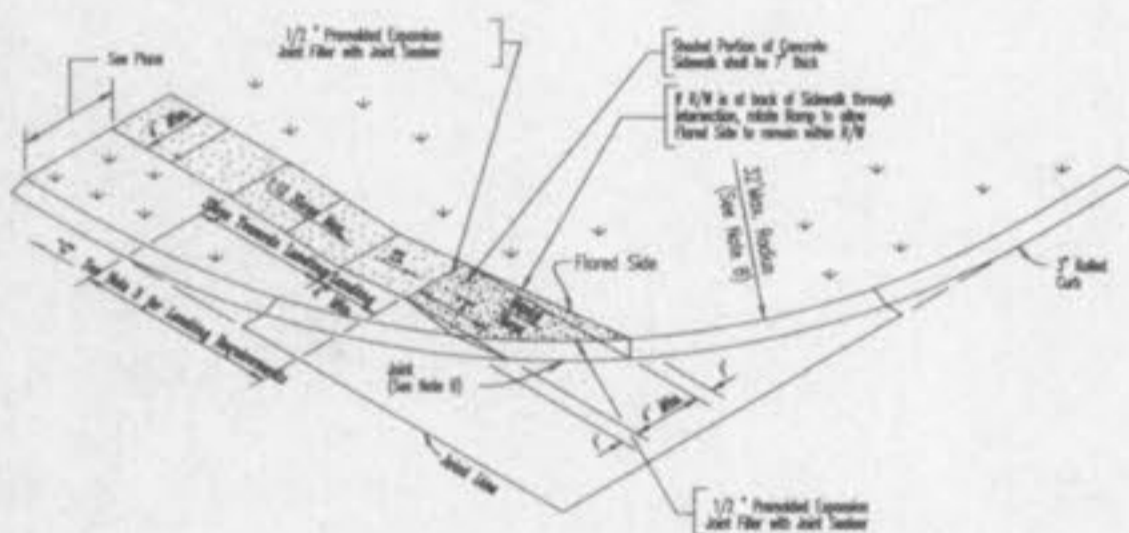


STRAIGHT CURB RAMP - 6" VERTICAL CURB (TYPE 1)



STRAIGHT CURB RAMP - 6" VERTICAL CURB (TYPE 2)



STRAIGHT CURB RAMP - 3" ROLLED CURB (TYPE 3)

GRADE ALONG CURB THROUGH ROUNDING (%)	MIN. LENGTH OF FLARED SIDE (L.F.)
NEGATIVE (-) VALUES	6
0 TO +1	7
+1.01 TO +2	8
+2.01 TO +3	10
+3.01 TO +4	12
GREATER THAN +4	15

NOTE: Positive (+) % - Proceeding away from intersection and up a grade.  
Negative (-) % - Proceeding away from intersection and down a grade.

GRADE ALONG CURB (%)	MIN. LENGTH OF FLARED SIDE (L.F.)
NEGATIVE (-) VALUES	3
0 TO +2	4
+2.01 TO +3	5
+3.01 TO +4	6
+4.01 TO +5	8
+5.01 TO +6	11
GREATER THAN +6	15

NOTE: Positive (+) % - Proceeding away from intersection and up a grade.  
Negative (-) % - Proceeding away from intersection and down a grade.

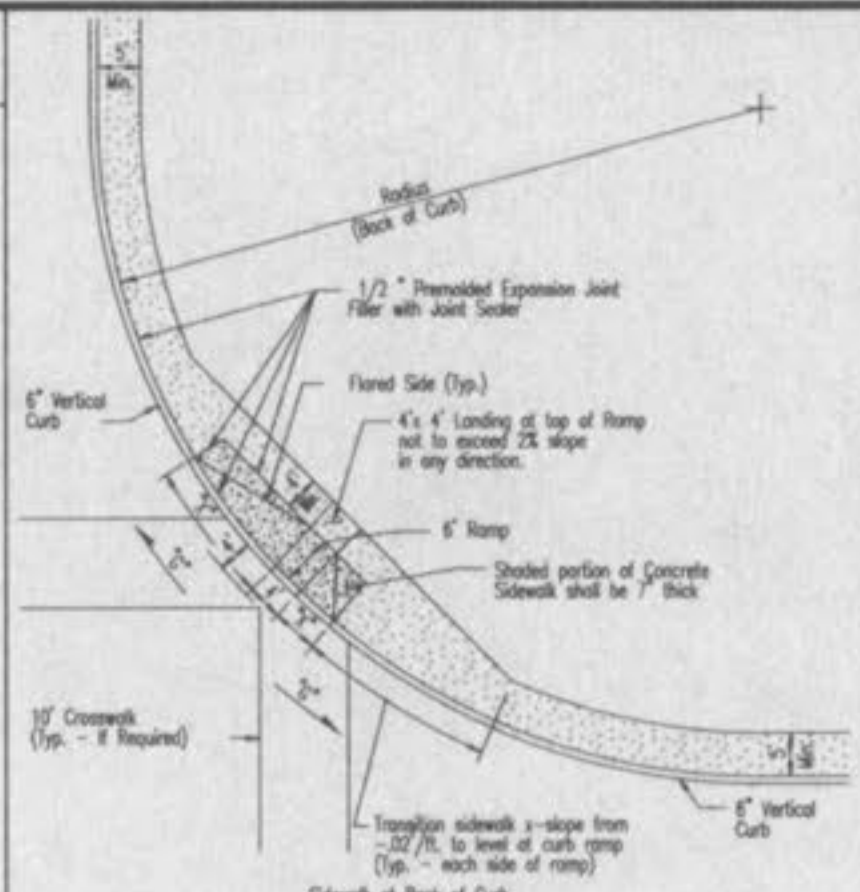
**GENERAL NOTES**

- Do not scale drawing. Follow dimensions.
- Sidewalk and sidewalk curb ramps shall be constructed in accordance with these details and the current approved American with Disabilities Act Accessibility Guidelines (ADAAG).
- Provide a landing at the top of each straight ramp when the Grade Along Curb (%) is greater than +2% and less than +4%. For other values of +%, including all negative (-) values, no landing is required.
- Minimum sidewalk width along 6" vertical curb shall be 5 feet. Minimum sidewalk width along 3" rolled curb shall be 4 feet.
- Maximum sidewalk cross slope 0.02%/ft.
- All sidewalk sections shall be 4" thick, except where indicated as 7" thick by shaded portions shown on details. All sidewalk sections and curb ramps, regardless of thickness, shall be paid for as Concrete Sidewalk.
- Where curb ramp meets pavement, bullnose will not be permitted.
- Construct a tapered ramp when the maximum corner radius allowed for a straight ramp is exceeded.
- If monolithic concrete curb is constructed, strike a dummy joint across bottom of ramp at curb line. If concrete curb is doweled-on, block out pavement to provide full depth cross ramp from outer point of curb taper to outer point of curb taper.
- For sidewalk locations on Cal-De-Sacs, refer to "Pavement Construction Details".
- For pavement longitudinal and transverse joints and tie bar requirements and dimensions, refer to the "Pavement Construction Details for Joints and Curbs", Std. Dep. C608.03.
- For roadway cross slopes, pavement types, and thicknesses, refer to "Standard Typical Section".
- All curb ramps shall have a detectable warning complying with Americans with Disabilities Act Accessibility Guidelines (ADAAG).

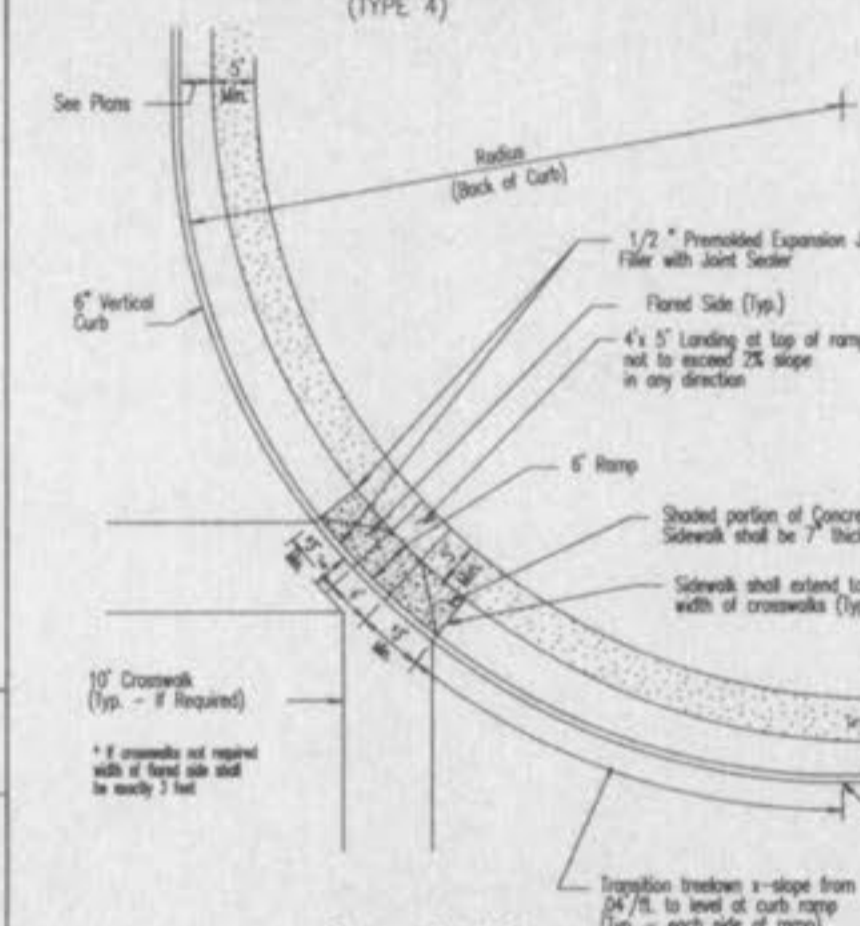
SAINT CHARLES COUNTY  
HIGHWAY DEPARTMENT  
ST. CHARLES, MISSOURI

PAVEMENT CONSTRUCTION DETAILS  
**CONCRETE SIDEWALK  
AND CURB RAMPS**

DATE: June, 2002 DRAWING  
C608.10



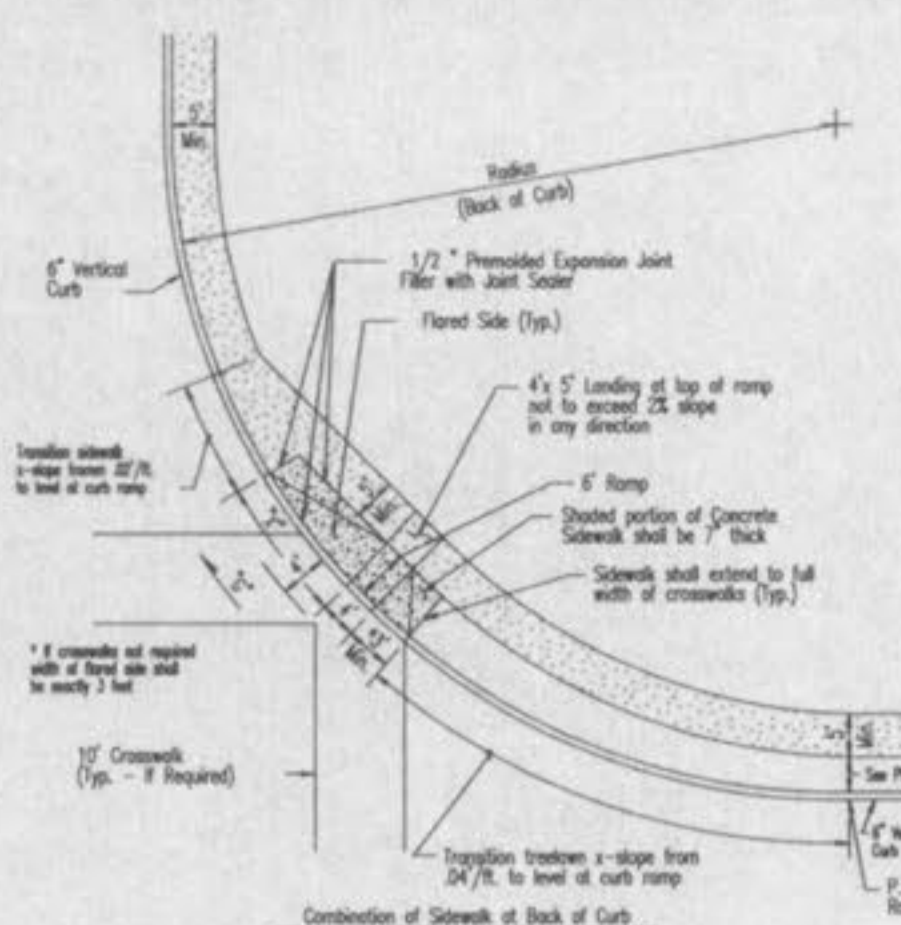
DIAGONAL CURB RAMP - 6" VERTICAL CURB (TYPE 4)



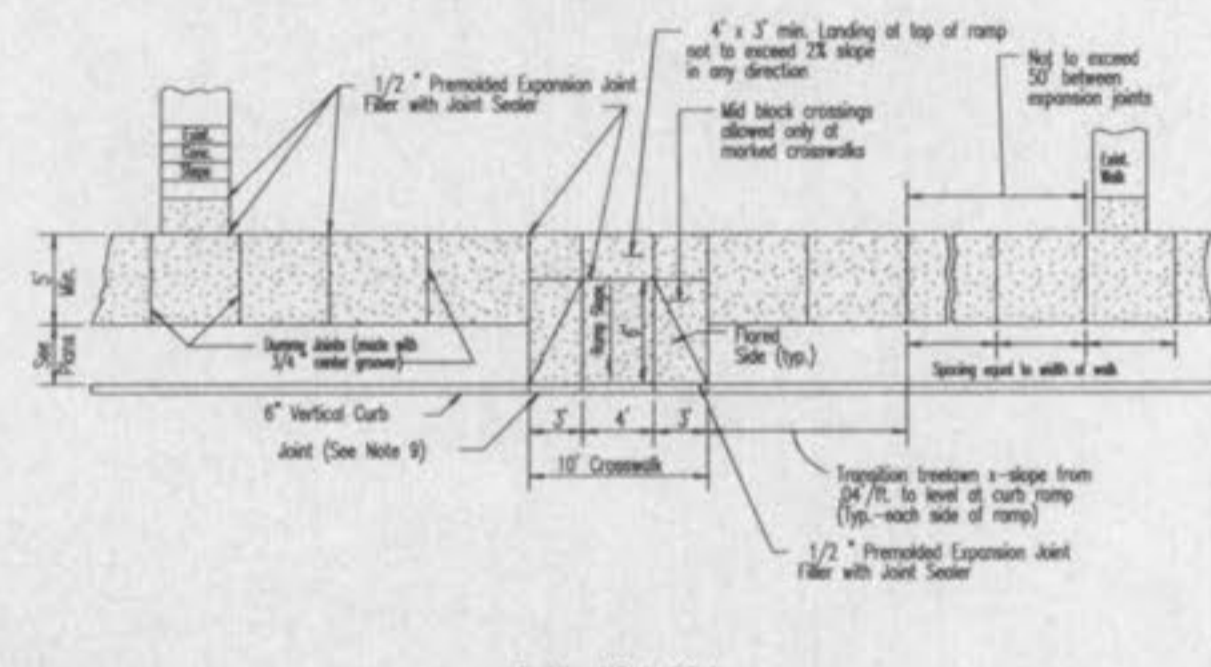
DIAGONAL CURB RAMP - 6" VERTICAL CURB (TYPE 6)

GRADE ALONG CURB THROUGH ROUNDING (%)	LENGTH OF FLARED SIDE ALONG CURB (L.F.)
NEGATIVE (-) VALUES	6
0 TO +1	5
+1.01 TO +2	7
+2.01 TO +3	8
+3.01 TO +4	9
+4.01 TO +5	10
+5.01 TO +6	13
GREATER THAN +6	15

NOTE: Positive (+) % - Proceeding away from ramp and up a grade.  
Negative (-) % - Proceeding away from ramp and down a grade.



DIAGONAL CURB RAMP - 6" VERTICAL CURB (TYPE 5)



TYPICAL SIDEWALK INSTALLATION WITH MIDBLOCK CURB RAMP - TYPE 7

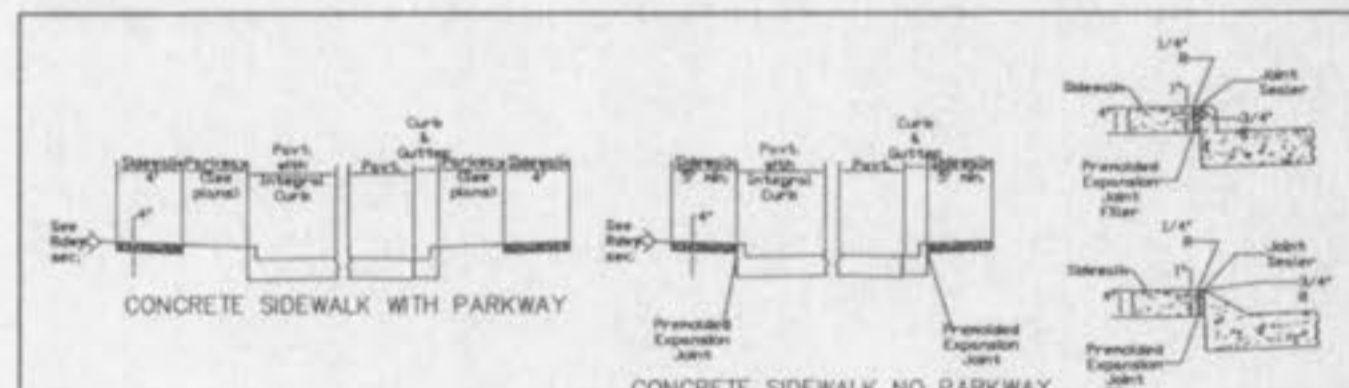
**GENERAL NOTES**

- Do not scale drawing. Follow dimensions.
- Sidewalk and sidewalk curb ramps shall be constructed in accordance with these details and the current approved American with Disabilities Act Accessibility Guidelines (ADAAG).
- Minimum sidewalk width along 6" vertical curb shall be 5 feet. Minimum sidewalk width along 3" rolled curb shall be 4 feet.
- Maximum sidewalk cross slope 0.02%/ft.
- All sidewalk sections shall be 4" thick, except where indicated as 7" thick by shaded portions shown on details. All sidewalk sections and curb ramps, regardless of thickness, shall be paid for as Concrete Sidewalk.
- Where curb ramp meets pavement, bullnose will not be permitted.
- If monolithic concrete curb is constructed, strike a dummy joint across bottom of ramp at curb line. If concrete curb is doweled-on, block out pavement to provide full depth cross ramp from outer point of curb taper to outer point of curb taper.
- For sidewalk locations on Cal-De-Sacs, refer to "Pavement Construction Details".
- For pavement longitudinal and transverse joints and tie bar requirements and dimensions, refer to the "Pavement Construction Details for Joints and Curbs", Std. Dep. C608.03.
- For roadway cross slopes, pavement types, and thicknesses, refer to "Standard Typical Section".
- All curb ramps shall have a detectable warning complying with Americans with Disabilities Act Accessibility Guidelines (ADAAG).

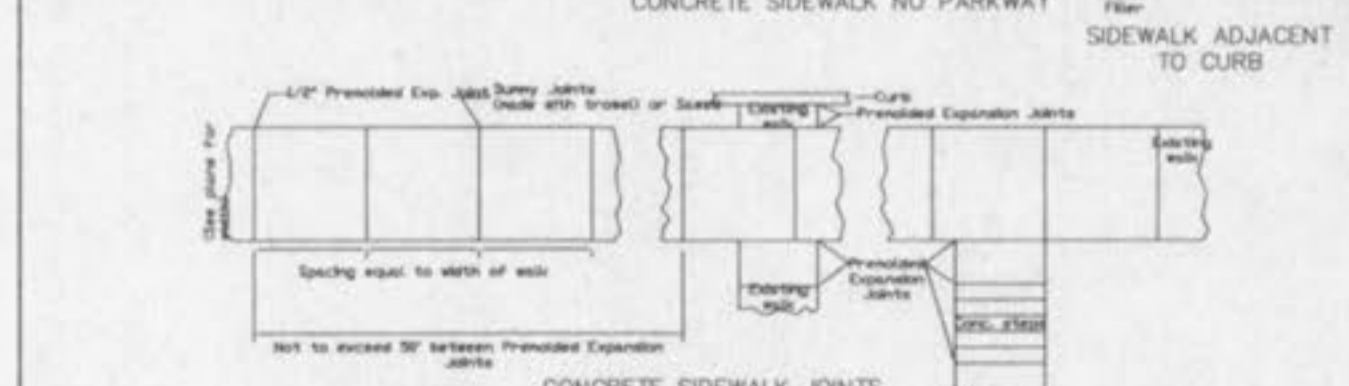
SAINT CHARLES COUNTY  
HIGHWAY DEPARTMENT  
ST. CHARLES, MISSOURI

PAVEMENT CONSTRUCTION DETAILS  
**CONCRETE SIDEWALK  
AND CURB RAMPS**

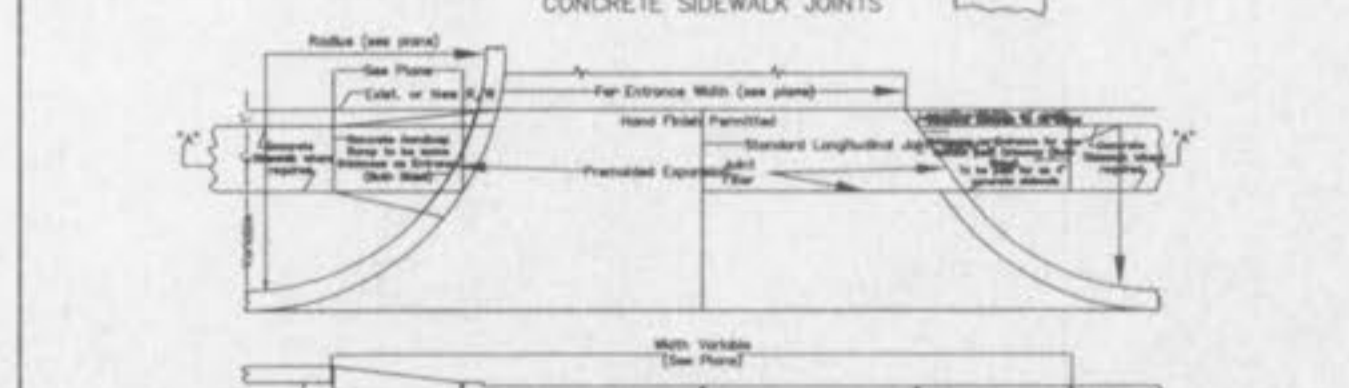
DATE: June, 2002 DRAWING  
C608.11



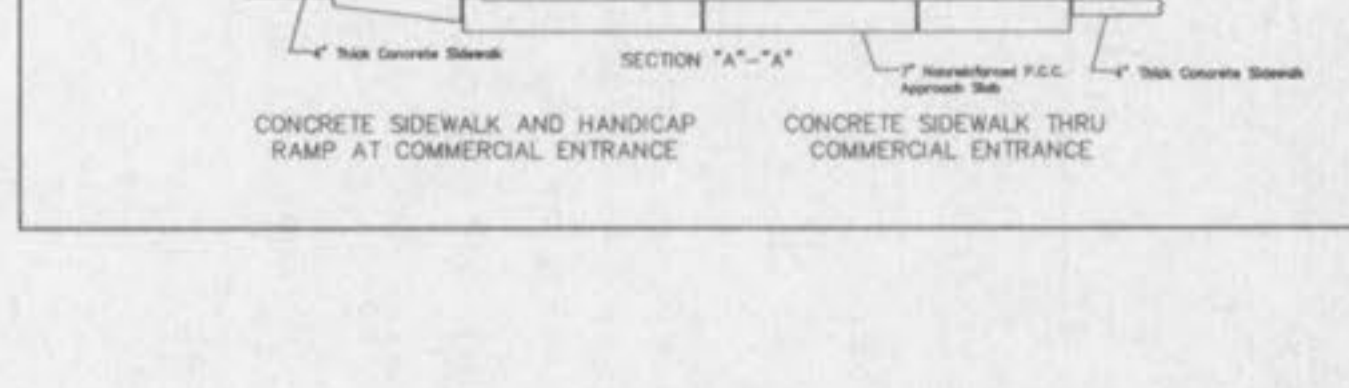
CONCRETE SIDEWALK WITH PARKWAY




CONCRETE SIDEWALK NO PARKWAY



CONCRETE SIDEWALK JOINTS



CONCRETE SIDEWALK AND HANDICAP RAMP AT COMMERCIAL ENTRANCE



CONCRETE SIDEWALK THRU COMMERCIAL ENTRANCE

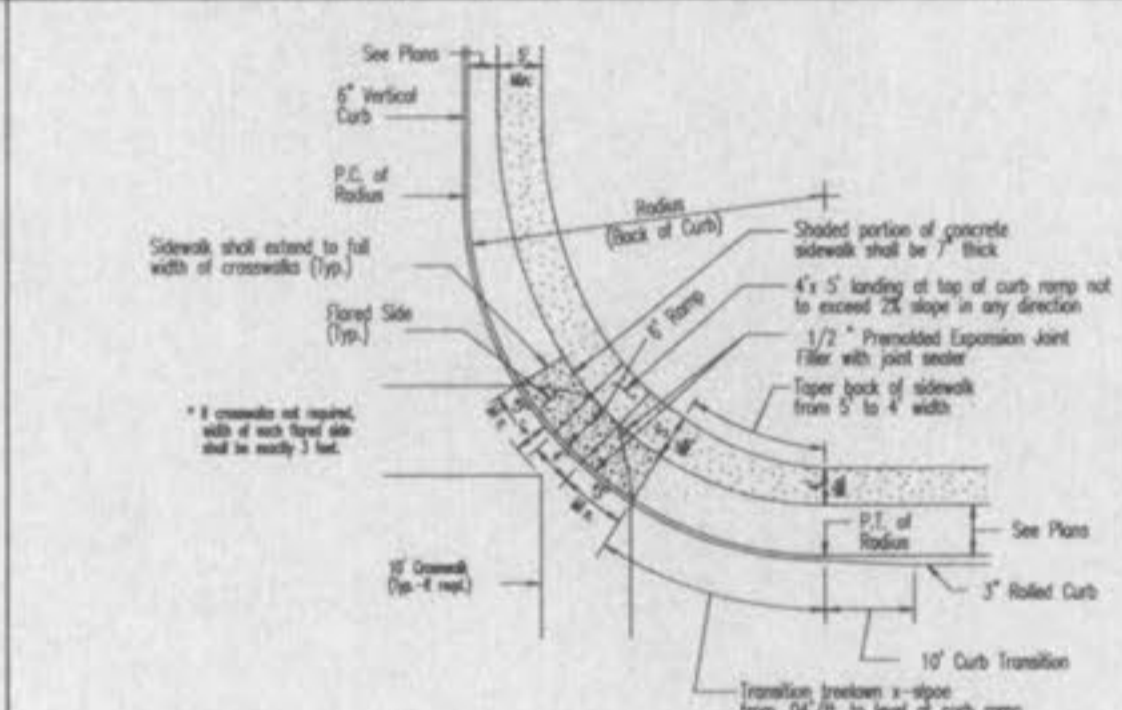
**GENERAL NOTES**

- Do not scale drawing. Follow dimensions.
- Sidewalk cross slope 0.02%/ft.
- Sidewalk thickness increases to 6" on each side of Private Driveways and 7" on each side of Commercial Driveways for one section of sidewalk equal in length to the width of the sidewalk. See "Entrance Construction Details".
- Sidewalk thru private and commercial driveways will be paid for as 6" and 7" respectively, see "Integral Curb Detail 'B' at Driveways".
- For sidewalk locations on Cal-De-Sacs see "Pavement Construction Details".
- For longitudinal and transverse joints, down, and tie bar requirements and dimensions refer to the "Integral Curb Pavement Typical Sections and Details".
- All necessary pavement markings by St. Charles County.
- For roadway cross slopes, pavement types, and thicknesses, refer to "Standard Typical Section".
- See "Integral Curb Detail 'B' at Driveways" for preformed expansion joint requirements.

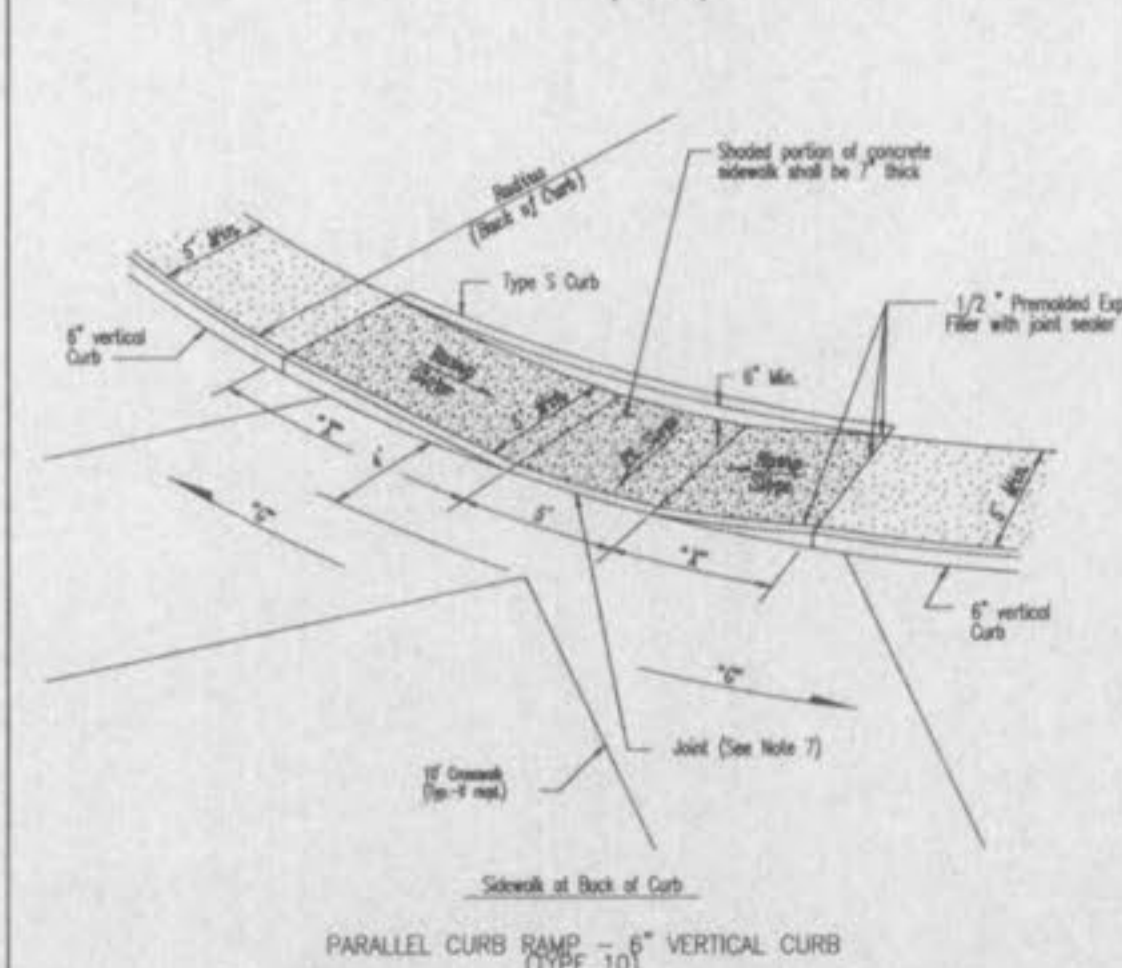
SAINT CHARLES COUNTY  
HIGHWAY DEPARTMENT  
ST. CHARLES, MISSOURI

**CONCRETE SIDEWALK**

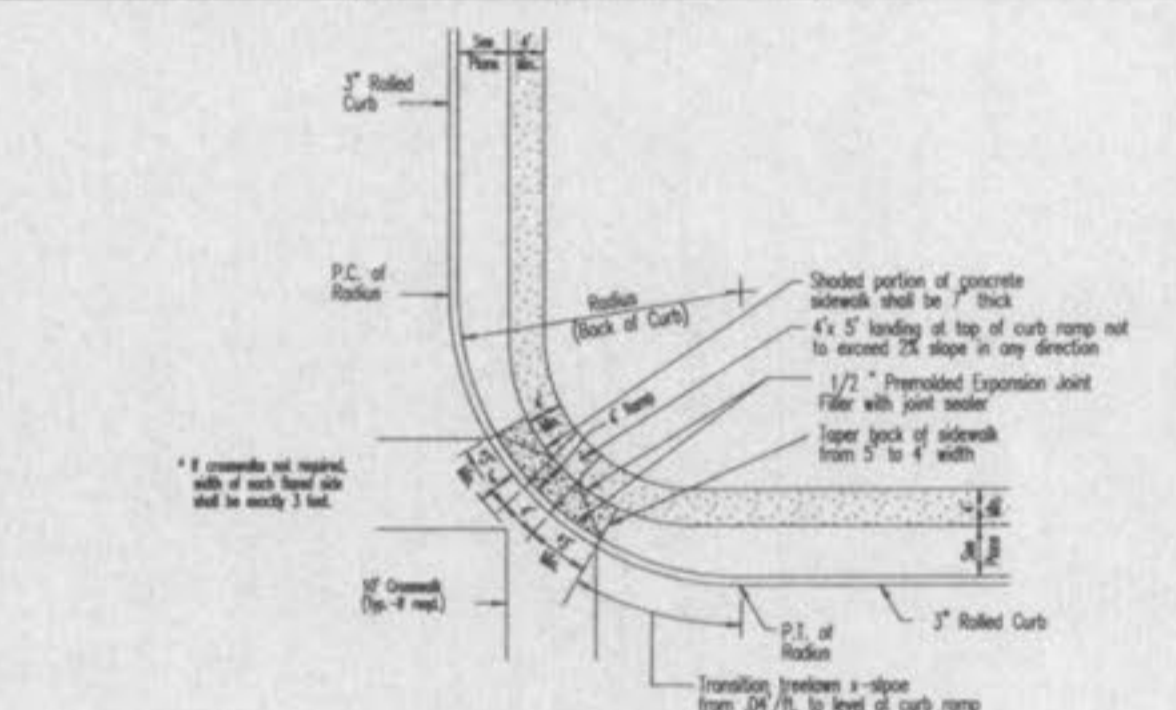
DATE: October, 2002 DRAWING  
C608.14



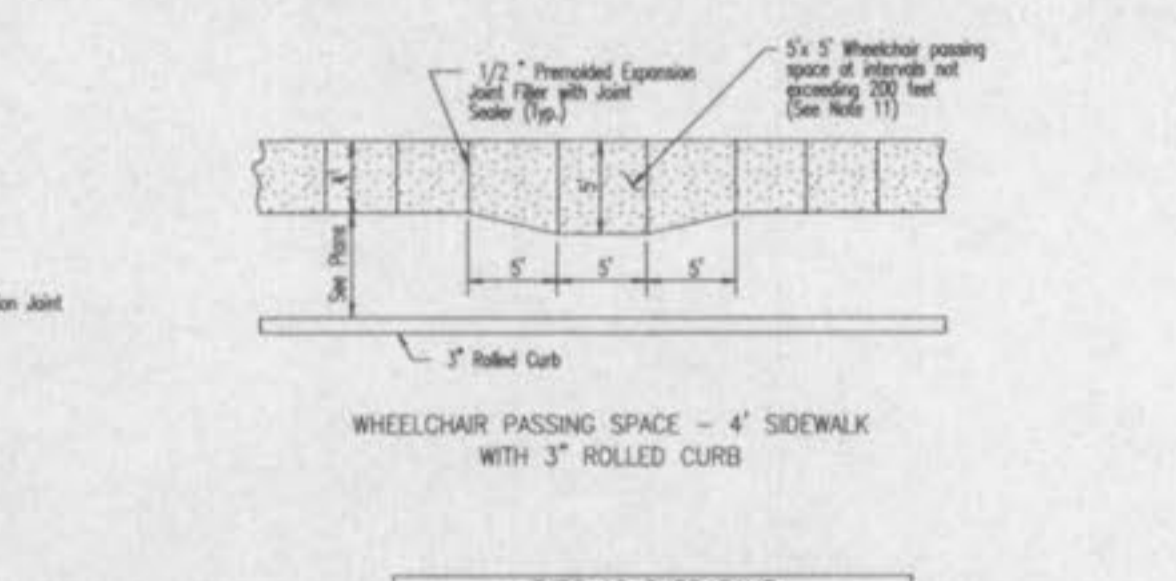
DIAGONAL CURB RAMP - COMBINATION 6" VERTICAL CURB AND 3" ROLLED CURB (TYPE 8)



PARALLEL CURB RAMP - 6" VERTICAL CURB (TYPE 10)



DIAGONAL CURB RAMP - 3" ROLLED CURB (TYPE 9)



WHEELCHAIR PASSING SPACE - 4' SIDEWALK WITH 3" ROLLED CURB

GRADE ALONG CURB THROUGH ROUNDING (%)	LENGTH OF FLARED SIDE ALONG CURB (L.F.)
NEGATIVE (-) VALUES	6
0 TO +1	7
+1.01 TO +2	8
+2.01 TO +3	10
+3.01 TO +4	12
GREATER THAN +4	15

NOTE: Positive (+) % - Proceeding away from ramp and up a grade.  
Negative (-) % - Proceeding away from ramp and down a grade.

**GENERAL NOTES**

- Do not scale drawing. Follow dimensions.
- Sidewalk and sidewalk curb ramps shall be constructed in accordance with these details and the current approved American with Disabilities Act Accessibility Guidelines (ADAAG).
- Minimum sidewalk width along 6" vertical curb shall be 5 feet. Minimum sidewalk width along 3" rolled curb shall be 4 feet.
- Maximum sidewalk cross slope 0.02%/ft.
- All sidewalk sections shall be 4" thick, except where indicated as 7" thick by shaded portions shown on details. All sidewalk sections and curb ramps, regardless of thickness, shall be paid for as Concrete Sidewalk.
- Where curb ramp meets pavement, bullnose will not be permitted.
- If integral concrete curb is constructed, strike a dummy joint across bottom of ramp at curb line. If concrete curb is doweled-on, block out pavement to provide full depth cross ramp from outer point of curb taper to outer point of curb taper.
- For pavement longitudinal and transverse joints and tie bar requirements and dimensions, refer to the "Pavement Construction Details for Joints and Curbs", Std. Dep. C608.03.
- For roadway cross slopes, pavement types, and thicknesses, refer to "Standard Typical Section".
- The intersection of two sidewalks or the intersection of a sidewalk and a driveway shall give a wheelchair passing space on sidewalks less than 5 feet wide.
- All curb ramps shall have a detectable warning complying with Americans with Disabilities Act Accessibility Guidelines (ADAAG).

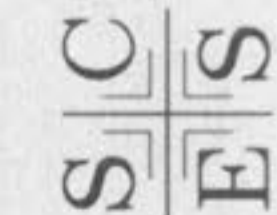
SAINT CHARLES COUNTY  
HIGHWAY DEPARTMENT  
ST. CHARLES, MISSOURI

PAVEMENT CONSTRUCTION DETAILS  
**CONCRETE SIDEWALK  
AND CURB RAMPS**

DATE: June, 2002 DRAWING  
C608.12

IMPROVEMENT PLANS  
PEACEFUL VALLEY  
SIDEWALK DETAILS

ST. CHARLES ENGINEERING & SURVEYING, INC.  
801 S. FIFTH STREET, SUITE 202  
ST. CHARLES, MO 63801  
TEL: (636) 947-0607 FAX: (636) 947-2448



ORDER NO.  
02-0890  
DATE  
07/25/03