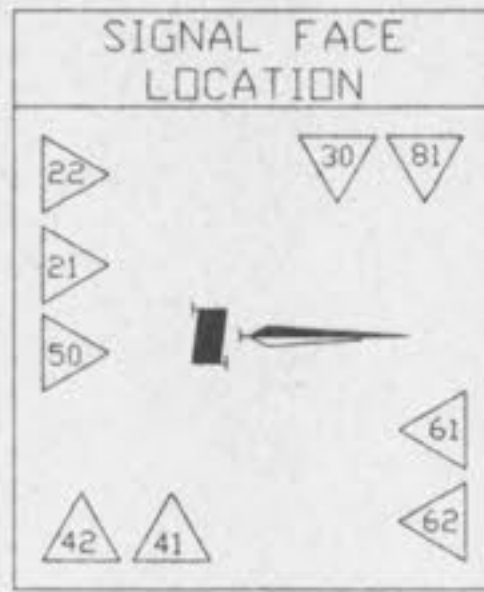
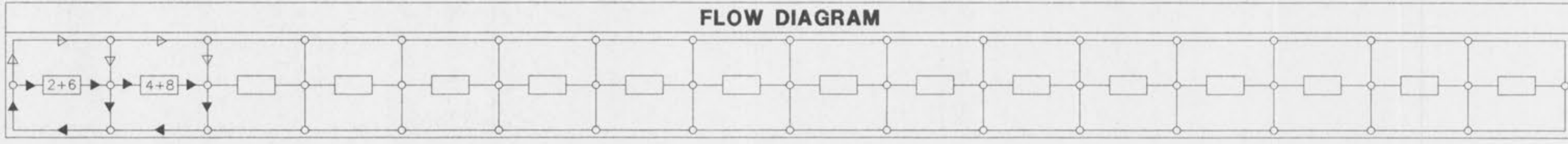


STATE	JOB NO.	SHEET NO.
MO		11
DIST. NO.	PROJECT NO.	ROUTE
	COUNTY	

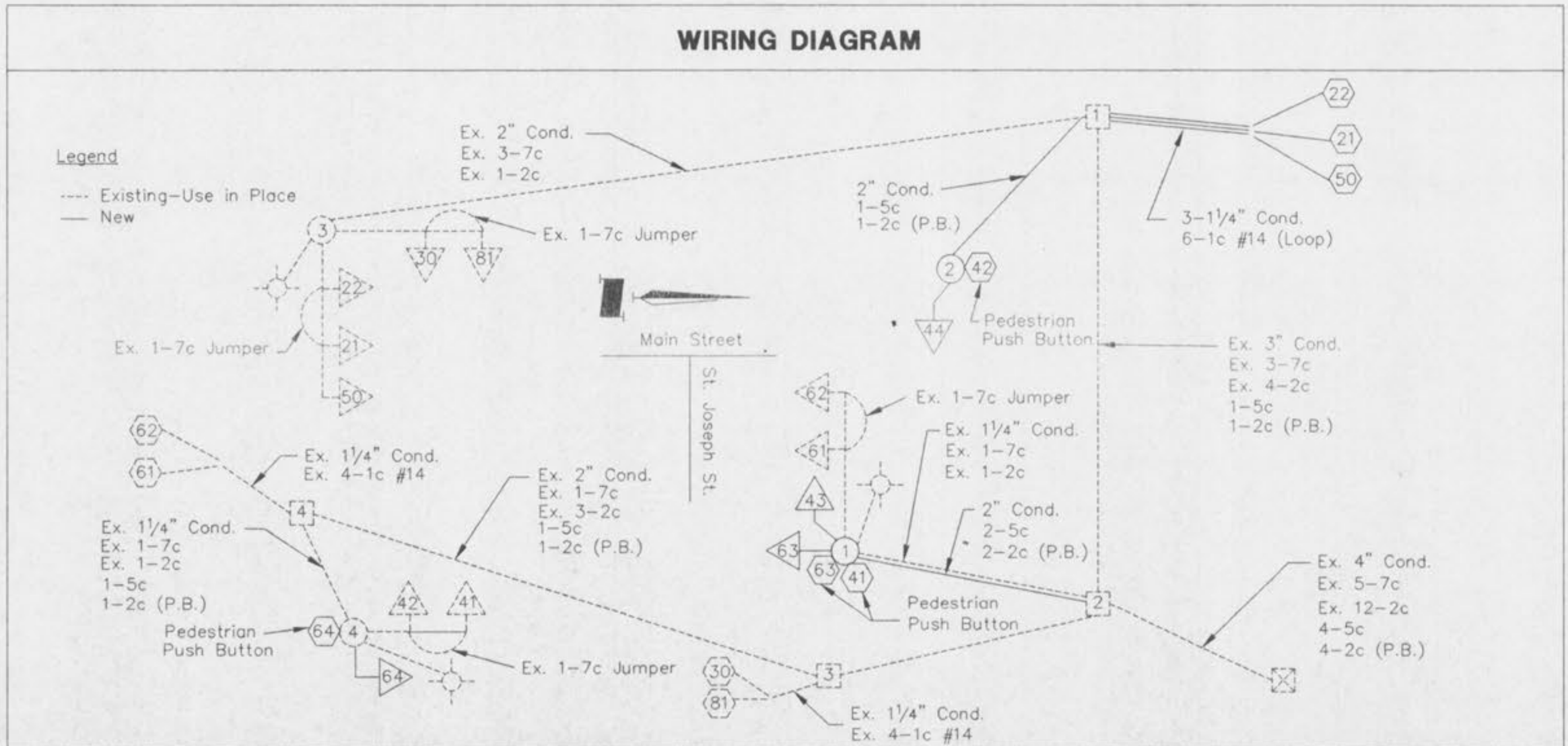


### TRAFFIC PHASING AND COLOR SEQUENCE

CONT. NO.	PHASE	PHASE	PHASE	PHASE	PHASE	PHASE	PHASE	PHASE	PHASE	PHASE	PHASE	PHASE	PHASE	PHASE	PHASE	PHASE	PHASE	PHASE	PHASE	PHASE	PHASE	FACE NO.	
APPROACH	PHASE	FACE NO.	CLEAR TO PHASE	CLEAR TO PHASE	CLEAR TO PHASE	CLEAR TO PHASE	CLEAR TO PHASE	CLEAR TO PHASE	CLEAR TO PHASE	CLEAR TO PHASE	CLEAR TO PHASE	CLEAR TO PHASE	CLEAR TO PHASE	CLEAR TO PHASE	CLEAR TO PHASE	CLEAR TO PHASE	CLEAR TO PHASE	CLEAR TO PHASE	CLEAR TO PHASE	CLEAR TO PHASE	CLEAR TO PHASE	CLEAR TO PHASE	FACE NO.
NORTHBOUND																							
Main St.	6	61&62 63	GY W																				
SOUTHBOUND																							
Main St.	2	21,22,50 64	GY W																				
EASTBOUND																							
St. Joseph	4	41&42 43	R/R W																				
WESTBOUND																							
Entrance	8	30&81 44	R/R W																				



### WIRING DIAGRAM



PHASE ON RECALL WITH EQUAL TIME SETTINGS.

SKIP PHASE.

IF CALLED, ALL NON-CONFLICTING PHASES SHALL COMBINE AND TIME CONCURRENTLY. TIME TO BE DETERMINED BY THE ENGINEER AT SIGNAL TURN ON AND SET IN THE CONTROLLER BY THE CONTRACTOR.

### LEGEND

- ▶ ACTUATED VEHICULAR MOVEMENT
- ▶ PARTIALLY RESTRICTED ACTUATED MOVEMENT
- ▷ NON-ACTUATED VEHICULAR MOVEMENT
- ▷ PARTIALLY RESTRICTED NON-ACTUATED VEHICULAR MOVEMENT
- ▶ ACTUATED PEDESTRIAN MOVEMENT
- ▶ NON-ACTUATED PEDESTRIAN MOVEMENT
- ⊥ VEHICLE STOPPED
- FDW - FLASHING DON'T WALK
- R/W - RIGHT OF WAY INTERVAL
- DW - DON'T WALK
- YRT - YELLOW RIGHT ARROW
- RT - GREEN RIGHT ARROW
- W - WALK
- YL - YELLOW LEFT ARROW
- L - GREEN LEFT ARROW
- S - GREEN STRAIGHT AHEAD ARROW
- G - CIRCULAR GREEN
- Y - CIRCULAR YELLOW
- R - CIRCULAR RED
- ⊗ TRAFFIC PHASE
- AO - ALL OTHERS
- FR - FLASHING RED
- FY - FLASHING YELLOW

### FLASHING OPERATION

St. Joseph Street	FR
Main Street	FY

CONTROLLER TYPE Ex.

### TRAFFIC SIGNAL CONTROL OPERATION

Main Street  
INTERSECTION OF  
St. Joseph Street  
WITH