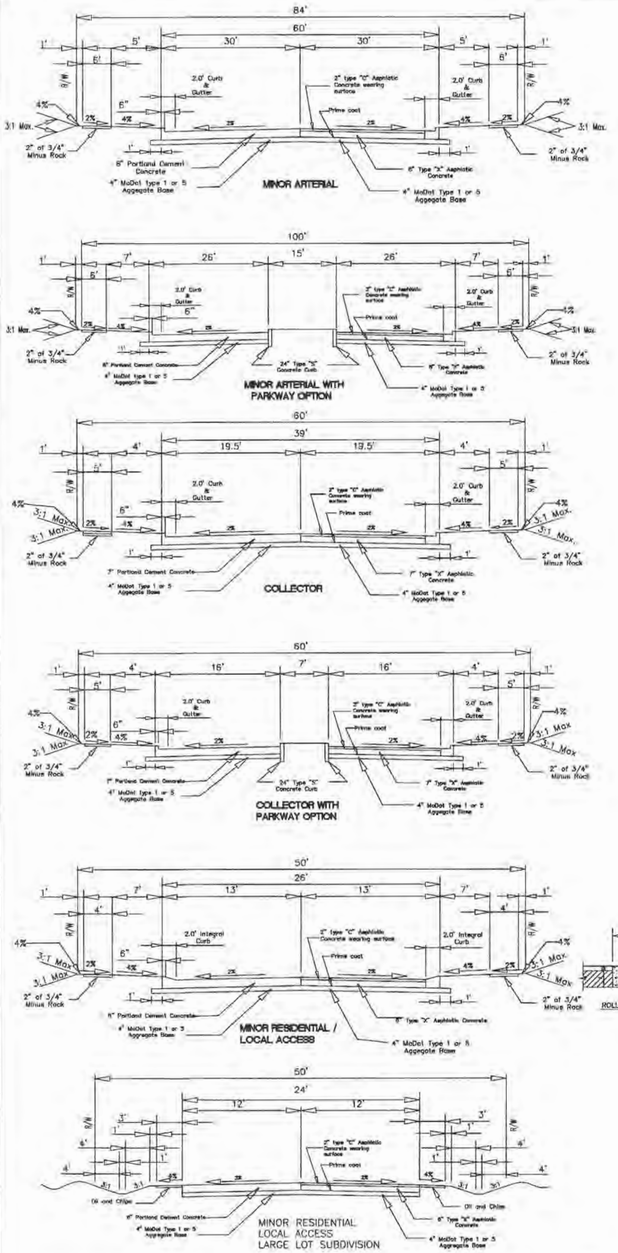

	ROW Width	Pavement Width	Lane Width	No. of Drive Lanes	Utility Easement	Design Speed
Minor Arterial	84	60	12	5	10	40
Collector	60	39	12	3	10	35
Residential Collector	56	32**	N/A	2	10	25
Minor Residential Local Access	50	26	N/A	2	10	25*

Notes: * = Can be varied with City Engineer's approval
** = Detail to match minor residential street with wider pavement
– these requirements may be varied by other City ordinances
– these standards are minimum standards
– Parkway options can be provided as indicated above

Designer will provide roadway cross section and joint locations in a seperate detail drawing.

CITY OF O'FALLON
ENGINEERING DEPARTMENT
O'FALLON, MISSOURI

Typical Pavement Design
SECTION NO. 405.370

NOTE: All non-reinforced concrete shall be 4,000 p.s.i. at 28 days.

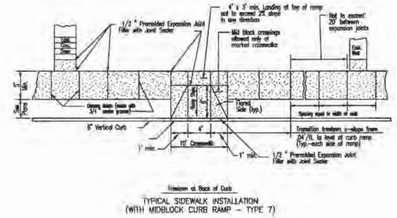

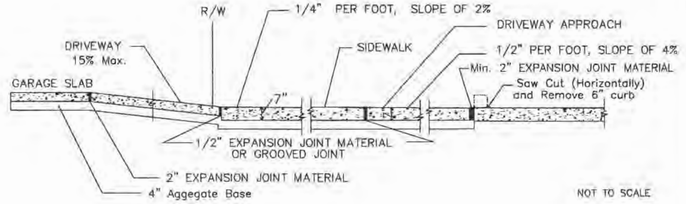

NOT TO SCALE

NOTES:

1. All driveway entrances shall be seven (7) inches P.C.C. in depth from the curb to the property line.
2. All driveway approaches constructed in conjunction with sidewalk shall give the appearance that the sidewalk is continuous. That portion of the driveway approach that doubles as a sidewalk shall have a one-fourth (1/4) inch per foot cross slope the same as the abutting sidewalk.
3. A two (2) inch expansion joint is required between the street and driveway approach. One (1) additional two (2) inch expansion joint is required between the garage floor and the termination of the driveway.

CITY OF O'FALLON
ENGINEERING DEPARTMENT
O'FALLON, MISSOURI

Integral Curb Detail "B" at Driveway w/ 6" Curb

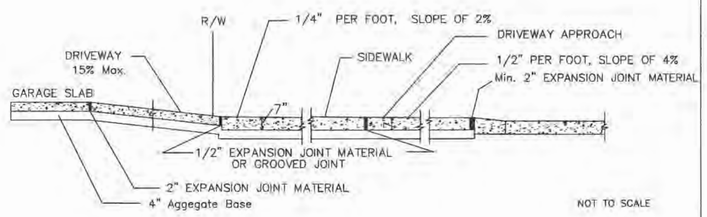

NOT TO SCALE

NOTES:

1. All driveway entrances shall be seven (7) inches P.C.C. in depth from the curb to the property line.
2. All driveway approaches constructed in conjunction with sidewalk shall give the appearance that the sidewalk is continuous. That portion of the driveway approach that doubles as a sidewalk shall have a one-fourth (1/4) inch per foot cross slope the same as the abutting sidewalk.
3. A two (2) inch expansion joint is required between the street and driveway approach. One (1) additional two (2) inch expansion joint is required between the garage floor and the termination of the driveway.

CITY OF O'FALLON
ENGINEERING DEPARTMENT
O'FALLON, MISSOURI

Integral Curb Detail "B" at Driveway

SECTION NO. 505.080

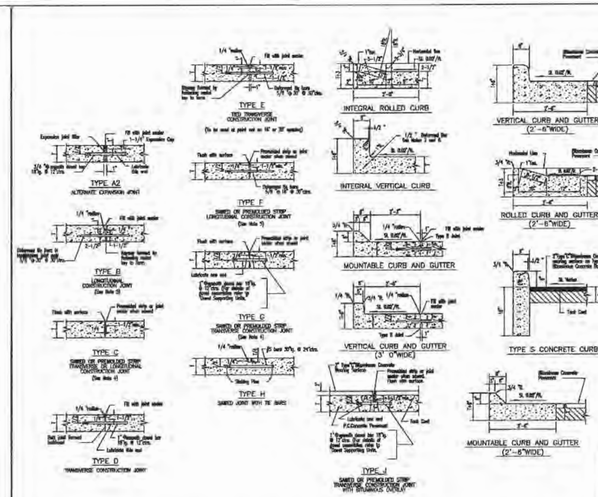

GENERAL NOTES

CITY OF O'FALLON
ENGINEERING DEPARTMENT
O'FALLON, MISSOURI

PAVEMENT CONSTRUCTION DETAILS
JOINTS AND CURBS

INTEGRAL ROLLED CURB AND CONCRETE PAVEMENT TYPICAL SECTIONS AND DETAILS

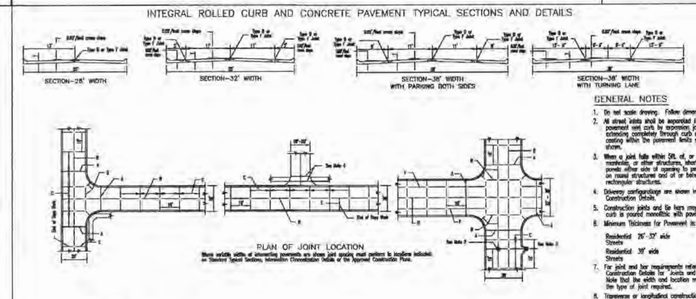

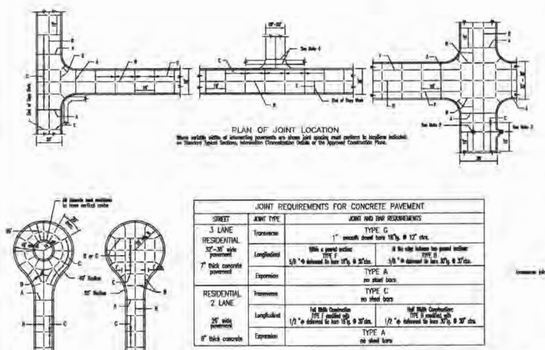

GENERAL NOTES

1. Do not scale drawing. Follow dimensions.
2. All street joints shall be separated from the pavement and curb by expansion joint material extending completely through curb and slab. Manhole casting within the pavement limits shall be treated as shown.
3. When a joint falls within 24, of, or contacts inlets, manholes, or other structures, whether one or more panels either side of opening to permit joint to fall on round structures and off or between corners of rectangular structures.
4. Driveway configurations are shown in the Tolerance Construction Details.
5. Construction joints and tie bars may be omitted when curb is poured monolithic with pavement.
6. Minimum Thickness for Pavement is:

Residential 26'-32' wide Streets	6"
Residential 38' wide Streets	7"

7. For joint and bar requirements refer to the Pavement Construction Details for Joints and Curbs. Note that the width and location may change the type of joint required.
8. Transverse or longitudinal construction joints in slip formed pavements shall be a sawn cut joint, at a max. 14' spacing
9. The transition of the Type B longitudinal construction joints in the medians may be discontinued for the different widths of construction if approved by the Department.

JOINT REQUIREMENTS FOR CONCRETE PAVEMENT

STREET	JOINT TYPE	JOINT AND BAR REQUIREMENTS
3 LANE RESIDENTIAL 32'-38' wide pavement 7" thick concrete pavement	Transverse	TYPE G 1" smooth dowel bars 18"@ 12" ctrs.
	Longitudinal	With a panel outlier: TYPE F; 1/2 "ø deformed tie bars 18"@ 30"ctrs. / Is the last between two panel outlier: TYPE B; 1/2 "ø deformed tie bars 30"@ 30"ctrs.
	Expansion	TYPE A no dowel bars
RESIDENTIAL 2 LANE 26' wide pavement 8" thick concrete	Transverse	TYPE C no dowel bars
	Longitudinal	1st Stitch Construction: TYPE D outlier joint; 1st Stitch Construction: TYPE D outlier joint; 1/2 "ø deformed tie bars 18"@ 30"ctrs. / 1/2 "ø deformed tie bars 30"@ 30" ctrs.
	Expansion	TYPE A no dowel bars

NOTE: Uses the materials that meet ATTA designations as follows:
Bituminous type ..... ASTM D-994-52
Non-extruding & resilient non bituminous type (foam) ..... ASTM D-1751-62T
Non-extruding & resilient non bituminous type (rubber) ASTM D-1752

NOTE: Joint sealant materials shall meet ASTM and AASHTO designations as follows:
ASTM D-3405 ..... AASHTO M-281 or
ASTM D-1190-74 ..... AASHTO M-173-68
or latest revisions thereof

CITY OF O'FALLON
ENGINEERING DEPARTMENT
O'FALLON, MISSOURI

PAVEMENT CONSTRUCTION DETAILS
INTEGRAL ROLLED CURB AND CONCRETE PAVEMENT
TYPICAL SECTIONS AND DETAILS

TYPE A (MODIFIED) CONSTRUCTION JOINT

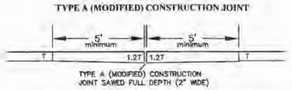

TYPE A (MODIFIED) CONSTRUCTION JOINT SAWED FULL DEPTH (2" WIDE)

JOINT LOCATION

AT PC AND PT OF CURVED PAVEMENT, MAXIMUM 500 FT SPACING ON TANGENT SECTIONS, AND AS DIRECTED ON INTEGRAL CURB PAVEMENT TYPICAL SECTIONS AND DETAILS.

JOINT DETAILS

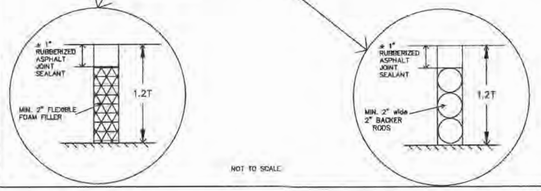

NOT TO SCALE

NOTES:

1. THE NUMBER OF BACKER RODS REQUIRED WILL VARY WITH THE PAVEMENT THICKNESS. BACKER RODS AND FLEXIBLE FOAM FILLER MUST EXTEND THROUGH THE FULL DEPTH OF THE PAVEMENT.
2. JOINT FILLER SHALL BE A FLEXIBLE, NONABSORBENT, NON-GASSING, NON-STAINING, NON-SHRINKING MATERIAL, EXTRUDED FROM A CLOSED-CELL POLYMER, ASTM D-5249.
3. JOINT FILLER COMPOSED OF CELLULAR FIBERS, ASTM D-1751, MAY BE USED AT DRIVEWAY, SIDEWALK, AND SEWER INLET AND MANHOLE LOCATIONS.
4. SEE "INTEGRAL CURB DETAIL "B" AT DRIVEWAYS" FOR EXPANSION JOINT REQUIREMENTS AT DRIVEWAY CONNECTIONS TO THE STREET AND THE GARAGE.

CITY OF O'FALLON
ENGINEERING DEPARTMENT
O'FALLON, MISSOURI

PAVEMENT CONSTRUCTION DETAIL

PROJECT TITLE
PENNIAL PARK
PLAT FOUR

MUSLER ENGINEERING COMPANY
32 PORTWEST CT.
ST. CHARLES, MO 63303
PHONE: 636-916-0444
FAX: 636-916-3444

ENGINEER SIGNATURE

Developer / Owner Information
FRED AND KAREN ZYKAN
4652 SEEBURGER RD.
ST. CHARLES, MO 63301
TELEPHONE: 314-565-5096

CITY OF O'FALLON PAVEMENT DETAILS

P+Z No. 99-79.20.01

City No.

Page No. 6