A DETAIL SHEET FOR

PHEASANT POINT APARTMENTS

2-9-98 95-7218

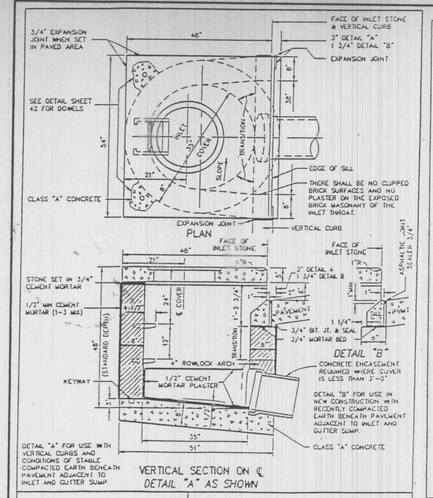

UNTRAPPED STREET INLET BRICK CONSTRUCTION

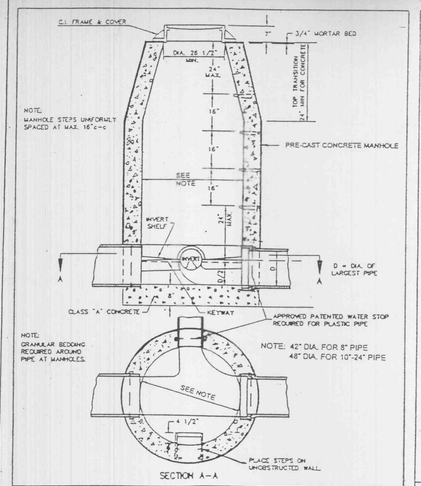

LINE MANHOLE PIPE SEWERS 8"-24" DIA.

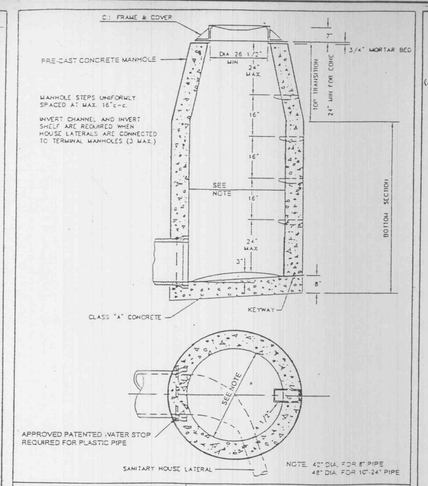

TERMINAL MANHOLE

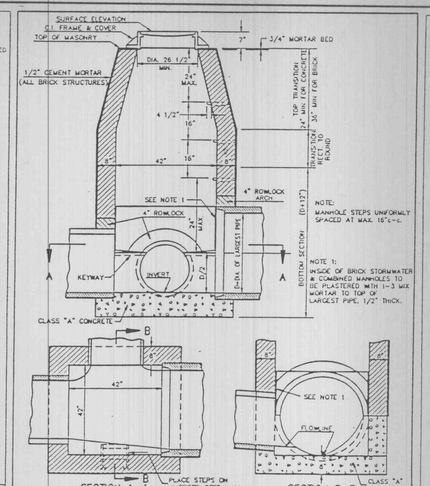

TYPICAL LINE MANHOLE ON PIPE SEWER 27" THRU 36" IN DIAMETER

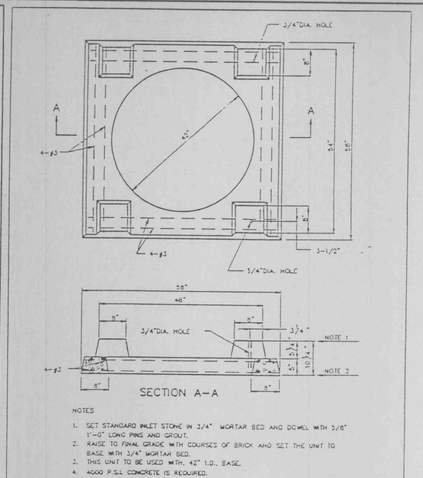

NOTES

1. SET STANDARD INLET STONE IN 3/4" MORTAR BED AND DOWEL WITH 5/8" 1'-0" LONG PINS AND GROUT.
2. RAISE TO FINAL GRADE WITH COURSES OF BRICK AND SET THE UNIT TO BASE WITH 3/4" MORTAR BED.
3. THIS UNIT TO BE USED WITH 42" I.D. BASE.
4. 4000 P.S.I. CONCRETE IS REQUIRED.

PRE-CAST CONCRETE UNIT FOR 4 WAY AREA INLET

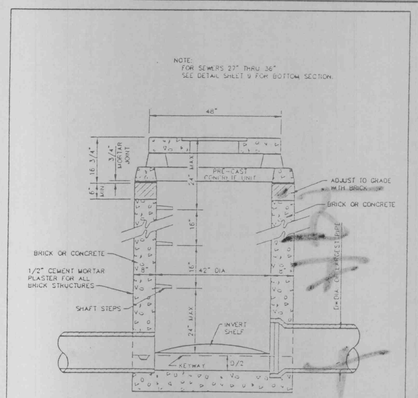

AREA INLET MANHOLE (12" THRU 24")

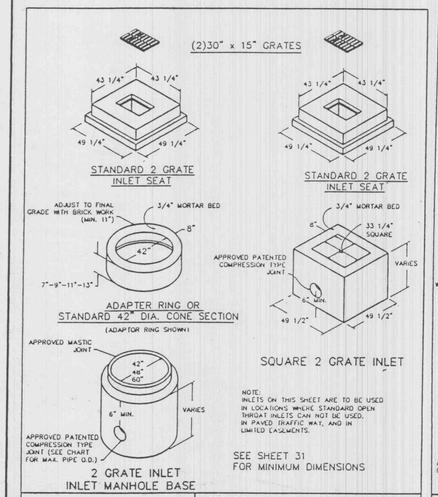

2 GRATE INLETS PRECAST CONCRETE

METROPOLITAN ST. LOUIS SEWER DISTRICT
Standard Details of Sewer Construction

Dr. J.L.C.		
Ch. J.C.K.	APRIL 1992	SHEET 33

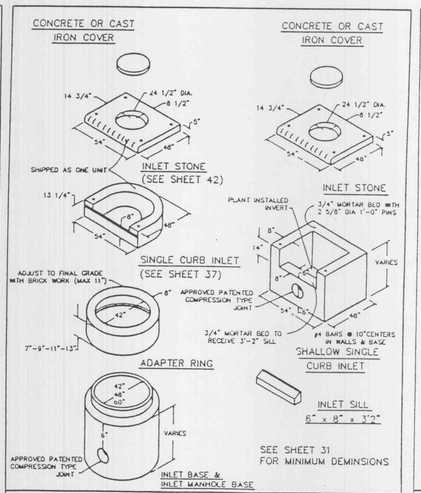

SINGLE STREET INLETS PRECAST CONCRETE

METROPOLITAN ST. LOUIS SEWER DISTRICT
Standard Details of Sewer Construction

Dr. J.L.C.		
Ch. J.C.K.	APRIL 1991	SHEET 34

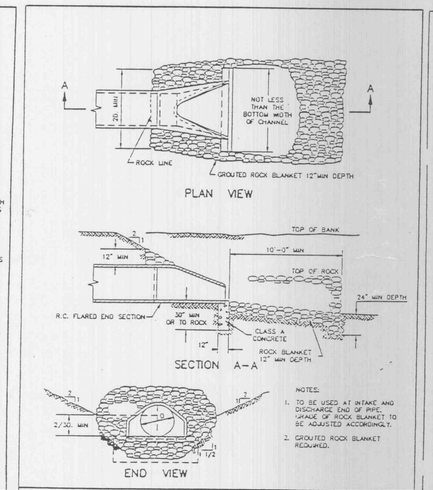

FLARED END SECTION

METROPOLITAN ST. LOUIS SEWER DISTRICT
Standard Details of Sewer Construction

Dr. W.S.H.		
Ch. J.C.K.	1992	SHEET 57

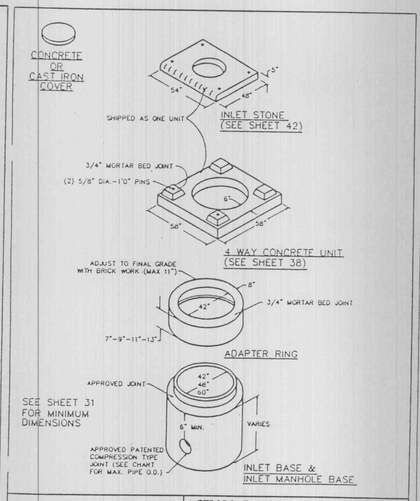

AREA INLET PRECAST CONCRETE

METROPOLITAN ST. LOUIS SEWER DISTRICT
Standard Details of Sewer Construction

Dr. J.L.C.		
Ch. J.C.K.	APRIL 1992	SHEET 32

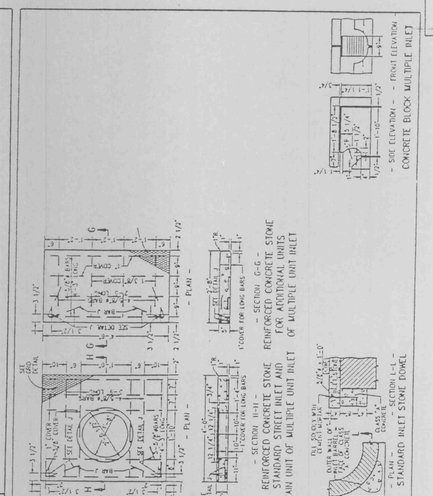

STANDARD - INLET STONES, BLOCKS & DESIGN DETAILS

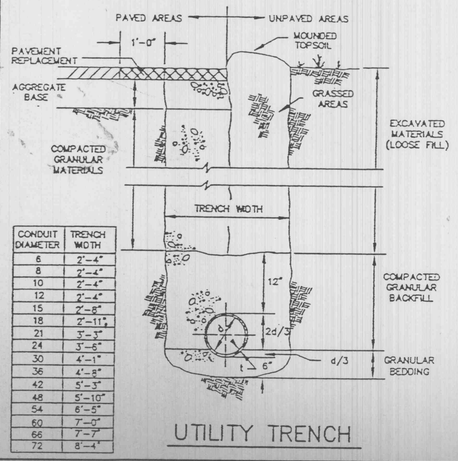

CONDUIT DIAMETER	TRENCH WIDTH
6	2'-4"
8	2'-4"
10	2'-4"
12	2'-4"
15	2'-8"
18	2'-11"
21	3'-3"
24	3'-6"
30	4'-1"
36	4'-8"
42	5'-3"
48	5'-10"
54	6'-5"
60	7'-0"
66	7'-7"
72	8'-4"

UTILITY TRENCH

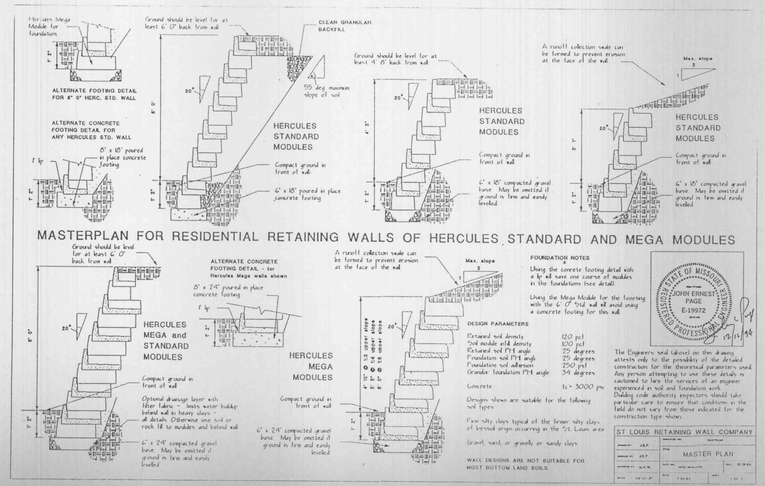

MASTERPLAN FOR RESIDENTIAL RETAINING WALLS OF HERCULES STANDARD AND MEGA MODULES

HERCULES™ MODULES SETBACK CHART

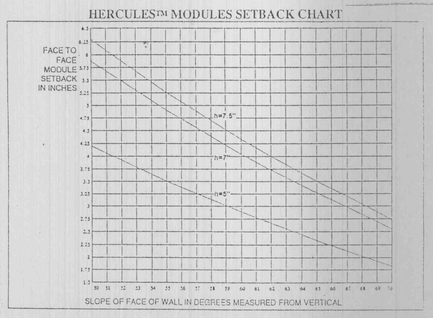

h = 5" Rail Height for Hercules Mite™
h = 7" Rail Height for Hercules Standard™ and Mega™
h = 7.5" Rail Height for Neptune Mega™

MODULE LIP WIDTH IN INCHES

Hercules Mite™	1.5"
Hercules Standard™	2.5"
Hercules Mega™	2.5"
Neptune Mega™	3.0"

To determine the space needed between modules, subtract the lip width of the module from the total setback in inches (see chart above) to determine the actual space needed between modules.

Example: For a 60" wall the chart shows total setback at 4" for the Hercules Mega™ or Standard™. The lip width on these modules is 2.5"-so the actual additional spacing to get to 4" total is 1.5". (4" minus the 2.5" lip width)

\\Bar\d-drive\GWS\7000PLUS\7218Econ.dwg Mon Jun 07 07:47:46 1999 station 36 BMG