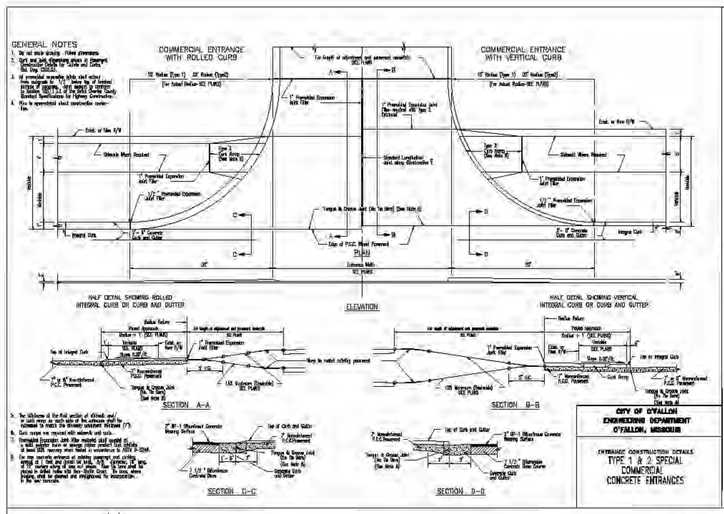

CITY OF O'FALLON
ENGINEERING DEPARTMENT
O'FALLON, MISSOURI

ENTRANCE CONSTRUCTION DETAILS
TYPE 1 & 2 SPECIAL COMMERCIAL CONCRETE ENTRANCES

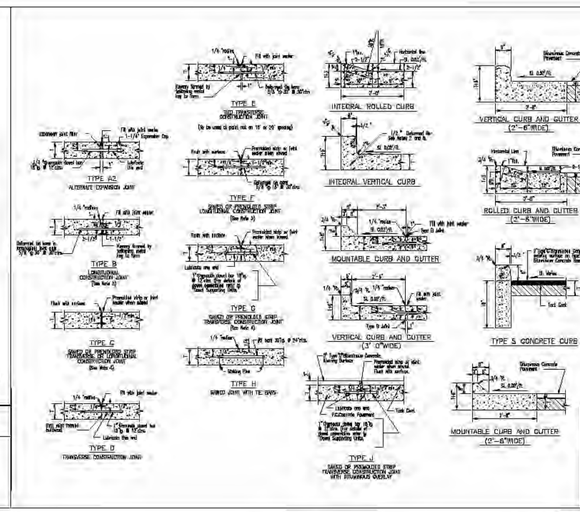

GENERAL NOTES

1. Do not scale drawing. Follow dimensions.
2. Expansion joint and tie bar shall be within 2" of the centerline of the curb unless otherwise shown.
3. Minimum Thickness for Protected or Structural Concrete Exposed Thickness =

		(1)
Residential Drive	6"	5-1/2"
Residential Collector	7"	6-1/2"
Commercial Drive	8"	7"
All Arterial Streets	9"	8"

4. Use "2" dimension when it is required for Aspect and non-functional objects like lane 72 transverse joints or of column.
5. For fabrication of short radius curves (radius 5' or less) expansion joint shall be used for the curb and gutter. Contraction joints shall be spaced at 2' on 2' centers.
6. Refer to Pavement Construction Details for Integral Vertical Curb and Concrete Pavement Typical Sections and Details.
7. Refer to Pavement Construction Details for Integral Vertical Curb and Concrete Pavement Typical Sections and Details.
8. For the end of the island top be a length of 2' back from the curb line shall be with the approach grade parallel.
9. All curb ramps shall be 6' in width, and be easy to use.
10. Expansion joints 4-6-Prem.Ex.Joints Contraction joints spaced 10' apart.
11. Expansion joints shall be placed in addition to those at end of mountable curbs.

CITY OF O'FALLON
ENGINEERING DEPARTMENT
O'FALLON, MISSOURI

PAVEMENT CONSTRUCTION DETAILS
JOINTS AND CURBS

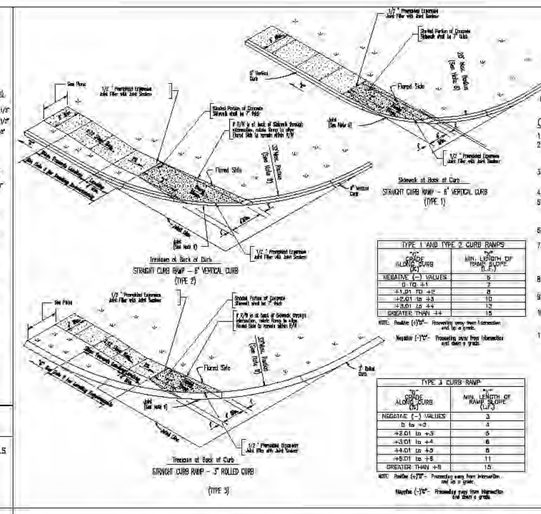

TYPE 1 AND TYPE 2 CURB RAMPS	
GRADE ALONG CURBS	MIN. LENGTH OF RAMP (L)
NEGATIVE (-) VALUES	
0 TO +1	5
+1.01 TO +2	8
+2.01 TO +3	10
+3.01 TO +4	12
POSITIVE (+) VALUES	
0 TO +1	15
+1.01 TO +2	20
+2.01 TO +3	25
+3.01 TO +4	30

NOTE: Positive (+)/(-) Primarily over two intersection and by a grade.

Negative (-)/(+) Primarily over two intersection and then a grade.

TYPE 3 CURB RAMP	
GRADE ALONG CURBS (+)	MIN. LENGTH OF RAMP (L) (+)
NEGATIVE (-) VALUES	
0 to +3	3
+3.01 to +5	4
+5.01 to +7	5
+7.01 to +9	6
+9.01 to +11	8
+11.01 to +13	9
+13.01 to +15	11
POSITIVE (+) VALUES	
0 TO +3	15
+3.01 TO +5	20
+5.01 TO +7	25
+7.01 TO +9	30
+9.01 TO +11	35
+11.01 TO +13	40
+13.01 TO +15	45

NOTE: Positive (+)/(-) Primarily over two intersection and by a grade.

Negative (-)/(+) Primarily over two intersection and then a grade.

GENERAL NOTES

1. Do not scale drawing. Follow dimensions.
2. Sidewalks and sidewalk curb ramps shall be constructed in accordance with these details and the current approved specifications with Americans with Disabilities Act Accessibility Guidelines (ADAAG).
3. Minimum sidewalk width along 6" vertical curb shall be 5 feet. Minimum sidewalk width along 3" rolled curb shall be 4 feet.
4. Maximum sidewalk cross slope 0.02"/ft.
5. All sidewalk sections shall be 6" thick, except where indicated as 7" thick by shaded portions shown on details.
6. Where curb ramp meets pavement, thickness will not be permitted.
7. If integral concrete curb is constructed, strike a dummy joint across bottom of ramp at curb line. If concrete curb is detached-on, block out pavement to provide full depth curb across ramp from outer point of curb taper to outer point of curb taper.
8. For pavement longitudinal and transverse joints and dowel and tie bar requirements and dimensions refer to the Pavement Construction Details for "Joints and Curbs".
9. For roadway cross slopes, pavement types, and thickness, refer to "Standard Typical Sections".
10. The intersection of two sidewalks or the intersection of a sidewalk and a driveway may serve as a wheelchair passing space on sidewalks less than 5 feet wide.
11. All curb ramps shall have a detectable warning complying with "Americans with Disabilities Act Accessibility Guidelines" (ADAAG).
12. All ramps must line up with the corresponding ramp on the other side of the street or intersection.
13. All truncated domes shall run parallel to the road that it's crossing.
14. Truncated warning domes shall not be stamped and will be a ADA approved product.

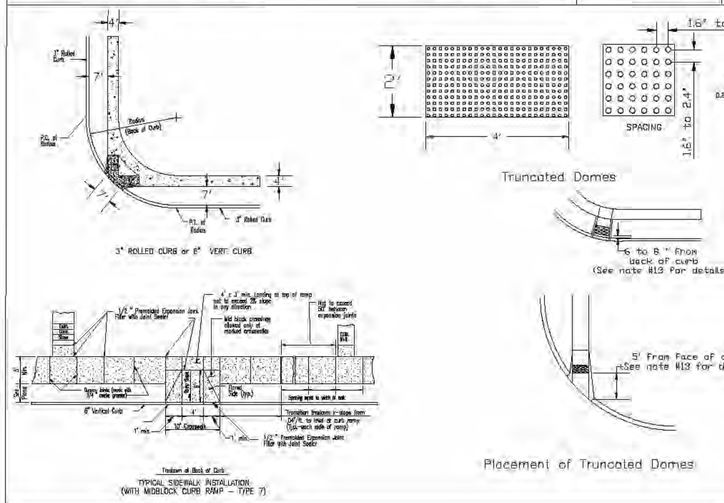

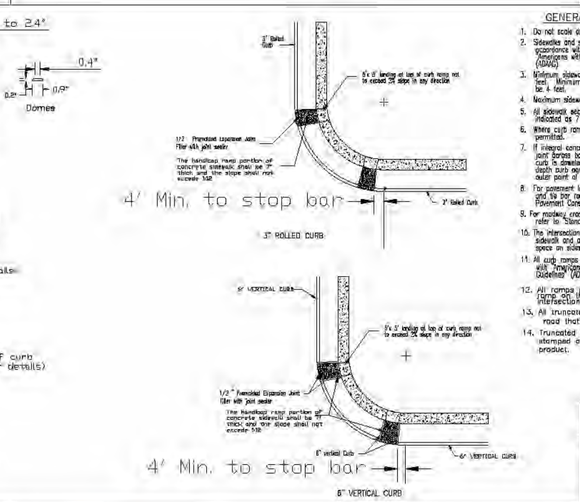

CITY OF O'FALLON
ENGINEERING DEPARTMENT
O'FALLON, MISSOURI

PAVEMENT CONSTRUCTION DETAILS
CONCRETE SIDEWALK AND CURB RAMPS

GENERAL NOTES

1. Do not scale drawing. Follow dimensions.
2. Sidewalk cross slope 0.02"/ft.
3. Sidewalk thickness increases to 8" on each side of Private Driveways and 7" on each side of Commercial Driveways for one section of sidewalk equal in length to the width of the sidewalk. See "Entrance Construction Details".
4. For sidewalk locations on Cul-De-Sacs see "Pavement Construction Details".
5. For longitudinal and transverse joints, dowel, and tie bar requirements and dimensions refer to the "Integral Curb Pavement Typical Sections and Details".
6. For roadway cross slopes, pavement types, and thickness, refer to "Standard Typical Section".

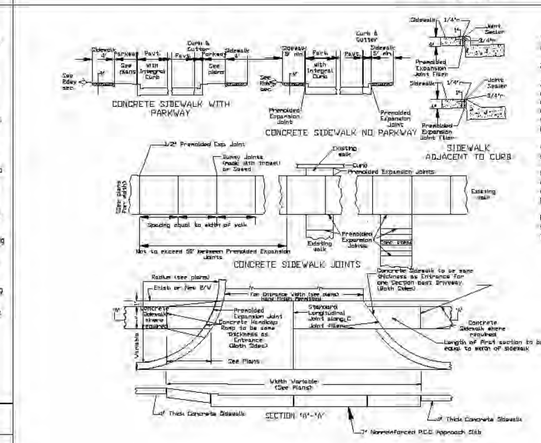

CITY OF O'FALLON
ENGINEERING DEPARTMENT
O'FALLON, MISSOURI

CONCRETE SIDEWALK THROUGH COMMERCIAL ENTRANCES

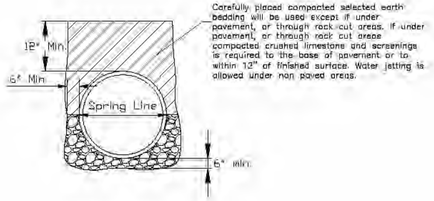

CITY OF O'FALLON
ENGINEERING DEPARTMENT
O'FALLON, MISSOURI

TRANCH DETAIL

FENCE DETAIL
OR APPROVED EQUAL

Revised	Comment
2/17/16	1ST SUB TO CITY
2/23/16	REV. PER CITY CHECK LIST
4/7/16	REV. PER CITY COMMENTS
5/12/16	REV. PER CITY COMMENTS
6/13/16	REV. PER CITY COMMENTS
7/7/16	REV. PER SEWER CONTRACTOR
10/3/16	3/4 ENTRANCE TO TOM GRINNINGER

Engineered By:
DOERING ENGINEERING Inc.
CIVIL ENGINEERING • PLANNING • SURVEYING
Missouri Office: 2200 Clarke Rd. St. Louis, Missouri 63139 Telephone: (314) 637-8015 Fax: (314) 968-1716

Seal

MARK A. DOERING
CIVIL ENGINEER E-23059
10/3/16
MO. EXPIRATION DATE: DECEMBER 31 2014
IL. EXPIRATION DATE: DECEMBER 31 2013
MO. CORPORATE LICENSE NO. 001347
IL. CORPORATE LICENSE NO. 184.003035

PLAZA TIRE
1000 N MAIN ST.
O'FALLON, MO 63366
DETAILS

Date: 2/17/16
Project Number: 15030
File Name: 15030CD
Drawn By: JAB
Check By: MAD
Sheet C10