







Luminaire Schedule					
Symbol	Qty	Label	Description	LLF	Lum. Watts
	11	B	BLED24N	0.950	23
	9	S1	RSX3 LED P4 40K R3	0.950	311.9213
	2	S1-G	RSX3 LED P4 40K R3 EGS	0.950	311.9213
	3	S2	RSX3 LED P4 40K R5	0.950	311.9213
	8	WM1	RSX1 LED P4 40K R3 WBA	0.950	133.1431
	8	WM2	RSX1 LED P4 40K R4 WBA	0.950	133.1431

Calculation Summary						
Label	Avg	Max	Min	Avg/Min	Max/Min	Units
Site	0.37	17.5	0.0	N.A.	N.A.	Fc
Around Building	2.03	5.3	0.1	20.30	53.00	Fc
Parking Lot	2.69	12.3	0.4	6.73	30.75	Fc
Past Property Line	0.01	0.8	0.0	N.A.	N.A.	Fc

These calculations are for estimation or informational purposes only. Actual light levels may vary due to reflectance, temperature, obstructions and other factors. HOLT ELECTRICAL SUPPLIES will not be held responsible for light levels that differ from what is shown on this or any layout provided. Consult with a professional engineer if a more detailed study is needed.

Lighting Notes

- FIXTURE HEIGHT SHOWN
- CALCS EVERY 15'
- FOOT CANDLE VALUES CALCULATED USING .95 LLF

#	Date	Comments

Drawn By: JMB
Date: 5/1/2019

Point West Properties
601 Pearl Drive
O'Fallon, MO 63376