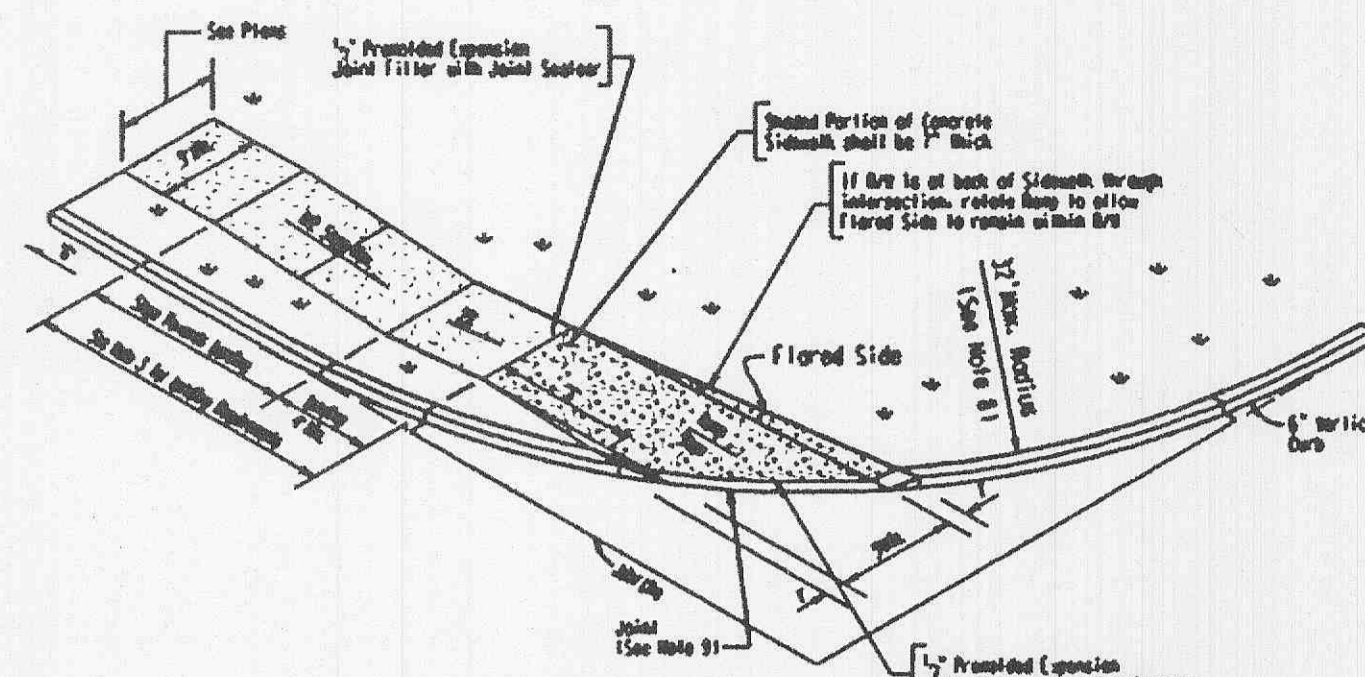
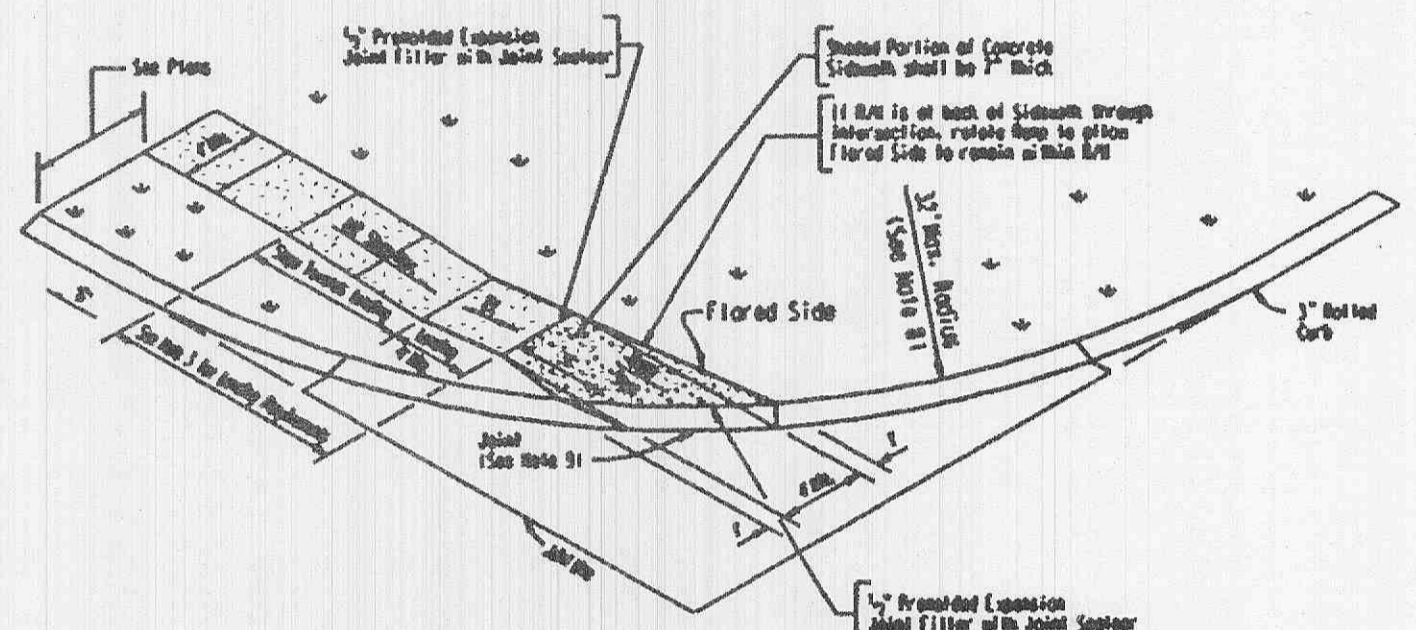


Sidewalk at Back of Curb  
STRAIGHT CURB RAMP - 6" VERTICAL CURB  
TYPE 11



Sidewalk at Back of Curb  
STRAIGHT CURB RAMP - 6" VERTICAL CURB  
TYPE 21



Sidewalk at Back of Curb  
STRAIGHT CURB RAMP - 3" ROLLED CURB  
TYPE 31

TYPE 1 AND TYPE 2 CURB RAMPS	
"G" GRADE ALONG CURB (%)	"X" MIN. LENGTH OF RAMP SLOPE (L.F.)
NEGATIVE (-) VALUES	6
0 TO +1	7
+1.01 TO +2	8
+2.01 TO +3	10
+3.01 TO +4	12
GREATER THAN +4	15

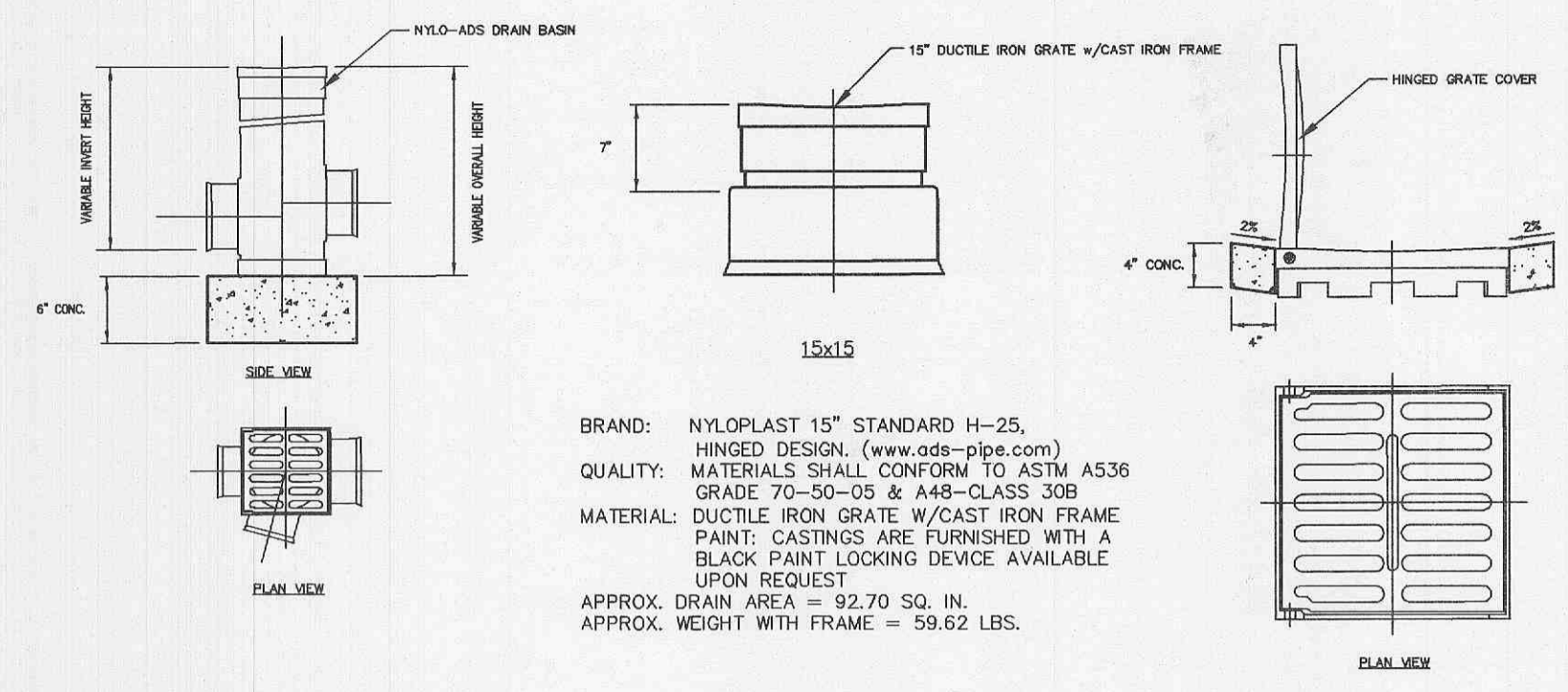
NOTE: Positive (+) "G" - Proceeding away from intersection and up a grade.  
Positive (-) "G" - Proceeding away from intersection and down a grade.

TYPE 3 CURB RAMP	
"G" GRADE ALONG CURB (%)	"X" MIN. LENGTH OF RAMP SLOPE (L.F.)
NEGATIVE (-) VALUES	3
0 TO +2	4
+2.01 TO +3	5
+3.01 TO +4	6
+4.01 TO +5	8
+5.01 TO +6	11
GREATER THAN +6	15

NOTE: Positive (+) "G" - Proceeding away from intersection and up a grade.  
Positive (-) "G" - Proceeding away from intersection and down a grade.

GENERAL NOTES

- Do not scale drawing. Follow dimensions.
- Sidewalks and sidewalk curb ramps shall be constructed in accordance with these details and the current approved American with Disabilities Act Accessibility Guidelines (ADAAG).
- Provide a landing at the top of each straight ramp when the Grade Along Curb (GAL) is greater than +3% and less than +4%. For other values of "G", including all negative (-) values, no landing is required.
- Minimum sidewalk width along 6" vertical curb shall be 5 feet. Minimum sidewalk width along 3" rolled curb shall be 4 feet.
- Maximum sidewalk cross slope 0.02'/ft.
- All sidewalk sections shall be 4" thick, except where indicated as 7" thick by shaded portions shown on details. All sidewalk sections and curb ramps, regardless of thickness, shall be paid for as concrete sidewalk.
- Where curb ramp meets pavement, but those will not be permitted.
- Construct a diagonal ramp when the maximum corner radius allowed for a straight ramp is exceeded.
- If monolithic concrete curb is constructed, strike a dummy joint across bottom of ramp at curb line. If concrete curb is dowel-on, block out pavement to provide full depth curb across ramp from outer point of curb taper to outer point of curb taper.
- For sidewalk locations on Cul-de-Sacs, refer to Pavement Construction Details.
- For pavement longitudinal and transverse joints and tie bar requirements and dimensions refer to the Pavement Construction Details for Joints and Curbs, Std. Det. C502-83.
- For roadway cross slopes, pavement types, and thicknesses, refer to standard typical section.



BRAND: NYLOPLAST 15" STANDARD H-25, HINGED DESIGN. (www.ods-pipe.com)  
 QUALITY: MATERIALS SHALL CONFORM TO ASTM A536 GRADE 70-50-05 & A48-CLASS 30B  
 MATERIAL: DUCTILE IRON GRATE W/CAST IRON FRAME  
 PAINT: CASTINGS ARE FURNISHED WITH A BLACK PAINT LOCKING DEVICE AVAILABLE UPON REQUEST  
 APPROX. DRAIN AREA = 92.70 SQ. IN.  
 APPROX. WEIGHT WITH FRAME = 59.62 LBS.


15" YARD DRAIN STRUCTURE AND LID DETAILS (N.T.S.)

SAINT LOUIS COUNTY  
 DEPARTMENT OF HIGHWAYS AND TRAFFIC  
 CLAYTON, MISSOURI  
 PAVEMENT CONSTRUCTION DETAILS  
**CONCRETE SIDEWALK  
 AND CURB RAMPS**  
 REVISION DATE: March 2, 1998 DRAWING  
 C608-10

NO.	REVISION
1	11/07/05

- ▲ 11/07/05 LOT C DRIVE, AMEREN
- ▲ 10/07/05 REVISED SIDEWALK
- ▲ 9/26/05 WATER DISTRICT COMMENTS
- ▲ 9/12/05 ARCHITECT COMMENTS
- ▲ 8/03/05 COORDINATION
- ▲ 7/19/05 REVISED PER DUCKETT CREEK'S COMMENTS DATED 7/16/05
- ▲ 7/13/05 REVISED PER DUCKETT CREEK'S COMMENTS DATED 7/8/05
- ▲ 6/27/05 REVISED PER CITY OF OTTAWA'S COMMENTS 5/22/05 & DUCKETT CREEK'S COMMENTS DATED 6/15/05
- ▲ 6/21/05 REVISED PER DUCKETT CREEK'S MARK-UP PLAN (ADD MH, REV. ALIGNMENT)
- ▲ 5/11/05 REVISED BANK'S DRIVEWAY FOR STACKING REQUIREMENT
- ▲ 5/5/05 REVISED PER CITY COMMENT LETTER DATED 4-6-05, DUCKETT CREEK COMMENTS (ALIGNMENT), MODOT(4-8-05)
- ▲ 3/17/05 REVISED PER CITY COMMENT LETTER DATED 2-24-05, PWSD NO. 2 (2-14-05), DUCKETT CREEK (2-15-05)

P&Z NOS: 9831.52.01



SITE IMPROVEMENT DETAILS  
 THE POINTE AT WINGHAVEN

**STOCK & ASSOCIATES**  
 Consulting Engineers, Inc.

257 Chesterfield Business Parkway  
 St. Louis, MO 63005  
 PH. (636) 530-9100  
 FAX (636) 530-9130  
 e-mail: general@stockassoc.com  
 Web: www.stockassoc.com

DRAWN BY: J.P.P. DATE: 2/04/05 CHECKED BY: G.M.S. DATE: 2/04/05 DATE: JOB NUMBER: 204-3385 SHEET: C9.1 of 13