

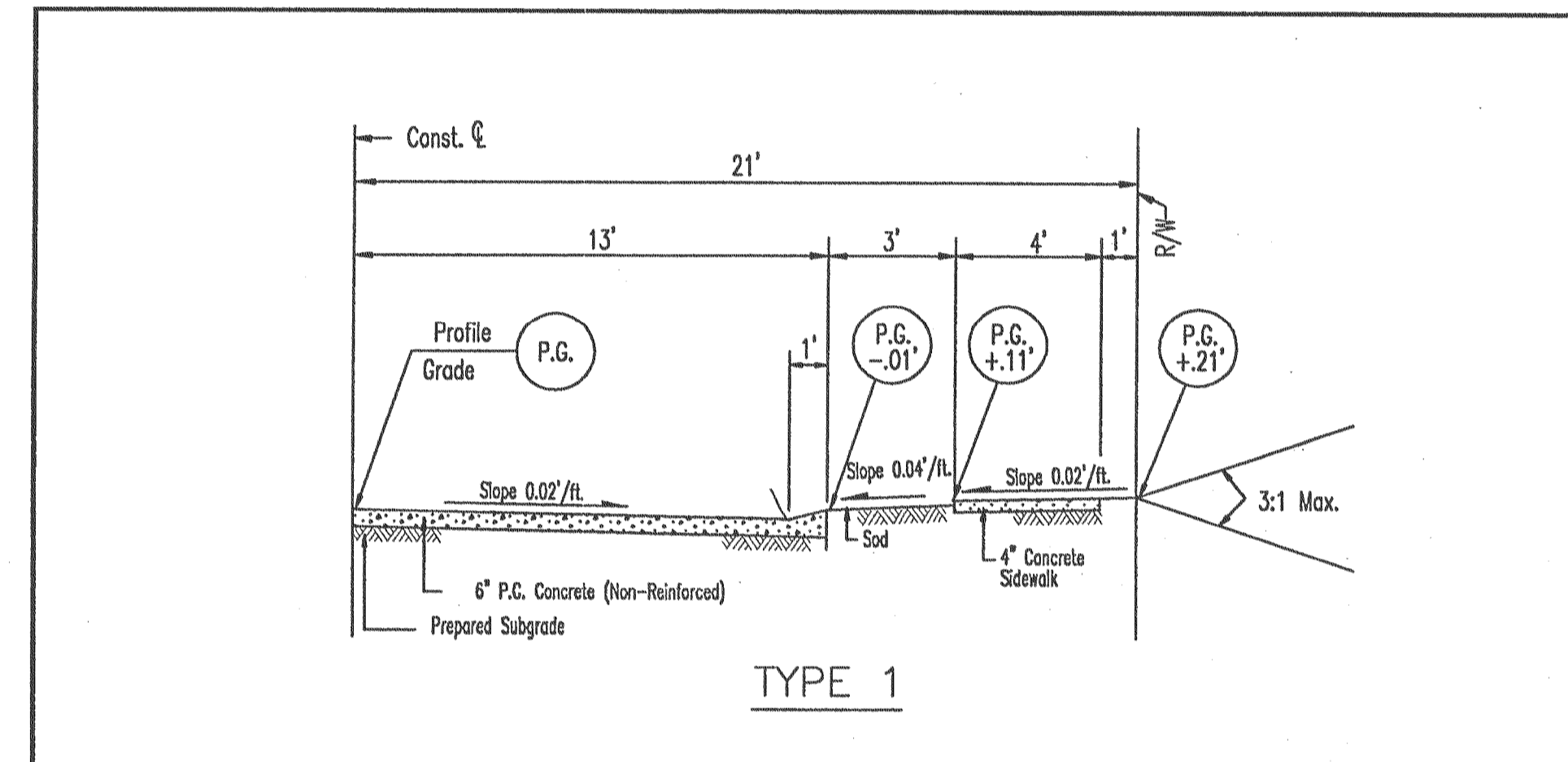
REVISIONS

DATE	DESCRIPTION
4/29/06	OWNER/COUNTY COMMENTS
5/18/06	ST. CHARLES COUNTY REVIEW COMMENTS
6/2/06	OWNER/COUNTY COMMENTS
6/27/06	COUNTY COMMENTS

DEVELOPER/OWNER:
THE JONES COMPANY HOMES, L.L.C.
16640 CHESTERFIELD GROVE, SUITE 180
CHESTERFIELD, MO 63005
PHONE: (636) 637-7192


ST. CHARLES COUNTY
HIGHWAY DEPARTMENT
ST. CHARLES, MISSOURI
PAVEMENT CONSTRUCTION DETAILS
Integral Curb Detail "B" of Driveway

DATE: JUN 21, 2006 DRAWING: C203.08



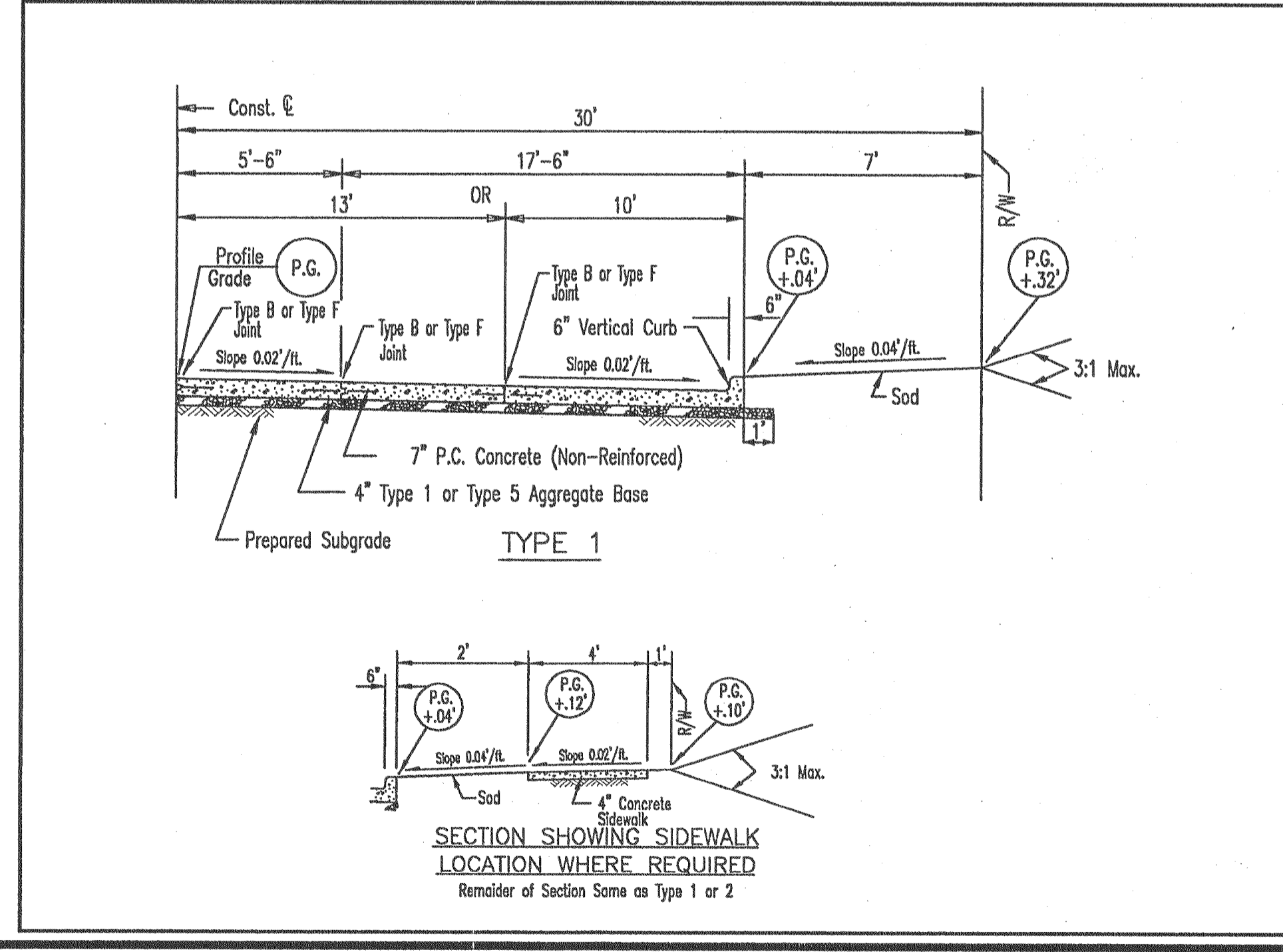
GENERAL NOTES:

- Do not scale drawing. Follow dimensions.
- Sections shown are symmetric about construction centerline.
- For longitudinal and transverse joints, dowel and tie bar requirements and curb dimensions refer to the Pavement Construction Details for Joints and Curbs, Std. Dwg. C502.03.
- All necessary pavement markings shall be as required by Saint Charles County.
- Sections shown may not apply at intersections.
- Sidewalk thickness increases to 6" at Residential Driveways. See Entrance Construction Details.
- Easements when required shall be established as a Permanent Roadway Improvement, Maintenance, Utility, Sewer and Sidewalk Easement and dedicated to Saint Charles County.



GENERAL NOTES:

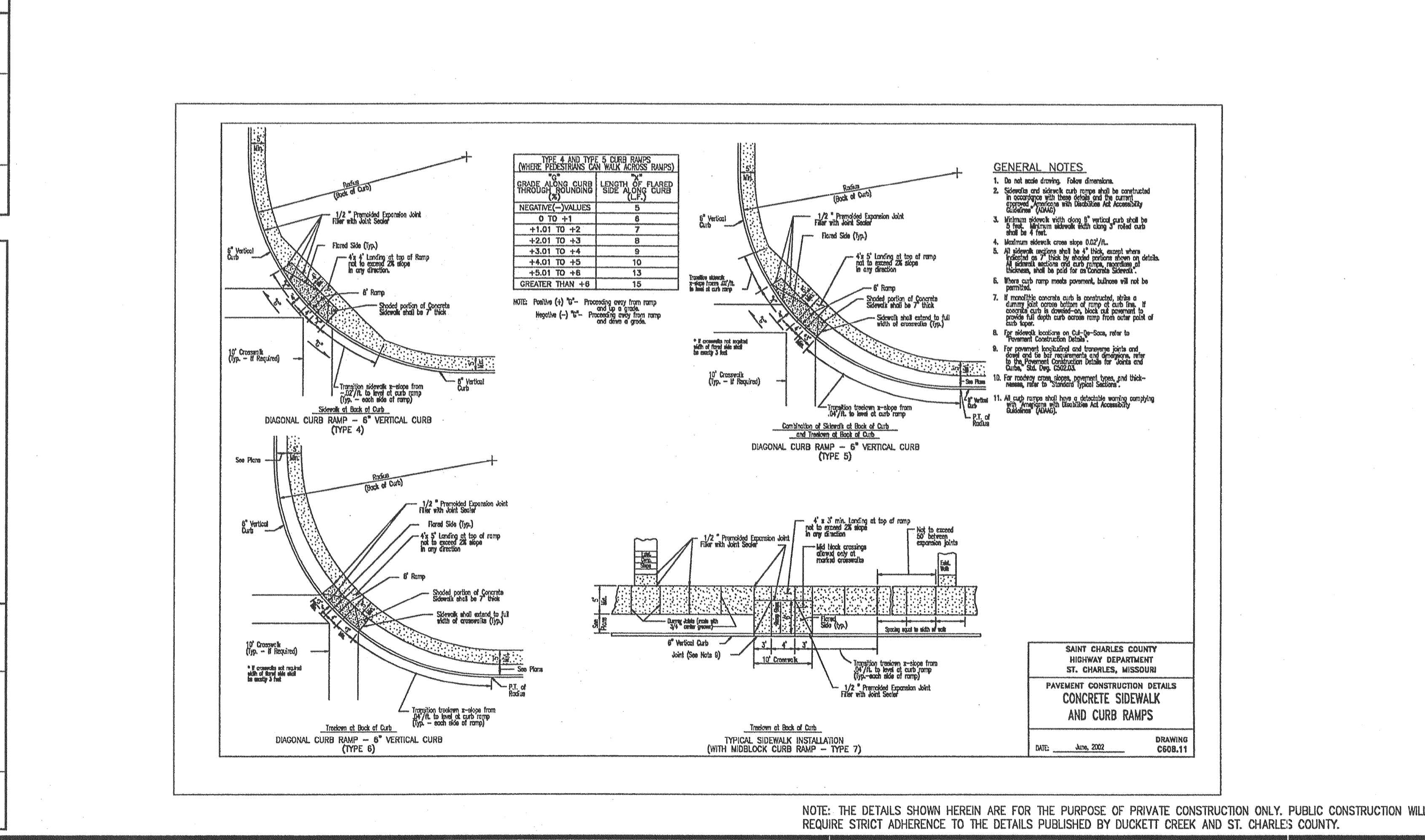
- Do not scale drawing. Follow dimensions.
- Sections shown are symmetric about construction centerline.
- For longitudinal and transverse joints, dowel and tie bar requirements and curb dimensions refer to the Pavement Construction Details for Joints and Curbs, Std. Dwg. C502.03.
- All necessary pavement markings shall be as required by Saint Charles County.
- Sections shown may not apply at intersections.
- Sidewalk thickness increases to 7" at Commercial Driveways. See Entrance Construction Details.
- Additional pavement thickness, reinforcement and/or base is required for heavy vehicular usage or high traffic volume.
- Easements when required shall be established as a Permanent Roadway Improvement, Maintenance, Utility, Sewer and Sidewalk Easement and dedicated to Saint Charles County.



GENERAL NOTES:

- Do not scale drawing. Follow dimensions.
- Sections shown are symmetric about construction centerline.
- For longitudinal and transverse joints, dowel and tie bar requirements and curb dimensions refer to the Pavement Construction Details for Joints and Curbs, Std. Dwg. C502.03.
- All necessary pavement markings shall be as required by Saint Charles County.
- Sections shown may not apply at intersections.
- Sidewalk thickness increases to 7" at Commercial Driveways. See Entrance Construction Details.
- Additional pavement thickness, reinforcement and/or base is required for heavy vehicular usage or high traffic volume.
- Easements when required shall be established as a Permanent Roadway Improvement, Maintenance, Utility, Sewer and Sidewalk Easement and dedicated to Saint Charles County.

SAINT CHARLES COUNTY
HIGHWAY DEPARTMENT
ST. CHARLES, MISSOURI
STANDARD TYPICAL SECTION
NON-RESIDENTIAL
60' R/W 46' PAVT.
DATE: June, 2002 DRAWING: C203.11



RECEIVED
JUN 22 2006
ST. CHARLES COUNTY
COMMUNITY DEVELOPMENT DEPT.
DEVELOPMENT REVIEW DIVISION

PRESTON WOODS - PHASE I
IMPROVEMENT PLANS
RHODES LANE
ST. CHARLES, MO. 63366
SITE DETAILS

planning • engineering • surveying • landscape architecture
Cole and Associates
INCORPORATED
10777 sunset office dr. suite 10
saint louis, missouri 63127
p. 314.964.9887 f. 314.964.0587

DESIGNED BY: JKW
DRAWN BY: BJ
CHECKED BY: JFH
DATE: 2/2/06
Job Number: 05-340
Sheet Number: C10.11