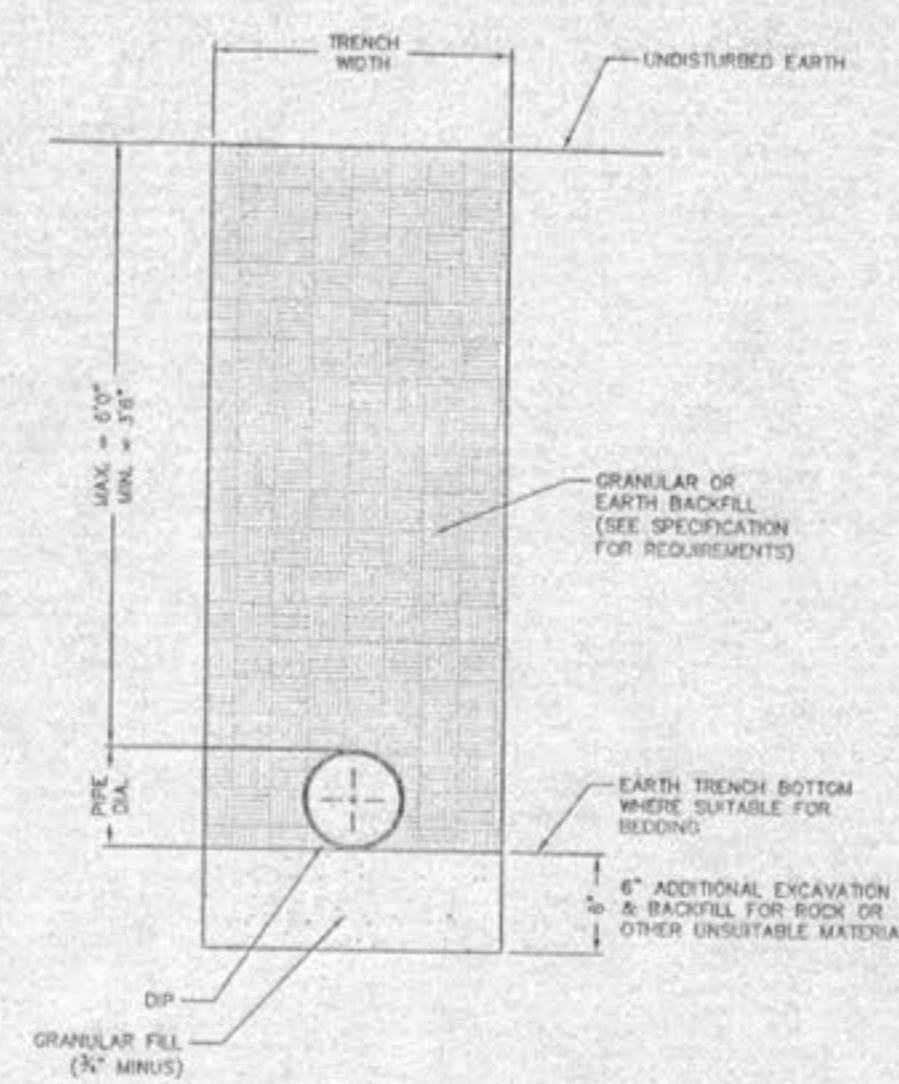
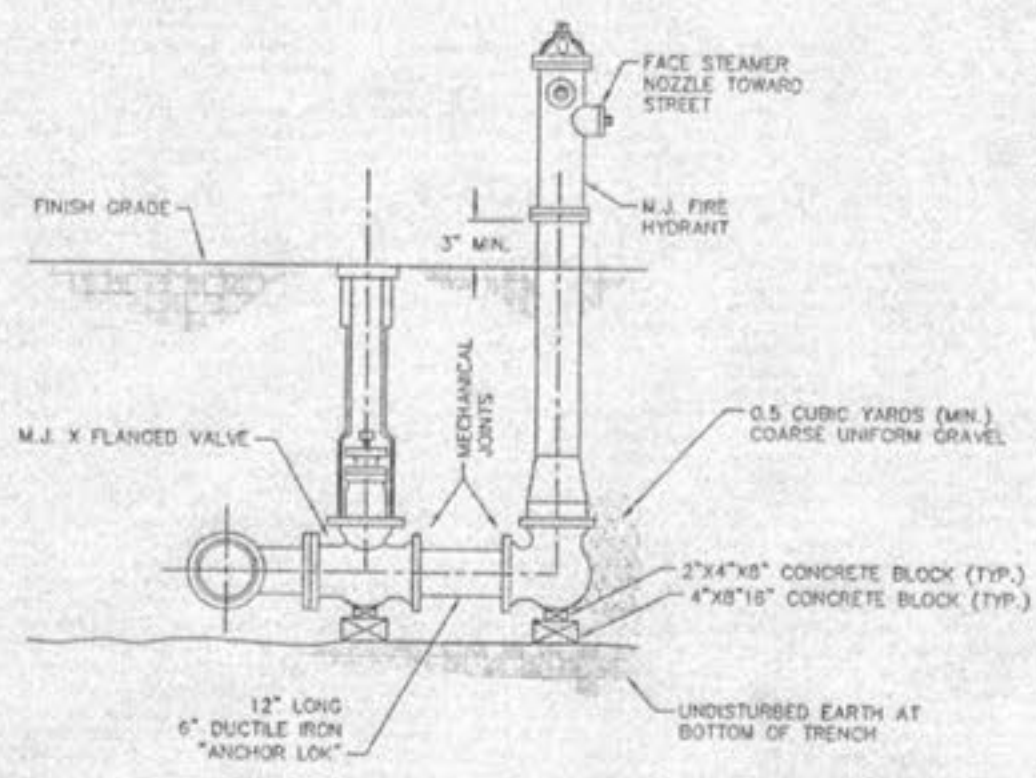
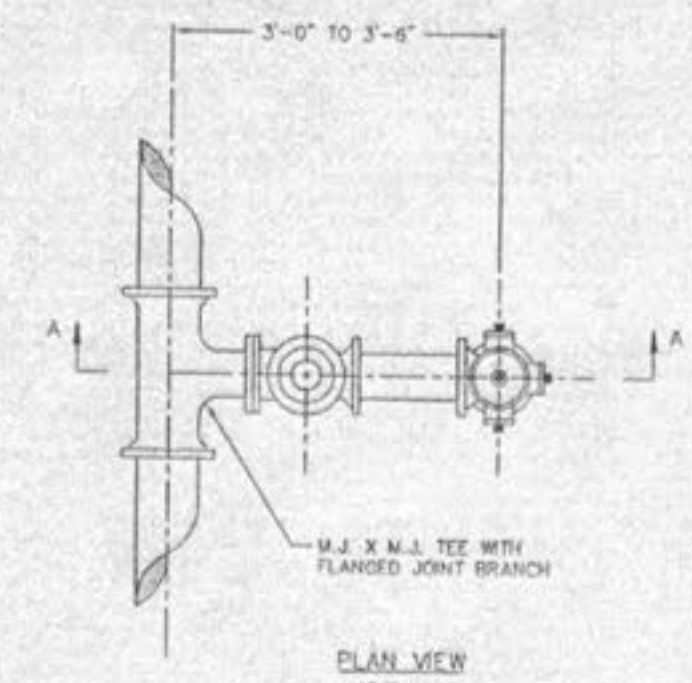


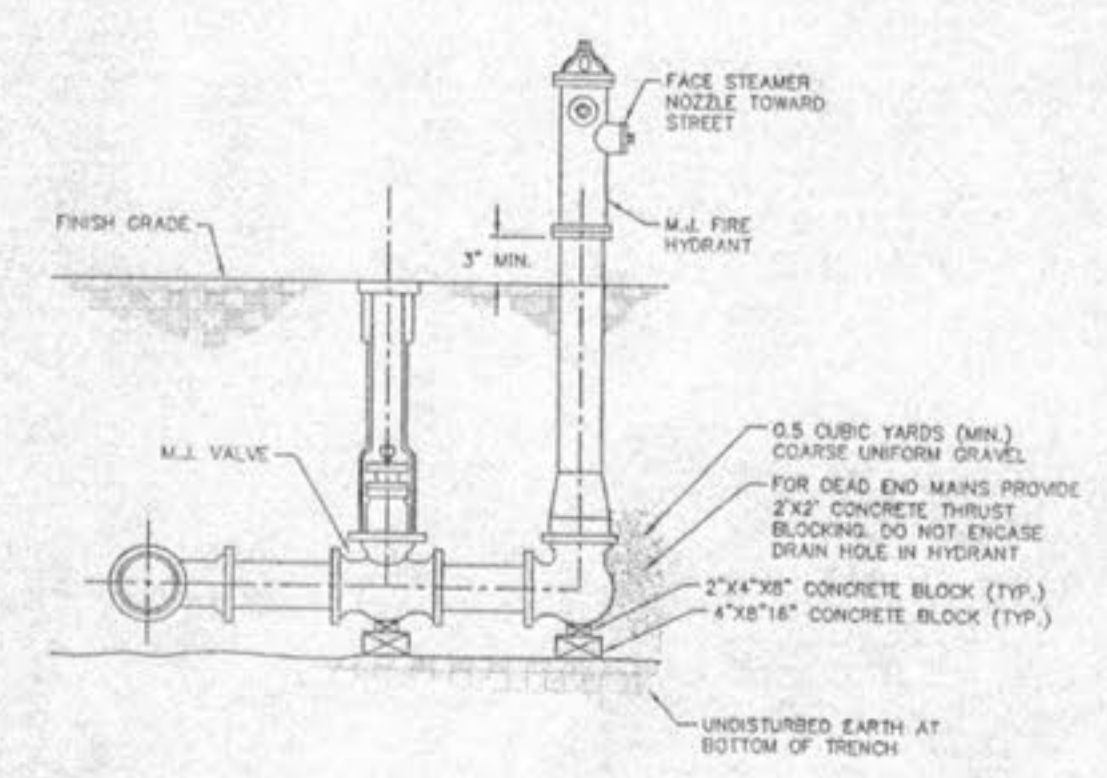
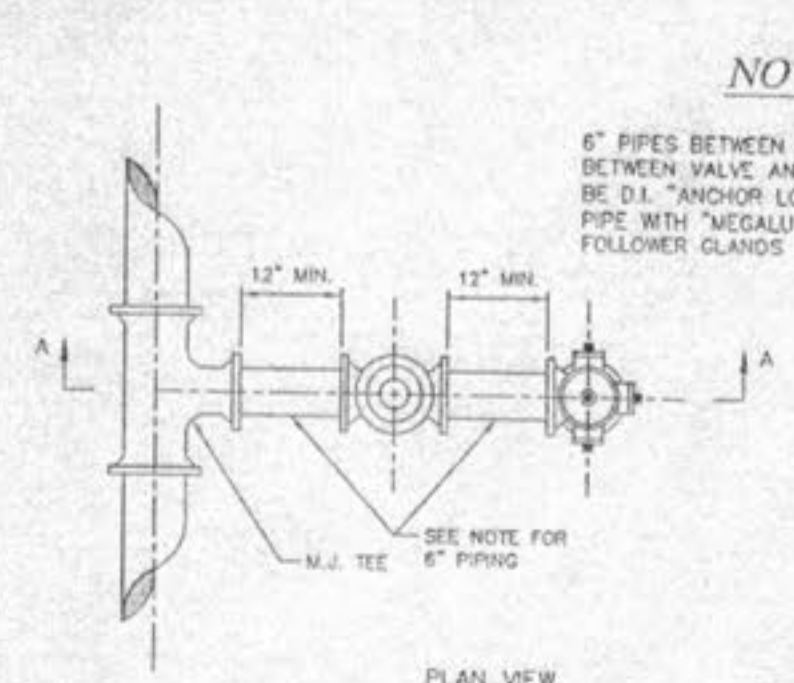
**NOTES**  
SEE SPECIFICATIONS FOR ADDITIONAL DETAILS FOR BEDDING AND BACKFILL.  
**TYPICAL TRENCH SECTION FOR PVC PIPE**  
NOT TO SCALE  
**DETAIL "A"**  
PAGE 1 OF 2



**NOTES**  
SEE SPECIFICATIONS FOR ADDITIONAL DETAILS FOR BEDDING AND BACKFILL.  
**TYPICAL TRENCH SECTION FOR DUCTILE IRON PIPE**  
NOT TO SCALE  
**DETAIL "A"**  
PAGE 2 OF 2



**STANDARD FIRE HYDRANT DETAIL**  
**DETAIL "B"**  
SHEET 1 OF 3




**OPTIONAL FIRE HYDRANT DETAIL**  
**DETAIL "B"**  
SHEET 2 OF 3

**NOTES**

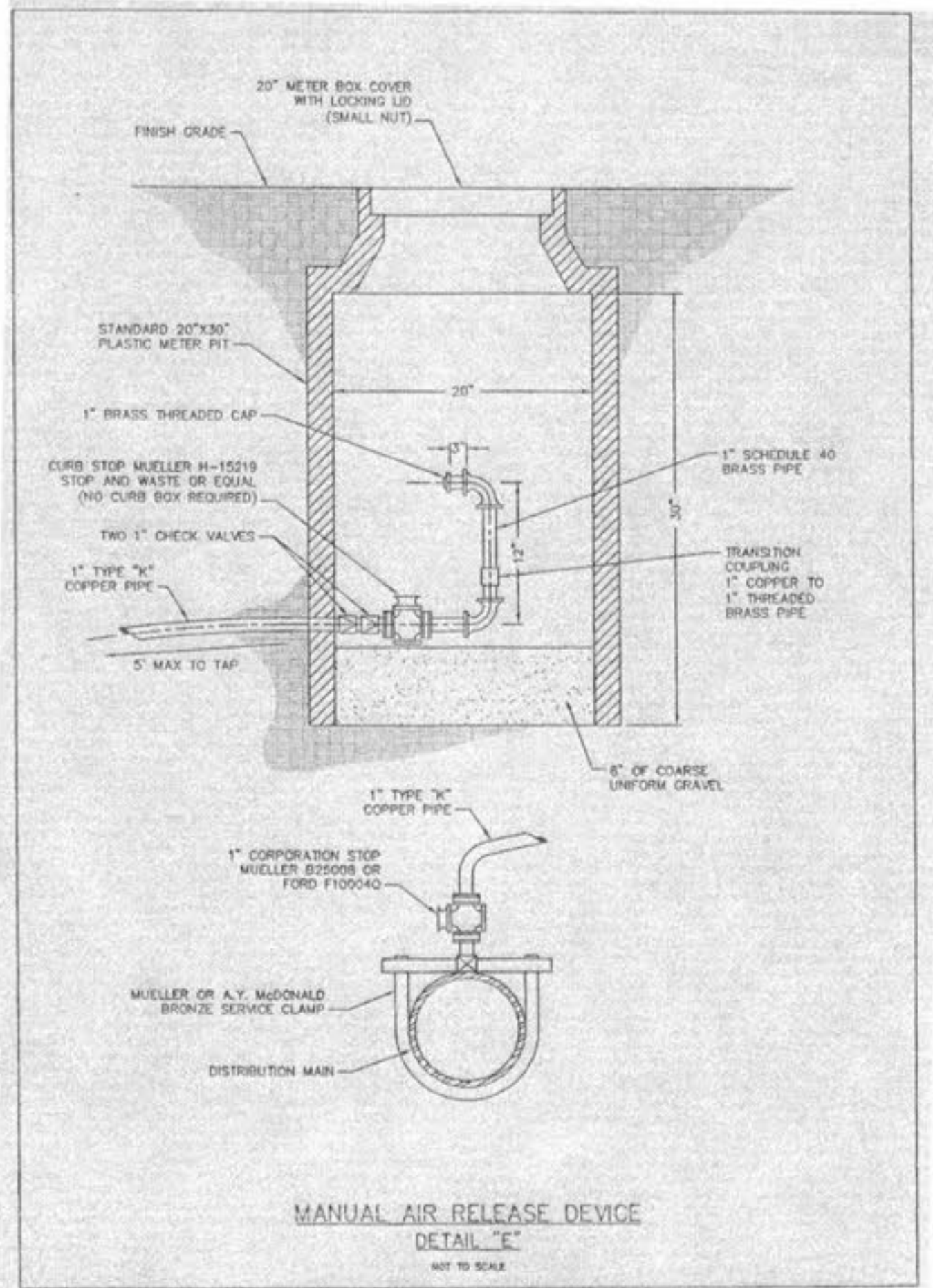
6" PIPES BETWEEN TEE AND VALVE AND BETWEEN VALVE AND FIRE HYDRANT SHALL BE D.I. "ANCHOR LOCKS" OR DUCTILE IRON PIPE WITH "MEGALUG" RESTRAINER FOLLOWER GLANDS ON ALL M.J. JOINTS.

DATE	BY	REVISIONS
8/24/07	AW	OWNER/PW/SHZ/DLOCKETT CREEK
9/14/07	AW	OWNER COMMENTS
9/14/07	AW	OWNER COMMENTS
10/12/07	AW	CITY OF FALLON COMMENTS
10/12/07	AW	CITY OF FALLON COMMENTS
10/23/07	AW	CITY OF FALLON COMMENTS

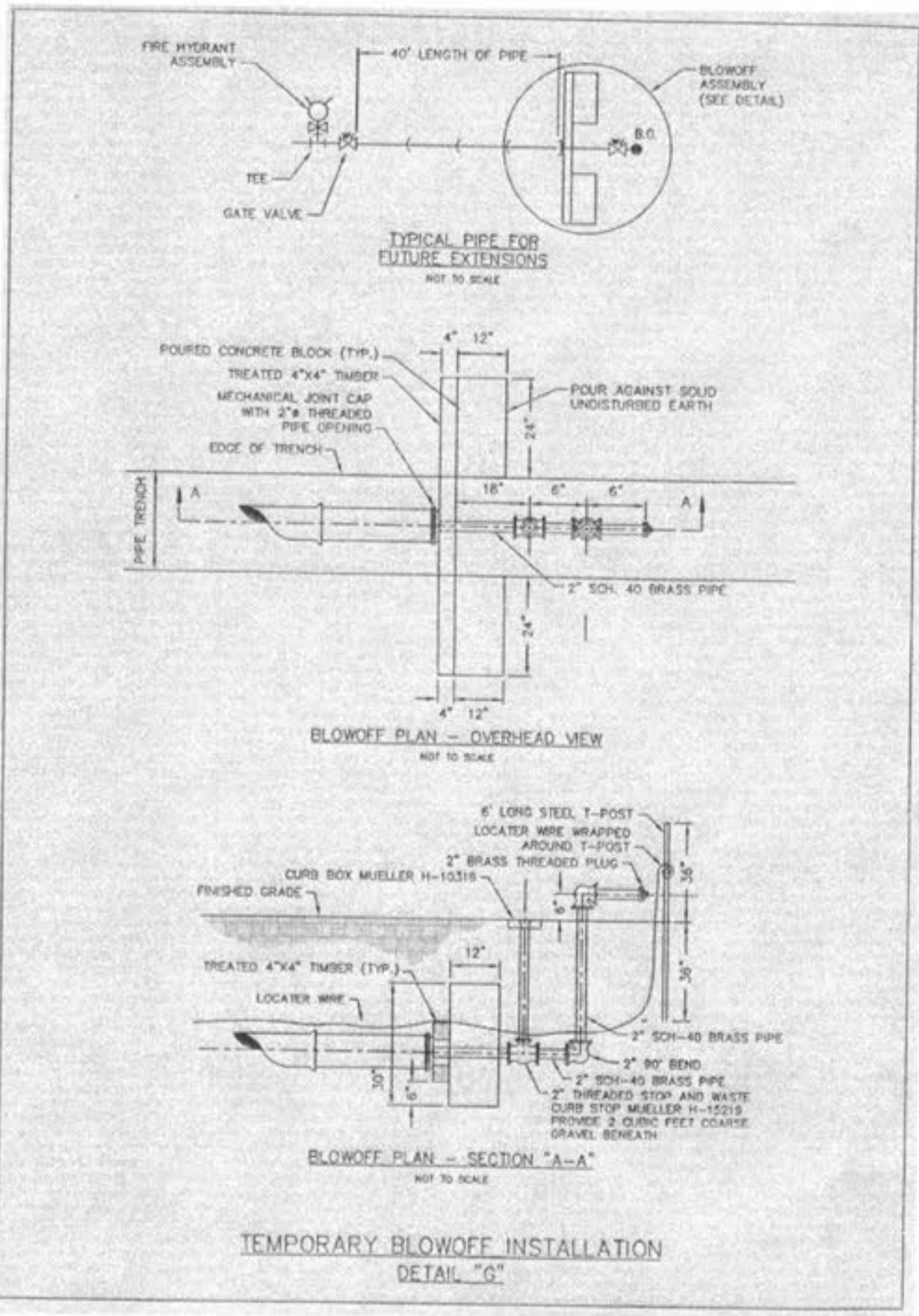
DEVELOPER/OWNER:  
**THE JONES COMPANY HOMES, L.L.C.**  
16640 CHESTERFIELD GROVE SUITE 200  
CHESTERFIELD, MO 63005  
PHONE: (636) 637-7192



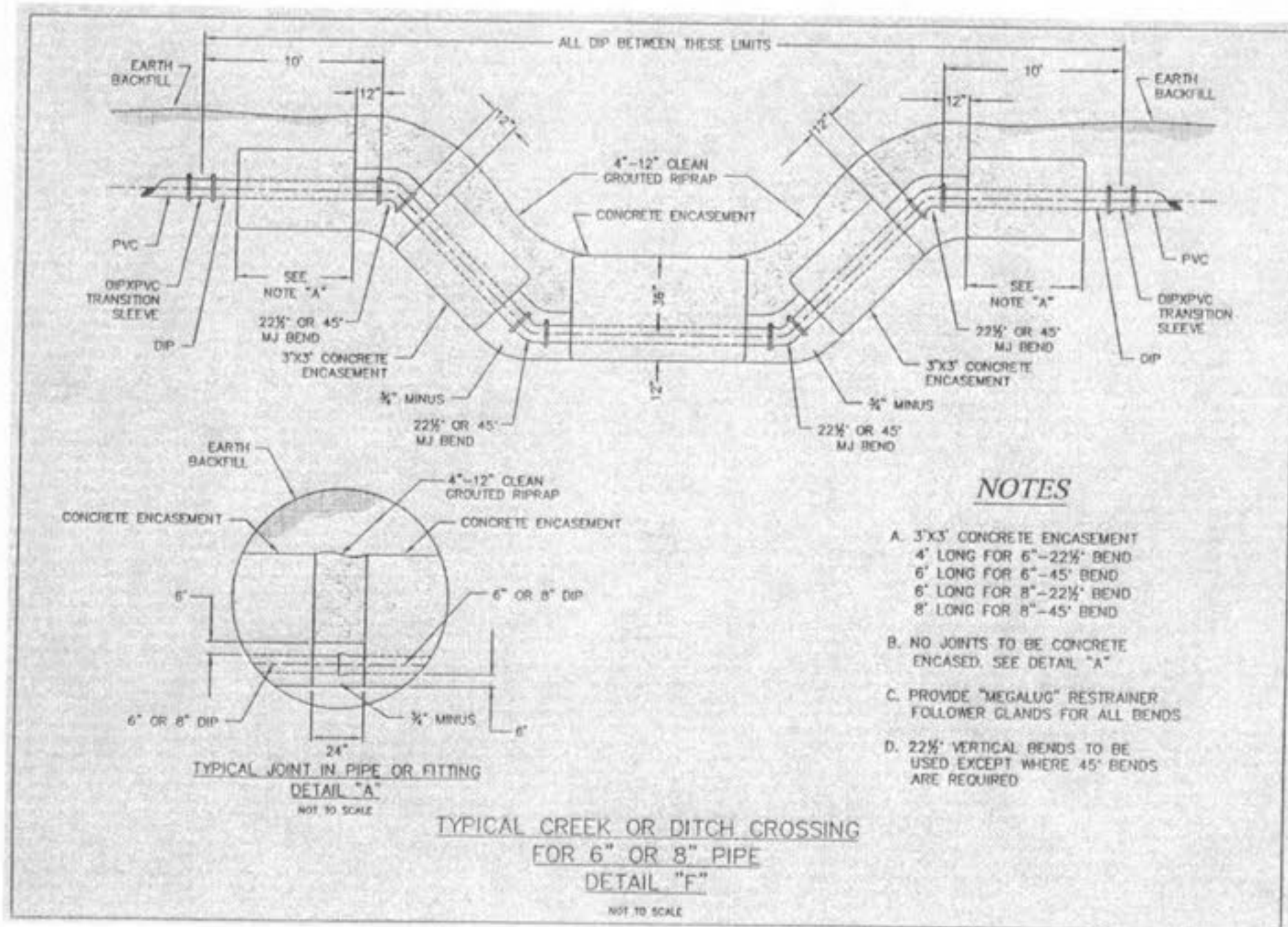
**FIRE HYDRANT LOCATION**  
NOT TO SCALE  
**LOCATION FIRE HYDRANT DETAIL**  
**DETAIL "B"**  
SHEET 3 OF 3



**MANUAL AIR RELEASE DEVICE**  
**DETAIL "C"**  
NOT TO SCALE



**TEMPORARY BLOWOFF INSTALLATION**  
**DETAIL "G"**  
NOT TO SCALE



**NOTES**  
A. 3'x3' CONCRETE ENCASUREMENT  
4' LONG FOR 6"-22 1/2" BEND  
6' LONG FOR 6"-45" BEND  
6' LONG FOR 8"-22 1/2" BEND  
8' LONG FOR 8"-45" BEND  
B. NO JOINTS TO BE CONCRETE ENCASED. SEE DETAIL "A"  
C. PROVIDE "MEGALUG" RESTRAINER FOLLOWER GLANDS FOR ALL BENDS  
D. 22 1/2" VERTICAL BENDS TO BE USED EXCEPT WHERE 45" BENDS ARE REQUIRED

**TYPICAL CREEK OR DITCH CROSSING FOR 6" OR 8" PIPE**  
**DETAIL "F"**  
NOT TO SCALE

USER: kwright TAB: WATER DETAIL 10.12  
DATE: Oct 23, 2007 - 12:14pm  
DRAWING: S:\08052007\07-0041\007-0041.dwg IMPROVEMENT PLANS PHASE 2\0\_PLAN\_C10.12\_DETAILS.dwg

**PRESTON WOODS - PHASE II**  
IMPROVEMENT PLANS  
PRESTON WOODS LANE  
O'FALLON, MO. 63366  
**WATER DETAILS**

planning • engineering • surveying • landscape architecture  
**Cole and Associates**  
INCORPORATED  
10777 sunset office dr.  
saint louis, missouri 63127  
p: 314 984 9887 f: 314 984 0587

DESIGNED BY: JKW  
DRAWN BY: KDK  
CHECKED BY: JFH  
DATE: 6/14/07  
Job Number: 07-0041  
Sheet Number: C10.12