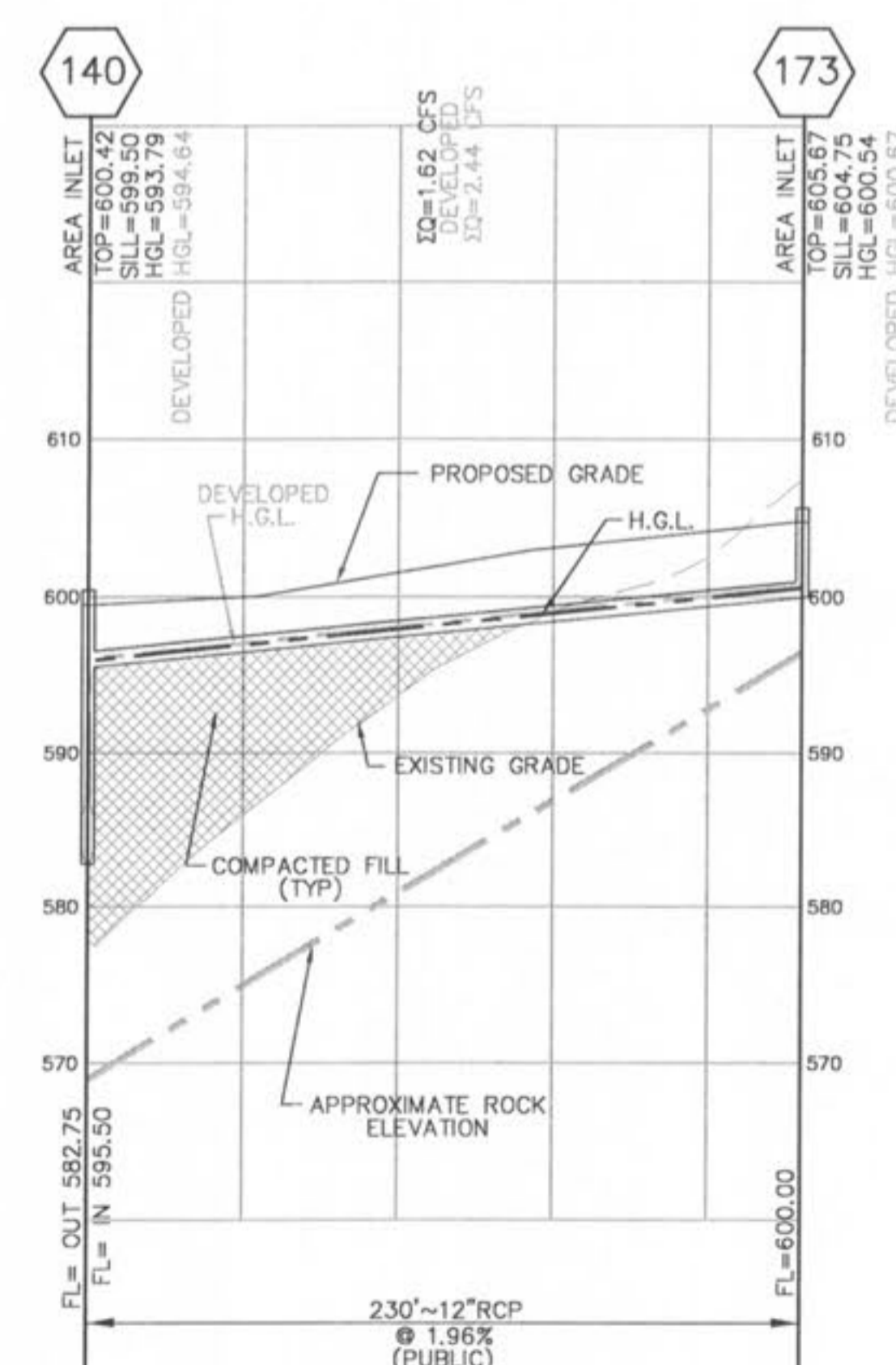
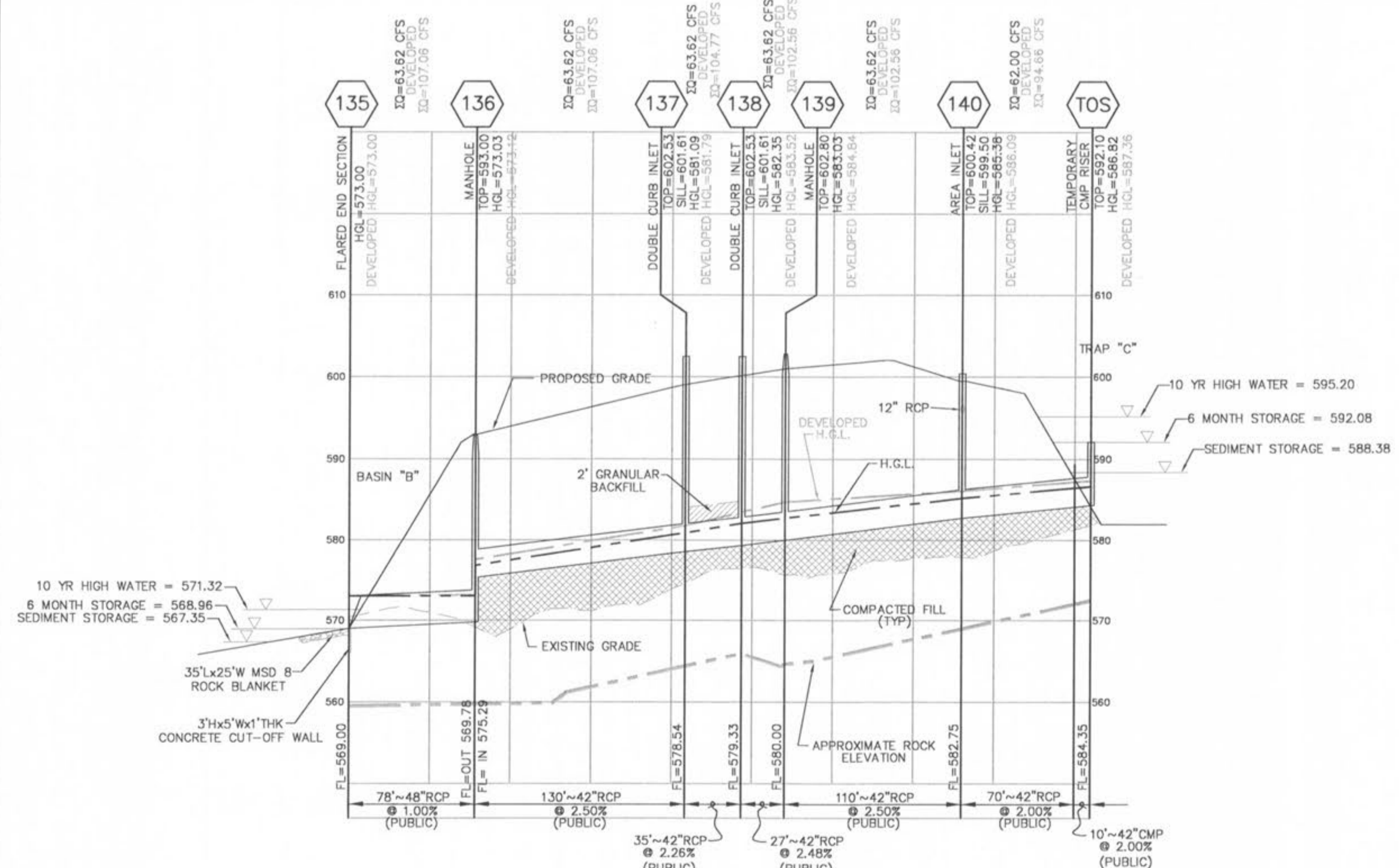
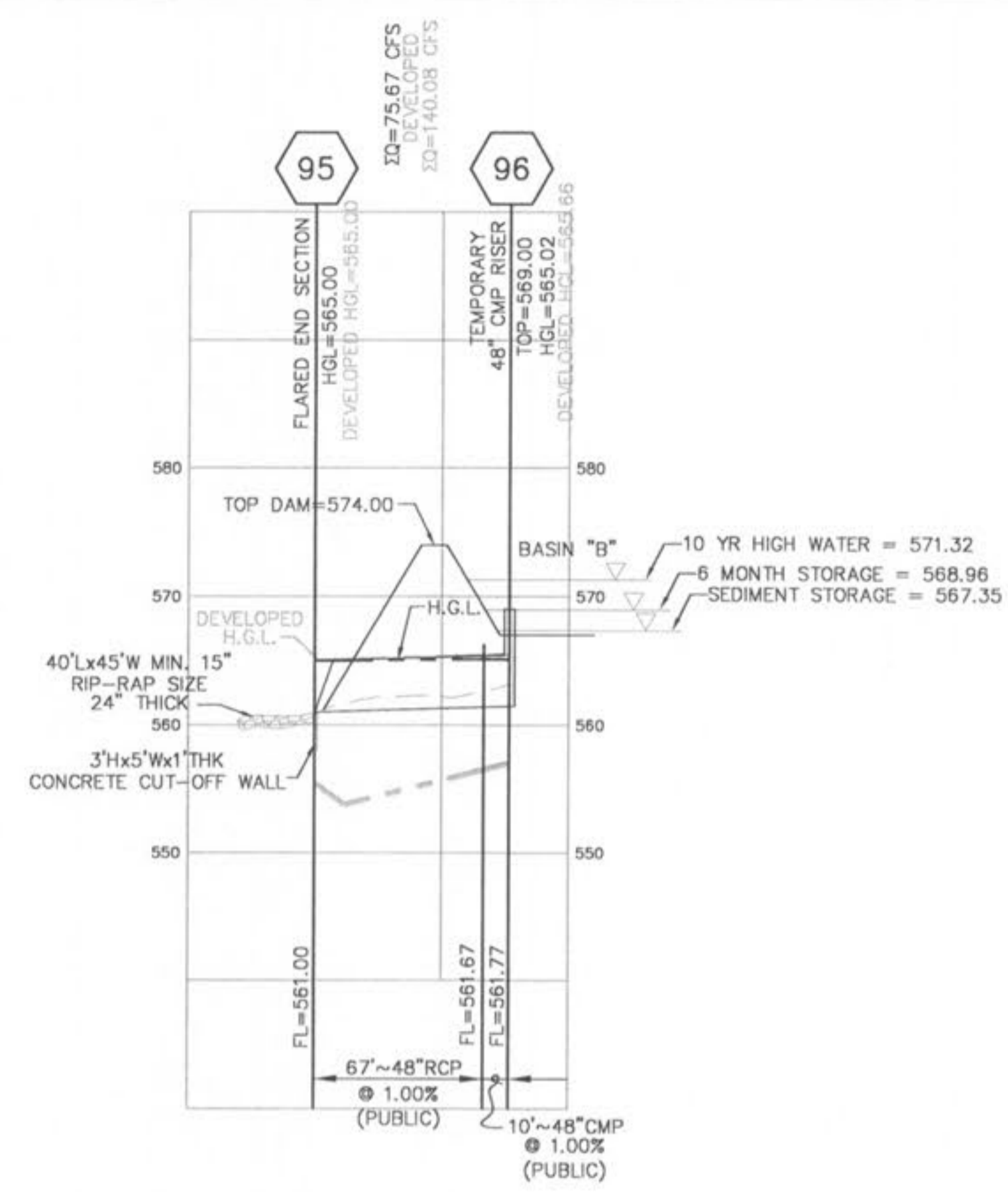
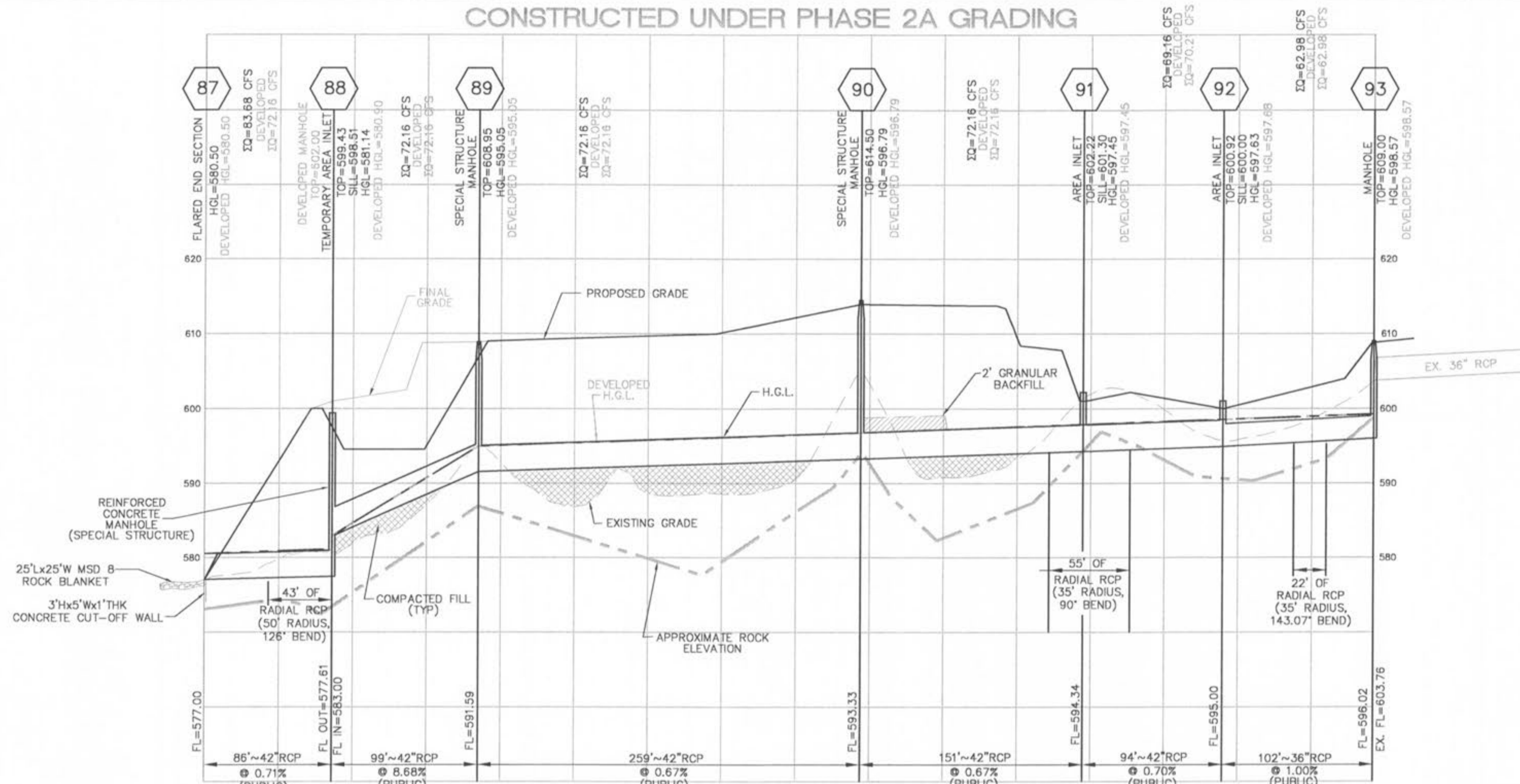


CONSTRUCTED UNDER PHASE 2A GRADING



NOTE: CONCRETE PIPE JOINTS SHALL BE MSD TYPE "A" APPROVED COMPRESSION-TYPE JOINTS AND SHALL CONFORM TO THE REQUIREMENTS OF THE SPECIFICATIONS FOR JOINTS FOR CIRCULAR CONCRETE SEWER AND CULVERT PIPE, USING FLEXIBLE, WATER-TIGHT, RUBBER-TYPE GASKETS ASTM C443. BAND-TYPE GASKETS DEPENDING ENTIRELY ON CEMENT FOR ADHESION AND RESISTANCE TO DISPLACEMENT DURING JOINTING SHALL NOT BE USED.

ALL STORM SEWER PIPES SHALL BE REINFORCED CONCRETE PIPE, CLASS II MINIMUM. ANY CONCRETE PIPE, CONDUIT, OR CULVERT BENEATH A STREET RIGHT-OF-WAY OR WITH REASONABLE PROBABILITY OF BEING SO LOCATED SHALL BE A MINIMUM OF CLASS III, BUT ALSO SHALL ACCOUNT FOR ALL VERTICAL LOADS. IN NO CASE SHALL THE DESIGN PROVIDE FOR LESS THAN HS-20 LOADING PER AASHTO. FOR OTHER LOCATIONS, THE MINIMUM DESIGN LIVE LOAD SHALL BE THE HS-10 LOADING.

STORM SEWER PIPES WHICH CROSS OVER EXISTING OR PROPOSED SANITARY SEWER TRENCHES SHALL BE CRADLED IN CONCRETE THROUGH THE FULL WIDTH OF THE SANITARY SEWER TRENCH. THE TRENCH SHALL BE BACKFILLED AND COMPACTED WITH GRANULAR FILL TO THE BOTTOM OF THE CONCRETE CRADLE.

IF THE STORM AND SANITARY SEWERS ARE PARALLEL AND IN THE SAME TRENCH OR OVER-DIG, THE UPPER PIPE SHALL BE PLACED ON A SHELF AND THE LOWER PIPE SHALL BE BEDDED IN COMPACTED GRANULAR FILL TO THE FLOWLINE OF THE UPPER PIPE.

BRICK SHALL NOT BE USED IN THE CONSTRUCTION OF STORM SEWER STRUCTURES

ALL CONCRETE PIPES WILL BE INSTALLED WITH O-RING RUBBER TYPE GASKETS

CONNECTIONS AT ALL STORM SEWER STRUCTURES TO BE MADE WITH A-LOK JOINT OR EQUAL.

SCALE: 1" = 50' HORIZ.
1" = 10' VERT.

| | |
|--|---------|
| REVISIONS DATE: 9/27/07 BY: JKW DESCRIPTION: CITY COMMENTS DATE: 9/27/07 BY: JKW DESCRIPTION: CITY COMMENTS DATE: 9/28/07 BY: JKW DESCRIPTION: CITY COMMENTS | |
| DEVELOPER/OWNER: THE JONES COMPANY HOMES, L.L.C. 16640 CHESTERFIELD GROVE, SUITE 200 CHESTERFIELD, MO 63005 PHONE: (636) 537-7192 | |
| SEAL: | |
| PRESTON WOODS - PHASE II REVISAL MASS GRADING PLANS + PARTIAL STORM SEWER ST. CHARLES, MO. 63366 | |
| STORM PROFILES | |
| planning • engineering • surveying • landscape architecture Gole and ASSOCIATES INCORPORATED 10777 sunset office dr. saint louis, missouri 63127 p. 314 964 9887 f. 314 964 0587 | |
| DESIGNED BY | JKW |
| DRAWN BY | JKW |
| CHECKED BY | JFH |
| DATE | 8/13/07 |
| Job Number | 07-0041 |
| Sheet Number | G5.0 |

USER: jkison TAB: 05.0 3:44pm
DATE: Sep 26, 2007
DRAWING: S:\085\0852007\07-0041\07-0041\MASS GRADING PLANS PHASE 2B\SD_PLAN_05.0 PROFILES.dwg