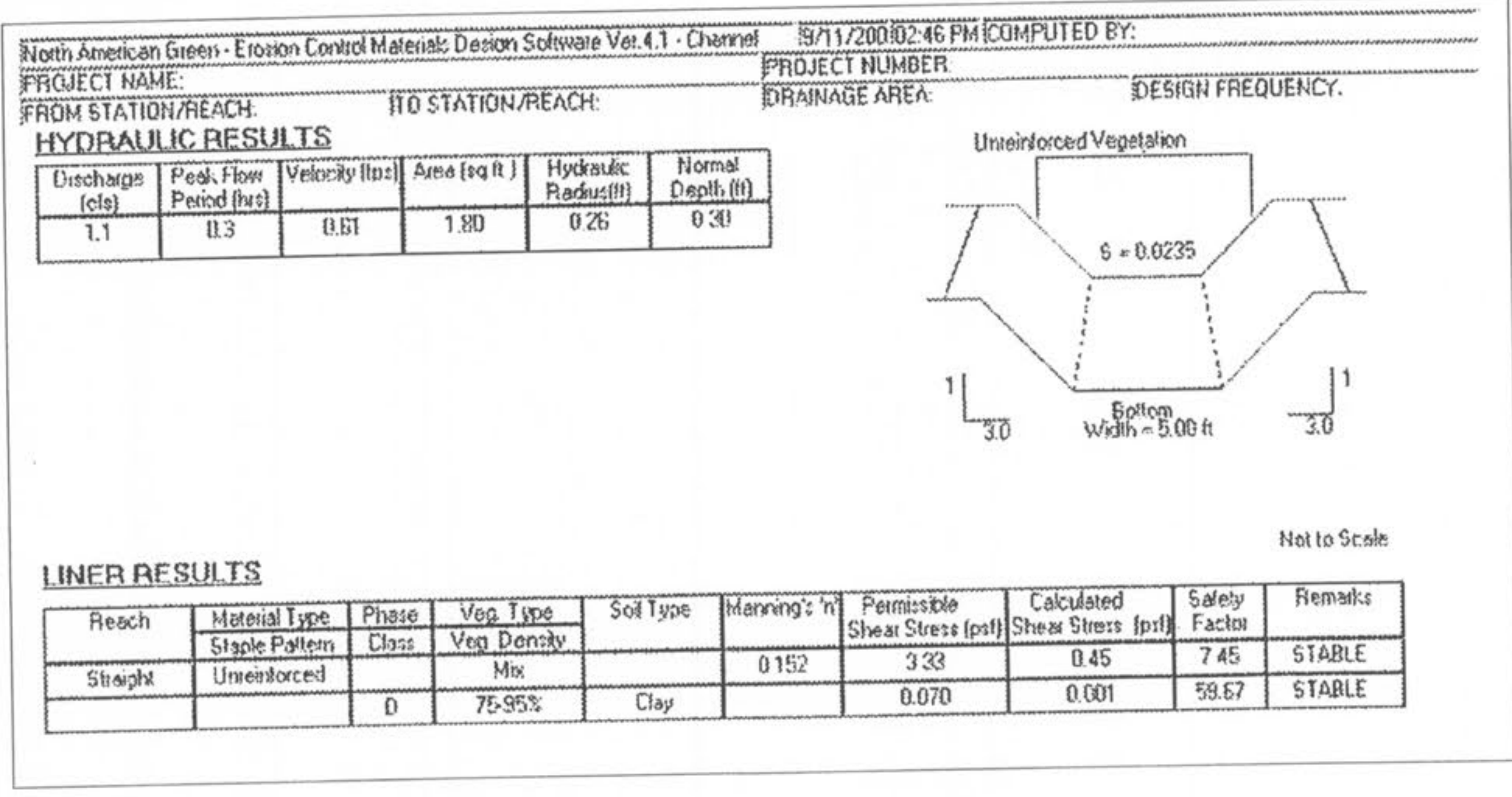


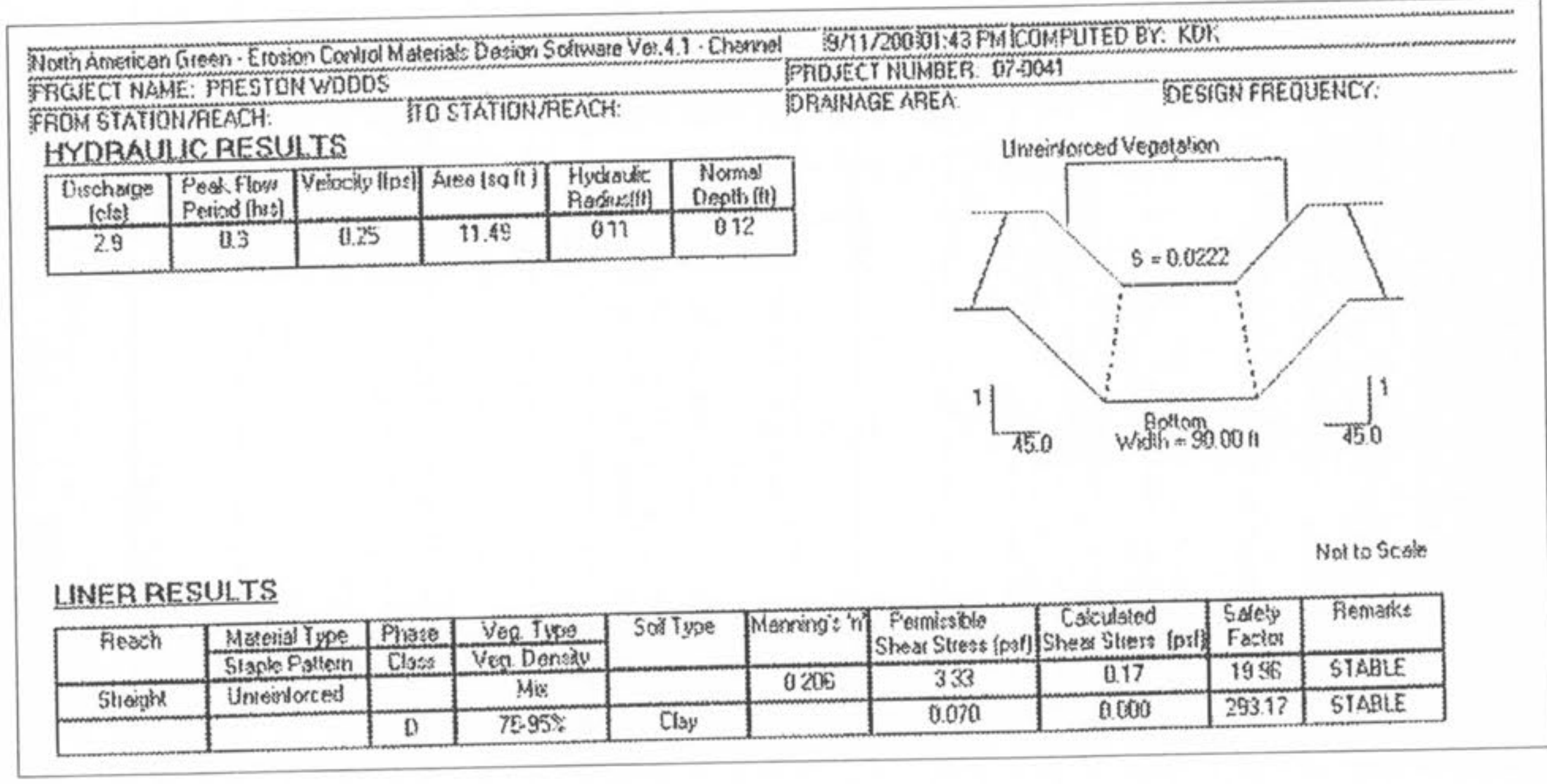
SECTION "A-A"

1.25AC x 0.50 x 4.38 = 2.80 CFS



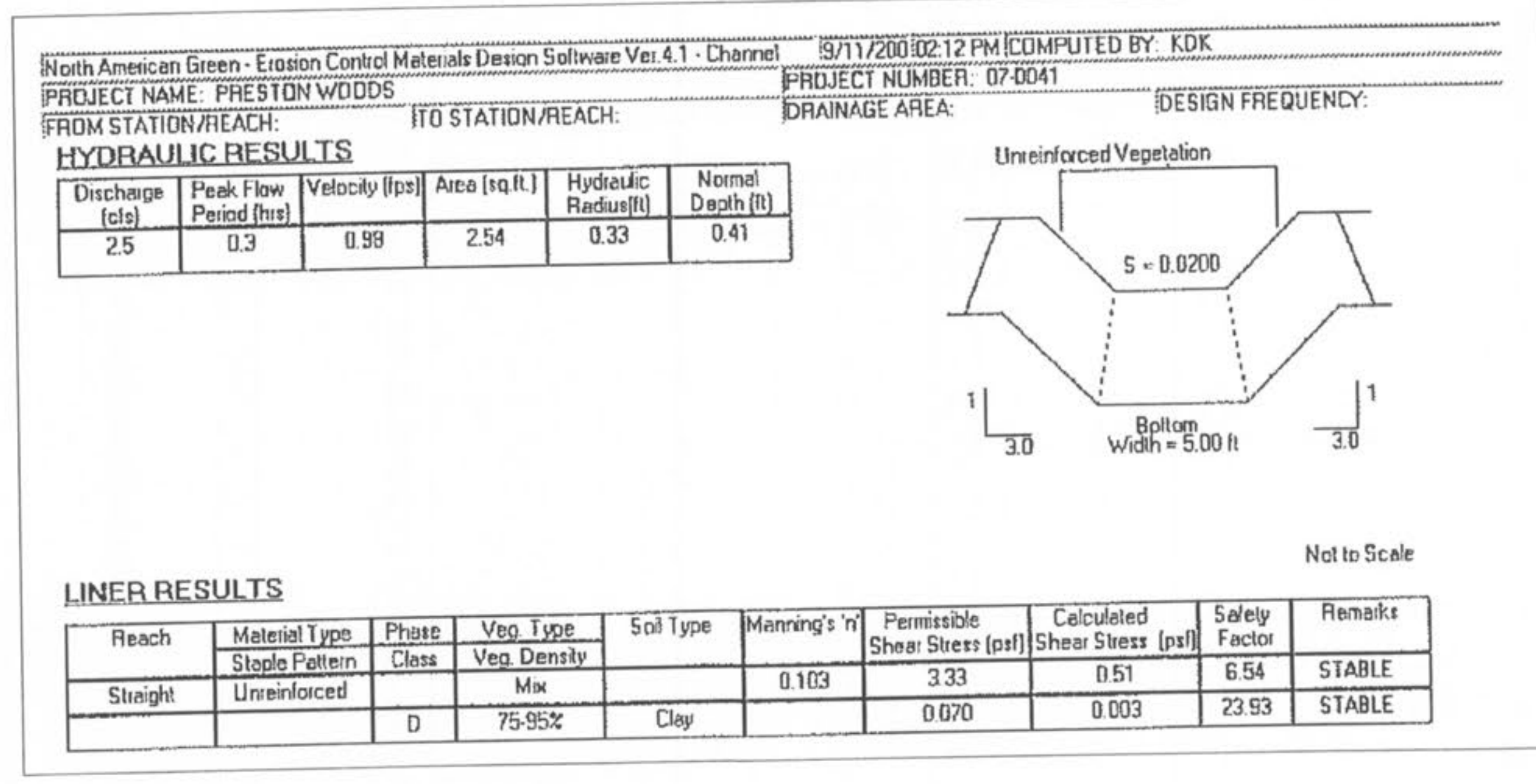
SECTION "B-B"

0.50AC x 0.50 x 4.38 = 1.10 CFS



SECTION "D-D"

1.32AC x 0.05 x 4.38 = 2.90 CFS



SECTION "F-F"

1.13AC x 0.50 x 4.38 = 2.50 CFS

USER: Wilson TAB_G6.4 3:46pm
DATE: Sep 26, 2007
DRAWING: S:\025\025007\07-0041\07-0041\07-0041\MASS GRADING PLANS PHASE 2B\0_PLAN_G6.0 DETAILS.dwg

REVISIONS

NO.	DATE	BY	DESCRIPTION
1	9/13/07	JKW	ISSUED FOR PERMIT
2	9/26/07	JKW	ISSUED FOR PERMIT

DEVELOPER/OWNER: THE JONES COMPANY HOMES, L.L.C.
16640 CHESTERFIELD GROVE, SUITE 200
CHESTERFIELD, MO 63005
PHONE: (636) 537-7192

THE PROFESSIONAL ENGINEER AND ARCHITECT'S SEAL AND SIGNATURE ARE REQUIRED FOR ALL PERMITS. THE PROFESSIONAL ENGINEER'S SEAL AND SIGNATURE ARE REQUIRED FOR ALL PERMITS. THE PROFESSIONAL ARCHITECT'S SEAL AND SIGNATURE ARE REQUIRED FOR ALL PERMITS. THE PROFESSIONAL ENGINEER'S SEAL AND SIGNATURE ARE REQUIRED FOR ALL PERMITS. THE PROFESSIONAL ARCHITECT'S SEAL AND SIGNATURE ARE REQUIRED FOR ALL PERMITS.

SEAL: JOHN E. COLE, REGISTERED PROFESSIONAL ENGINEER, E-29715

PRESTON WOODS - PHASE II
REVISED MASS GRADING PLANS
+ PARTIAL STORM SEWER
ST. CHARLES, MO. 63366

SWALE CROSS SECTIONS

planning • engineering • surveying • landscape architecture
Cole and ASSOCIATES
INCORPORATED
10777 sunset office dr.
saint louis, missouri 63127
p: 314 984 9887 f: 314 984 0587

DESIGNED BY: JKW
DRAWN BY: JKW
CHECKED BY: JFH
DATE: 8/13/07
Job Number: 07-0041
Sheet Number: G6.4