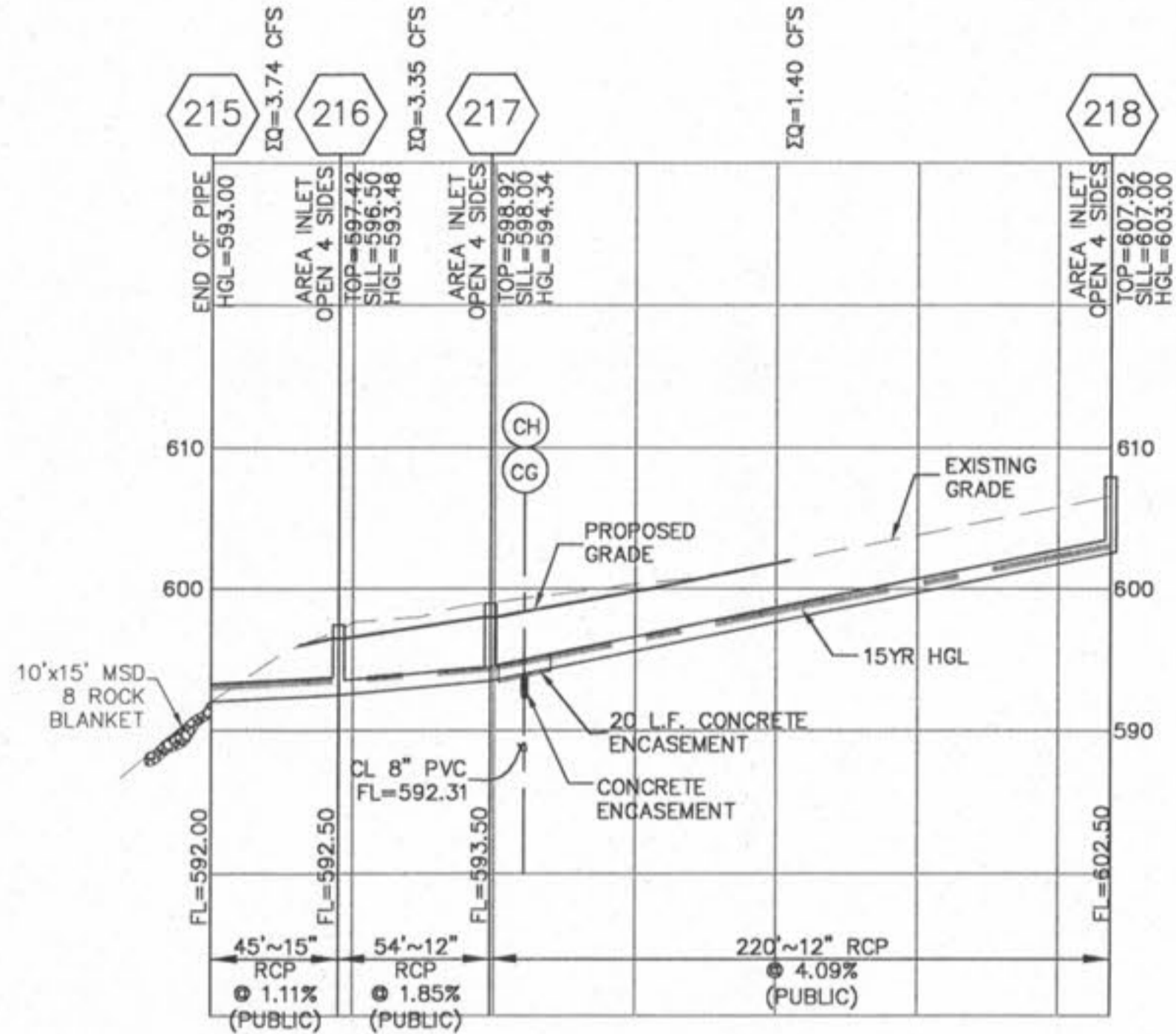
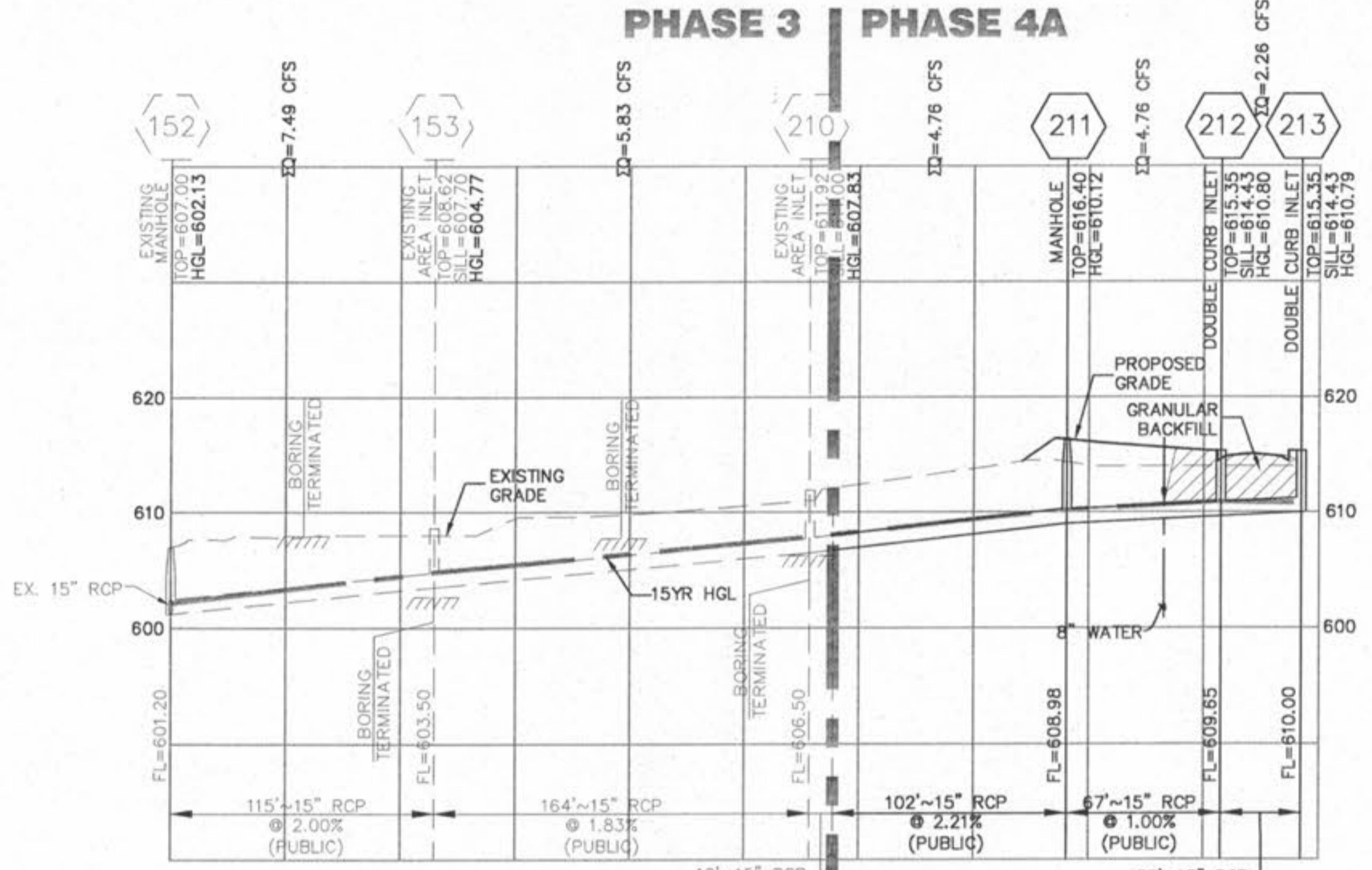


USER: H:\proj\Tab\_C8.0  
 DATE: Aug 12, 2008 11:59 am  
 DRAWING: S:\0805\08052008\08-0033\08-0033.dwg IMPROVEMENT PLANS PHASE 4A-D\PLAN\_C8.0 STORM PROFILES.dwg

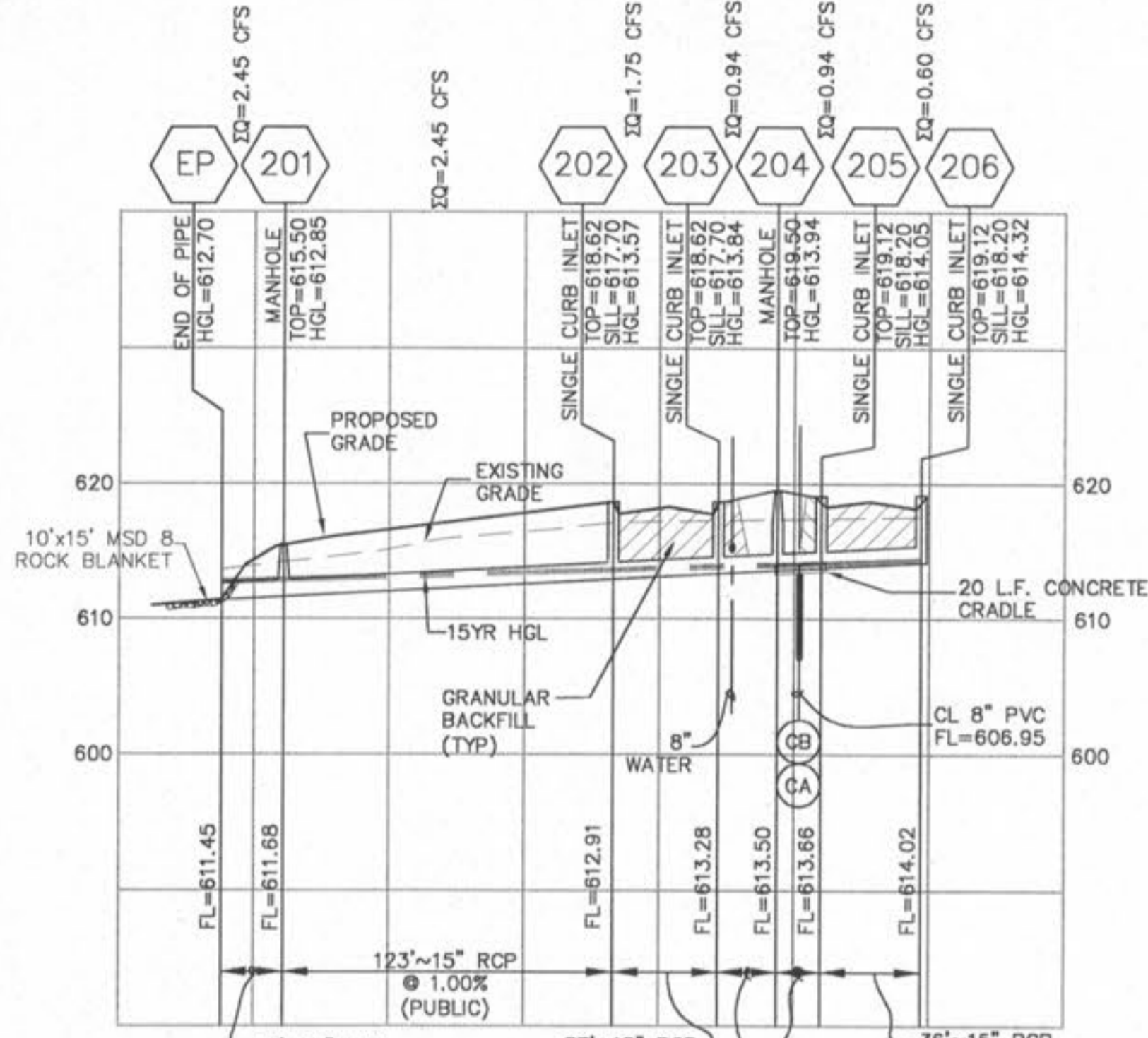


PHASE 4C

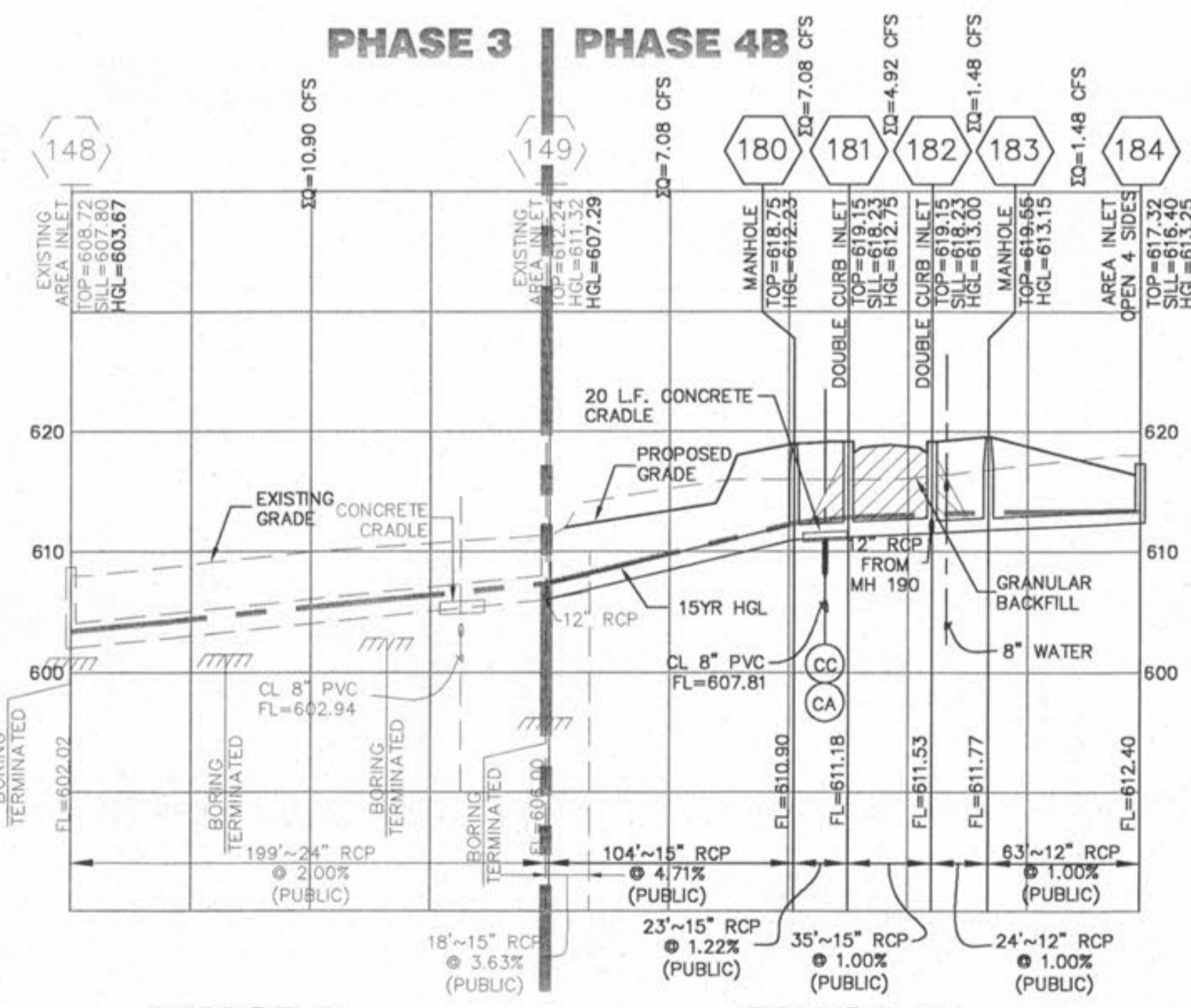


PHASE 3

PHASE 4A

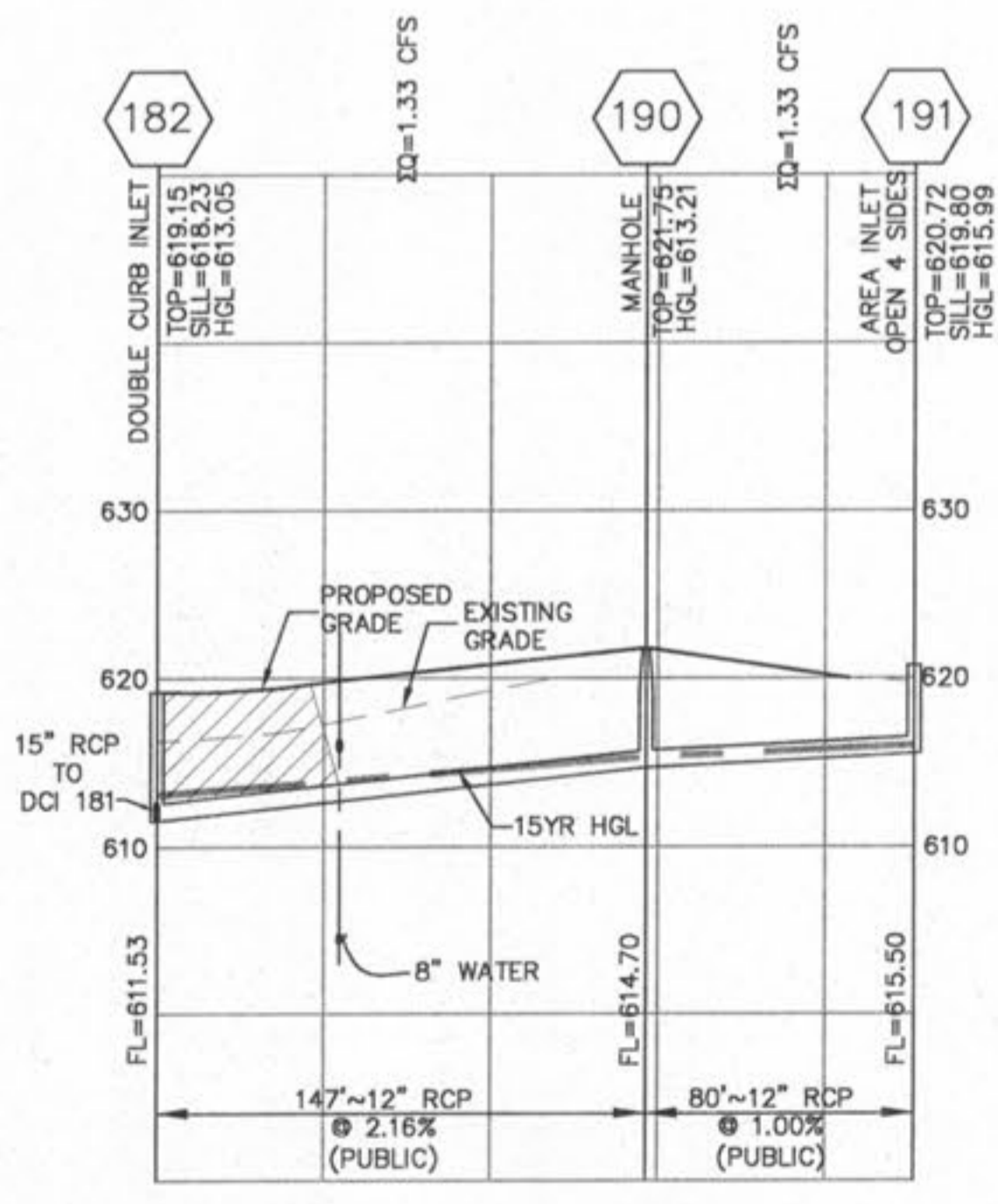


PHASE 4B



PHASE 3

PHASE 4B



PHASE 4B

NOTE: CONCRETE PIPE JOINTS SHALL BE MSD TYPE "A" APPROVED COMPRESSION-TYPE JOINTS AND SHALL CONFORM TO THE REQUIREMENTS OF THE SPECIFICATIONS FOR JOINTS FOR CIRCULAR CONCRETE SEWER AND CULVERT PIPE, USING FLEXIBLE, WATERTIGHT, RUBBER-TYPE GASKETS ASTM C443. BAND-TYPE GASKETS DEPENDING ENTIRELY ON CEMENT FOR ADHESION AND RESISTANCE TO DISPLACEMENT DURING JOINTING SHALL NOT BE USED.

ALL STORM SEWER PIPES SHALL BE REINFORCED CONCRETE PIPE, CLASS II MINIMUM. ANY CONCRETE PIPE, CONDUIT, OR CULVERT BENEATH A STREET RIGHT-OF-WAY OR WITH REASONABLE PROBABILITY OF BEING SO LOCATED SHALL BE A MINIMUM OF CLASS III, BUT ALSO SHALL ACCOUNT FOR ALL VERTICAL LOADS. IN NO CASE SHALL THE DESIGN PROVIDE FOR LESS THAN HS-20 LOADING PER AASHTO. FOR OTHER LOCATIONS, THE MINIMUM DESIGN LIVE LOAD SHALL BE THE HS-10 LOADING.

STORM SEWER PIPES WHICH CROSS OVER EXISTING OR PROPOSED SANITARY SEWER TRENCHES SHALL BE CRADLED IN CONCRETE THROUGH THE FULL WIDTH OF THE SANITARY SEWER TRENCH. THE TRENCH SHALL BE BACKFILLED AND COMPACTED WITH GRANULAR FILL FROM THE TOP OF THE SANITARY SEWER TO THE BOTTOM OF THE CONCRETE CRADLE.

IF THE STORM AND SANITARY SEWERS ARE PARALLEL AND IN THE SAME TRENCH OR OVER-DIG, THE UPPER PIPE SHALL BE PLACED ON A SHELF AND THE LOWER PIPE SHALL BE BEDDED IN COMPACTED GRANULAR FILL TO THE FLOWLINE OF THE UPPER PIPE.

BRICK SHALL NOT BE USED IN THE CONSTRUCTION OF STORM SEWER STRUCTURES

ALL CONCRETE PIPES WILL BE INSTALLED WITH O-RING RUBBER TYPE GASKETS

CONNECTIONS AT ALL STORM SEWER STRUCTURES TO BE MADE WITH A-LOK JOINT OR EQUAL

SCALE:  
 1" = 50' HORIZ.  
 1" = 10' VERT.

PRESTON WOODS - PHASE 4 IMPROVEMENT PLANS PRESTON WOODS LANE OFALLON, MO. 63566		THE JONES COMPANY HOMES, L.L.C. 16640 CHESTERFIELD GROVE, SUITE 200 CHESTERFIELD, MO 63005 PHONE: (636) 537-7192
DESIGNER/OWNER: JOHN A. HARRIS REGISTERED PROFESSIONAL ENGINEER E-23716		REVISIONS NO. DATE BY CITY, PLS. DES. OWNER COMMENTS 1 7/15/08 A 2 7/15/08 A
SEAL:		
STORM SEWER PROFILES		
planning • engineering • surveying • landscape architecture <b>Gole</b> and ASSOCIATES INCORPORATED 10777 sunset office dr. saint louis, missouri 63127 p: 314 984 9887 f: 314 984 0587		
DESIGNED BY JKW	DRAWN BY JKW	CHECKED BY JFH
DATE 4/9/08	Job Number 08-0033	Sheet Number C8.0