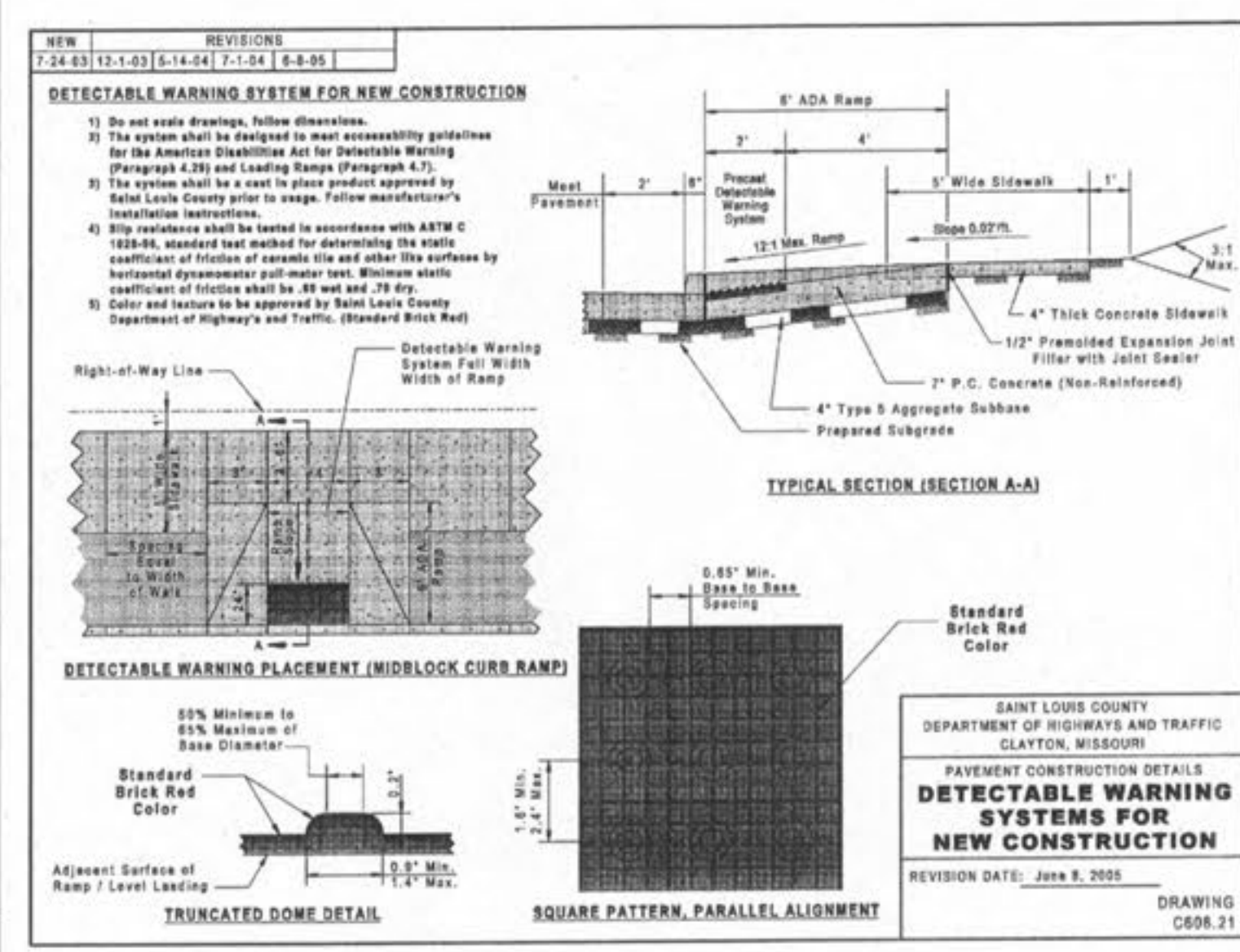


**GENERAL NOTES**

- Do not scale drawings. Follow dimensions.
- Standard and alternate curb ramps shall be constructed in accordance with the Missouri Department of Transportation (MoDOT) Standard Specifications for Road and Bridge Construction, Section 202.
- Provide a landing of at least 4' x 4' at the top of each curb ramp. The landing shall be finished to match the adjacent sidewalk or ramp.
- Standard curb ramps shall have a 1/2" x 1/2" square pattern with a 1/2" x 1/2" grid. Alternate curb ramps shall have a 1/2" x 1/2" square pattern with a 1/2" x 1/2" grid.
- Minimum curb ramp slope 1:12.
- All alternate curb ramps shall be constructed in accordance with the Missouri Department of Transportation (MoDOT) Standard Specifications for Road and Bridge Construction, Section 202.
- When curb ramps are placed on a concrete sidewalk, the curb ramp shall be placed on a concrete base.
- When curb ramps are placed on a gravel base, the curb ramp shall be placed on a gravel base.
- When curb ramps are placed on a dirt base, the curb ramp shall be placed on a dirt base.
- When curb ramps are placed on a grass base, the curb ramp shall be placed on a grass base.
- When curb ramps are placed on a paved surface, the curb ramp shall be placed on a paved surface.
- When curb ramps are placed on a concrete sidewalk, the curb ramp shall be placed on a concrete base.
- When curb ramps are placed on a gravel base, the curb ramp shall be placed on a gravel base.
- When curb ramps are placed on a dirt base, the curb ramp shall be placed on a dirt base.
- When curb ramps are placed on a grass base, the curb ramp shall be placed on a grass base.
- When curb ramps are placed on a paved surface, the curb ramp shall be placed on a paved surface.

NEGATIVE (C) VALUES	MIN. LENGTH OF RAMP (L) (FT)
0 to -2	7
+2.01 to +3	8
+3.01 to +4	9
+4.01 to +5	10
+5.01 to +6	11
GREATER THAN +6	12

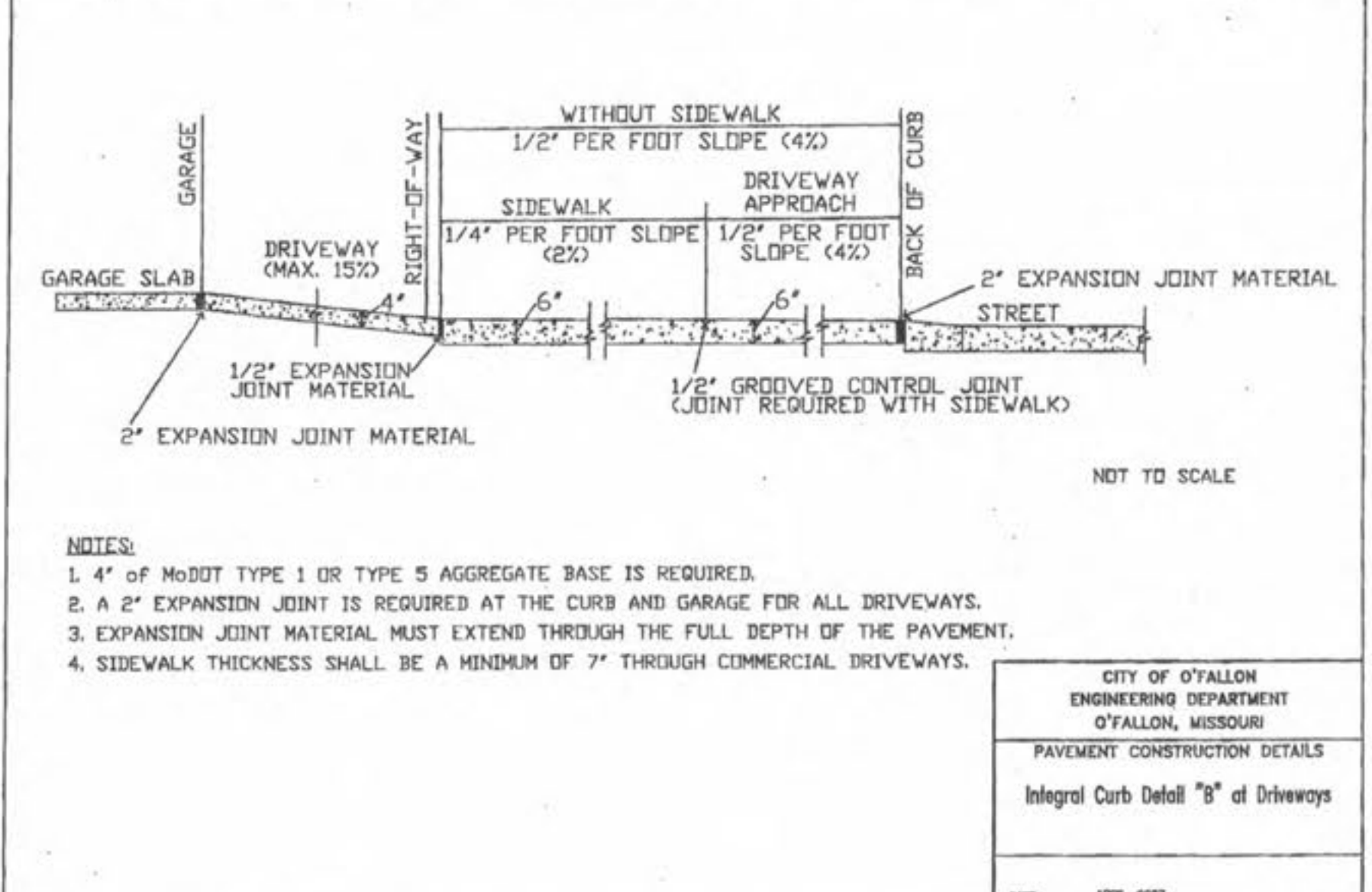
NEGATIVE (C) VALUES	MIN. LENGTH OF RAMP (L) (FT)
0 to -2	4
+2.01 to +3	5
+3.01 to +4	6
+4.01 to +5	7
+5.01 to +6	8
GREATER THAN +6	9



**SAINT LOUIS COUNTY  
 DEPARTMENT OF HIGHWAYS AND TRAFFIC  
 CLAYTON, MISSOURI**

**PAVEMENT CONSTRUCTION DETAILS  
 DETECTABLE WARNING SYSTEMS FOR  
 NEW CONSTRUCTION**

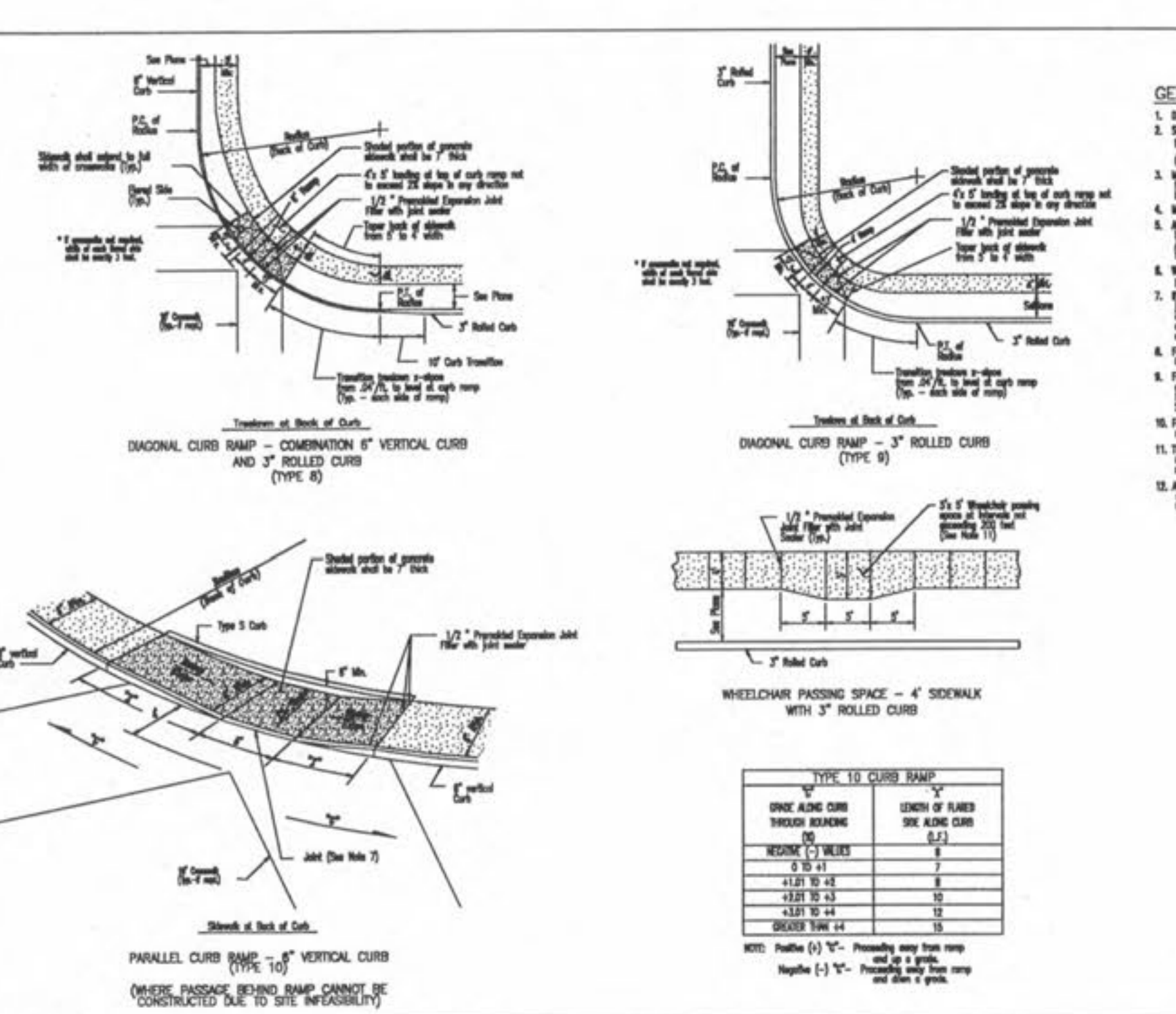
REVISION DATE: June 8, 2005  
 DRAWING: C608.21



**CITY OF O'FALLON  
 ENGINEERING DEPARTMENT  
 O'FALLON, MISSOURI**

**PAVEMENT CONSTRUCTION DETAILS  
 Integral Curb Detail "B" at Driveways**

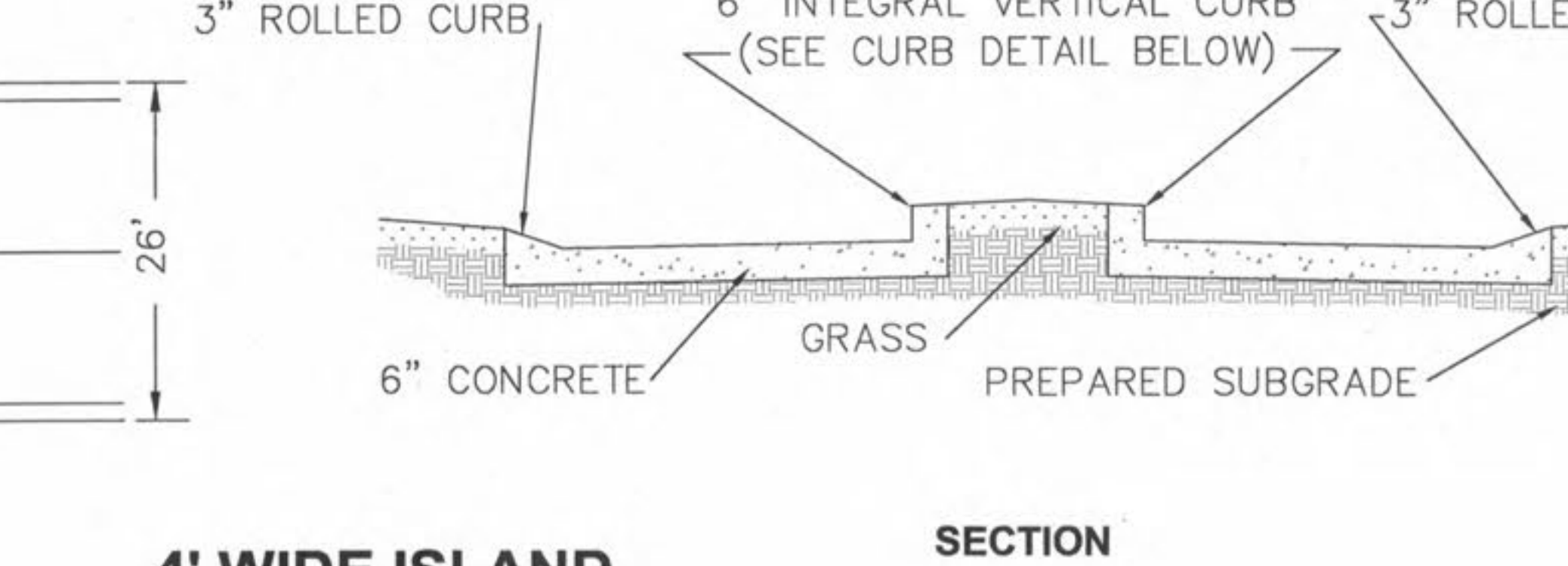
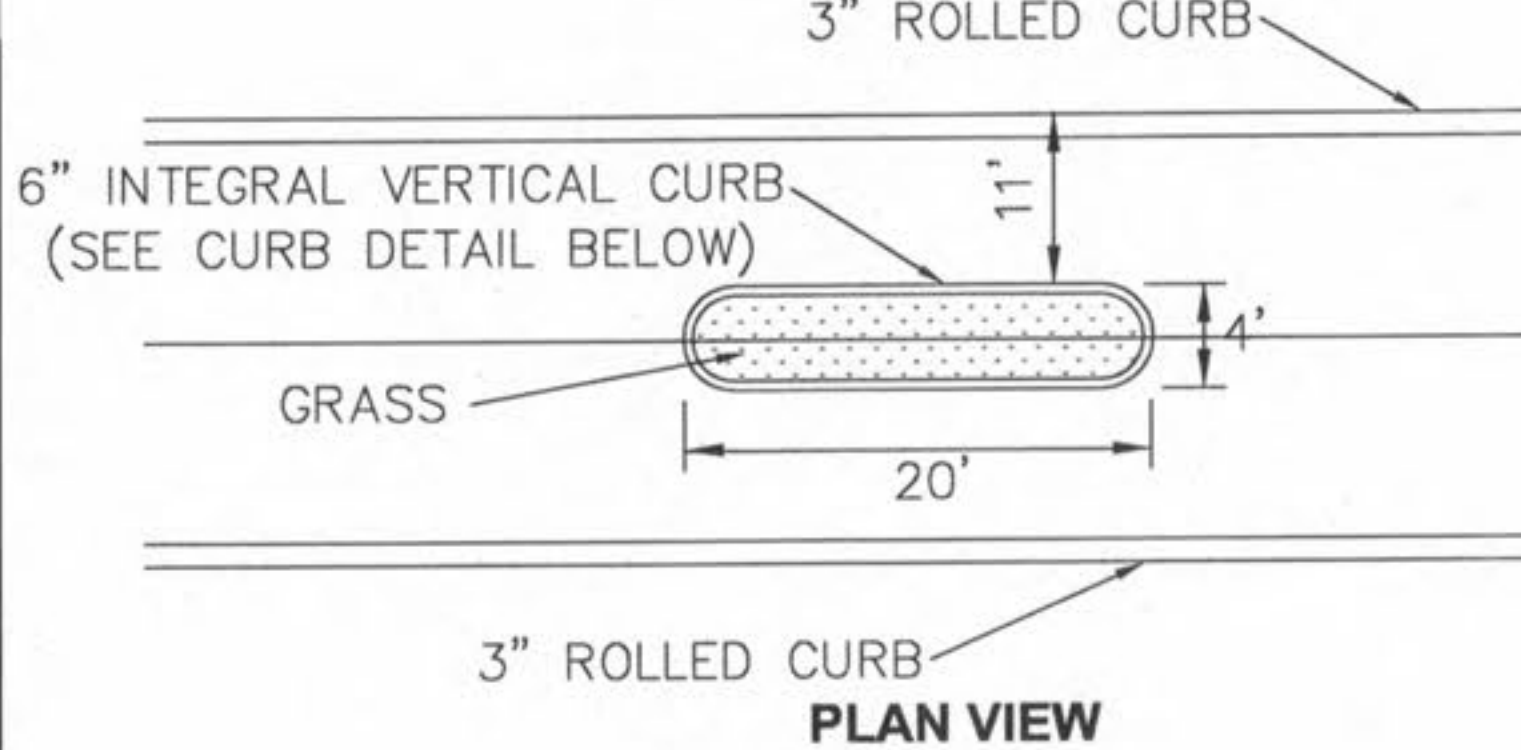
DATE: APRIL 2007



**GENERAL NOTES**

- Do not scale drawings. Follow dimensions.
- Standard and alternate curb ramps shall be constructed in accordance with the Missouri Department of Transportation (MoDOT) Standard Specifications for Road and Bridge Construction, Section 202.
- Provide a landing of at least 4' x 4' at the top of each curb ramp. The landing shall be finished to match the adjacent sidewalk or ramp.
- Standard curb ramps shall have a 1/2" x 1/2" square pattern with a 1/2" x 1/2" grid. Alternate curb ramps shall have a 1/2" x 1/2" square pattern with a 1/2" x 1/2" grid.
- Minimum curb ramp slope 1:12.
- All alternate curb ramps shall be constructed in accordance with the Missouri Department of Transportation (MoDOT) Standard Specifications for Road and Bridge Construction, Section 202.
- When curb ramps are placed on a concrete sidewalk, the curb ramp shall be placed on a concrete base.
- When curb ramps are placed on a gravel base, the curb ramp shall be placed on a gravel base.
- When curb ramps are placed on a dirt base, the curb ramp shall be placed on a dirt base.
- When curb ramps are placed on a grass base, the curb ramp shall be placed on a grass base.
- When curb ramps are placed on a paved surface, the curb ramp shall be placed on a paved surface.
- When curb ramps are placed on a concrete sidewalk, the curb ramp shall be placed on a concrete base.
- When curb ramps are placed on a gravel base, the curb ramp shall be placed on a gravel base.
- When curb ramps are placed on a dirt base, the curb ramp shall be placed on a dirt base.
- When curb ramps are placed on a grass base, the curb ramp shall be placed on a grass base.
- When curb ramps are placed on a paved surface, the curb ramp shall be placed on a paved surface.

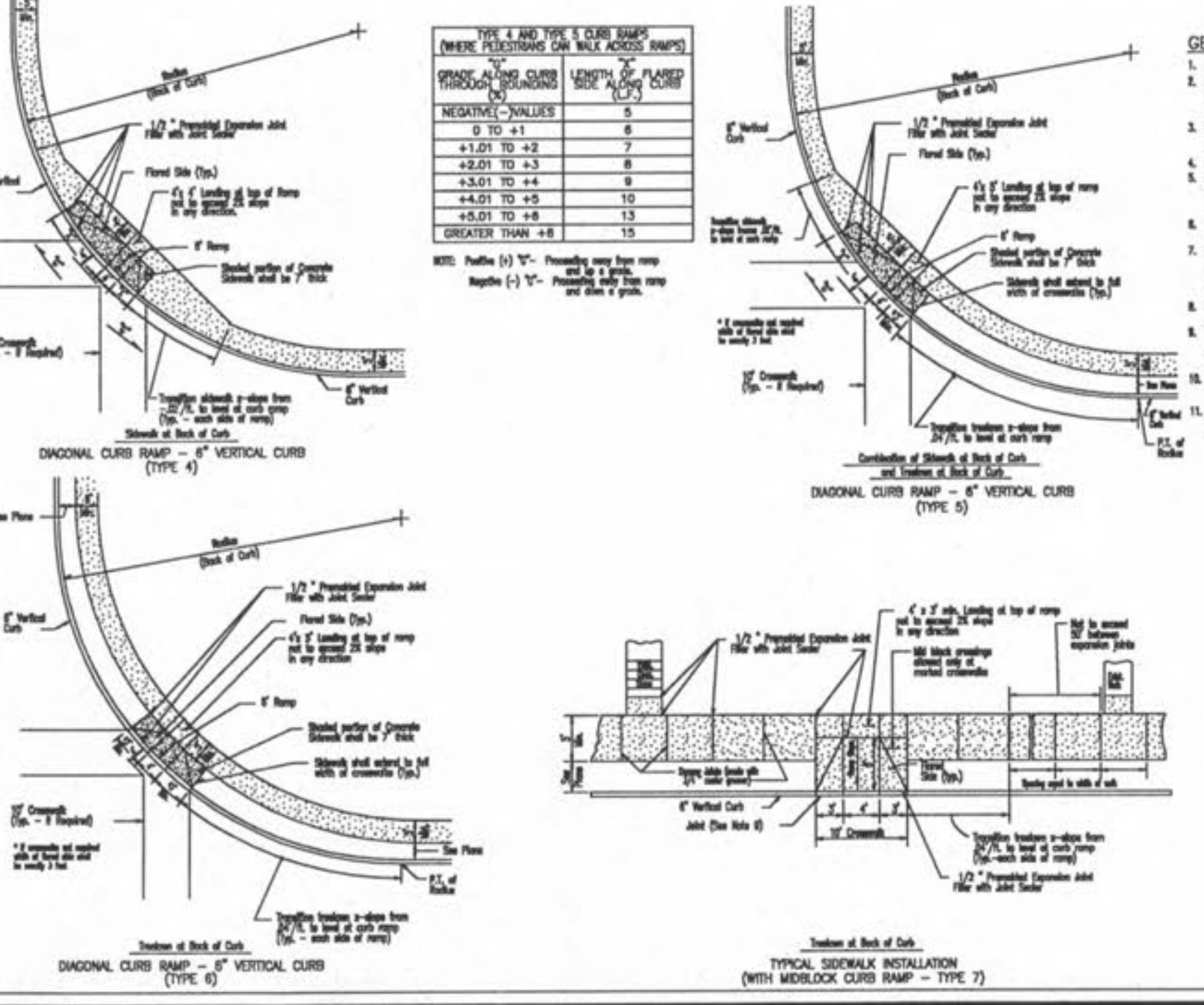
NEGATIVE (C) VALUES	MIN. LENGTH OF RAMP (L) (FT)
0 to -2	7
+2.01 to +3	8
+3.01 to +4	9
+4.01 to +5	10
+5.01 to +6	11
GREATER THAN +6	12



**SAINT CHARLES COUNTY  
 HIGHWAY DEPARTMENT  
 ST. CHARLES, MISSOURI**

**PAVEMENT CONSTRUCTION DETAILS  
 CONCRETE SIDEWALK  
 AND CURB RAMPS**

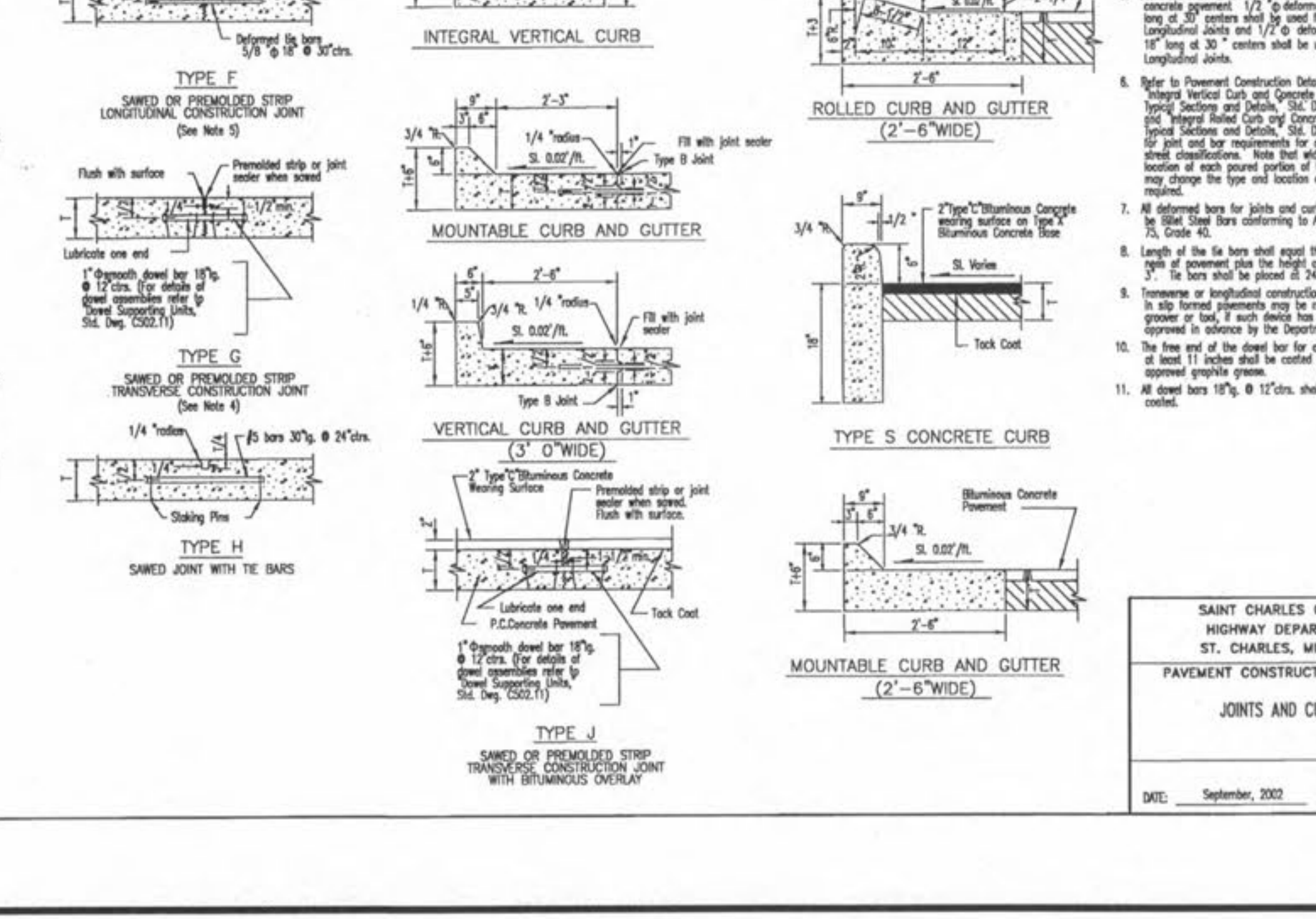
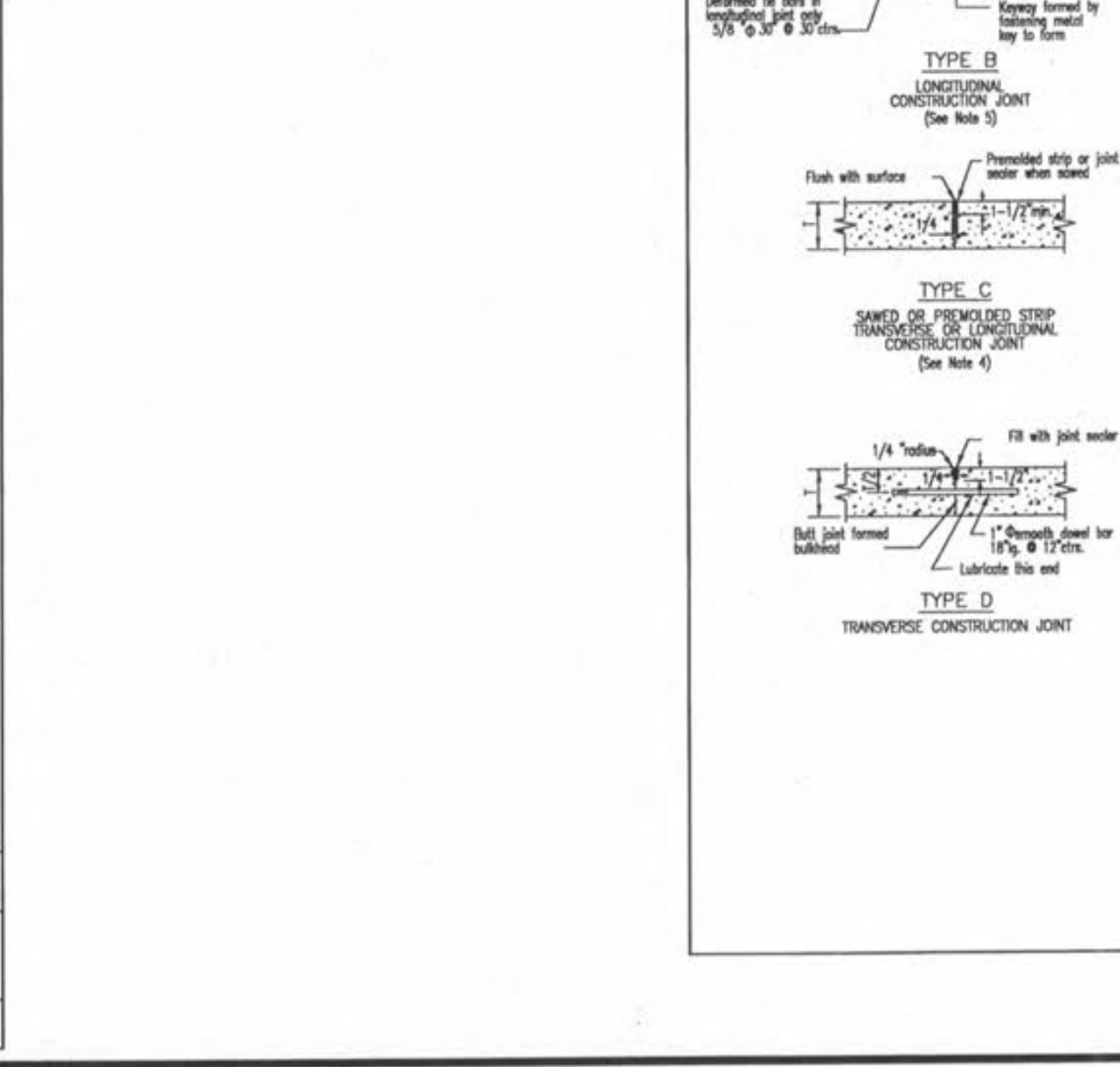
REVISION DATE: June 2005  
 DRAWING: C608.10



**GENERAL NOTES**

- Do not scale drawings. Follow dimensions.
- Standard and alternate curb ramps shall be constructed in accordance with the Missouri Department of Transportation (MoDOT) Standard Specifications for Road and Bridge Construction, Section 202.
- Provide a landing of at least 4' x 4' at the top of each curb ramp. The landing shall be finished to match the adjacent sidewalk or ramp.
- Standard curb ramps shall have a 1/2" x 1/2" square pattern with a 1/2" x 1/2" grid. Alternate curb ramps shall have a 1/2" x 1/2" square pattern with a 1/2" x 1/2" grid.
- Minimum curb ramp slope 1:12.
- All alternate curb ramps shall be constructed in accordance with the Missouri Department of Transportation (MoDOT) Standard Specifications for Road and Bridge Construction, Section 202.
- When curb ramps are placed on a concrete sidewalk, the curb ramp shall be placed on a concrete base.
- When curb ramps are placed on a gravel base, the curb ramp shall be placed on a gravel base.
- When curb ramps are placed on a dirt base, the curb ramp shall be placed on a dirt base.
- When curb ramps are placed on a grass base, the curb ramp shall be placed on a grass base.
- When curb ramps are placed on a paved surface, the curb ramp shall be placed on a paved surface.
- When curb ramps are placed on a concrete sidewalk, the curb ramp shall be placed on a concrete base.
- When curb ramps are placed on a gravel base, the curb ramp shall be placed on a gravel base.
- When curb ramps are placed on a dirt base, the curb ramp shall be placed on a dirt base.
- When curb ramps are placed on a grass base, the curb ramp shall be placed on a grass base.
- When curb ramps are placed on a paved surface, the curb ramp shall be placed on a paved surface.

NEGATIVE (C) VALUES	MIN. LENGTH OF RAMP (L) (FT)
0 to -1	5
+1.01 to +2	6
+2.01 to +3	7
+3.01 to +4	8
+4.01 to +5	9
+5.01 to +6	10
GREATER THAN +6	11



**SAINT CHARLES COUNTY  
 HIGHWAY DEPARTMENT  
 ST. CHARLES, MISSOURI**

**PAVEMENT CONSTRUCTION DETAILS  
 CONCRETE SIDEWALK  
 AND CURB RAMPS**

REVISION DATE: September, 2002  
 DRAWING: C608.11

**REVISIONS**

NO.	DATE	BY	DESCRIPTION
1	7/15/08	JKW	ISSUED FOR PERMITS
2	7/15/08	JKW	ISSUED FOR PERMITS

**DEVELOPER/OWNER:**  
 THE JONES COMPANY HOMES, L.L.C.  
 16640 CHESTERFIELD GROVE, SUITE 200  
 CHESTERFIELD, MO 63005  
 PHONE: (636) 537-7192

**DESIGNED BY:** JKW  
**DRAWN BY:** JKW  
**CHECKED BY:** JFH  
**DATE:** 4/9/08  
**Job Number:** 08-0033  
**Sheet Number:** C9.8

**PRESTON WOODS - PHASE 4  
 IMPROVEMENT PLANS**

**PRESTON WOODS LANE  
 O'FALLON, MO. 63366**

**SITE DETAILS**

**planning • engineering • surveying • landscape architecture**

**Cole  
 and ASSOCIATES  
 INCORPORATED**

10777 sunset office dr.  
 saint louis, missouri 63127  
 p. 314 994 9887 f. 314 994 0587

**DESIGNED BY:** JKW  
**DRAWN BY:** JKW  
**CHECKED BY:** JFH  
**DATE:** 4/9/08  
**Job Number:** 08-0033  
**Sheet Number:** C9.8