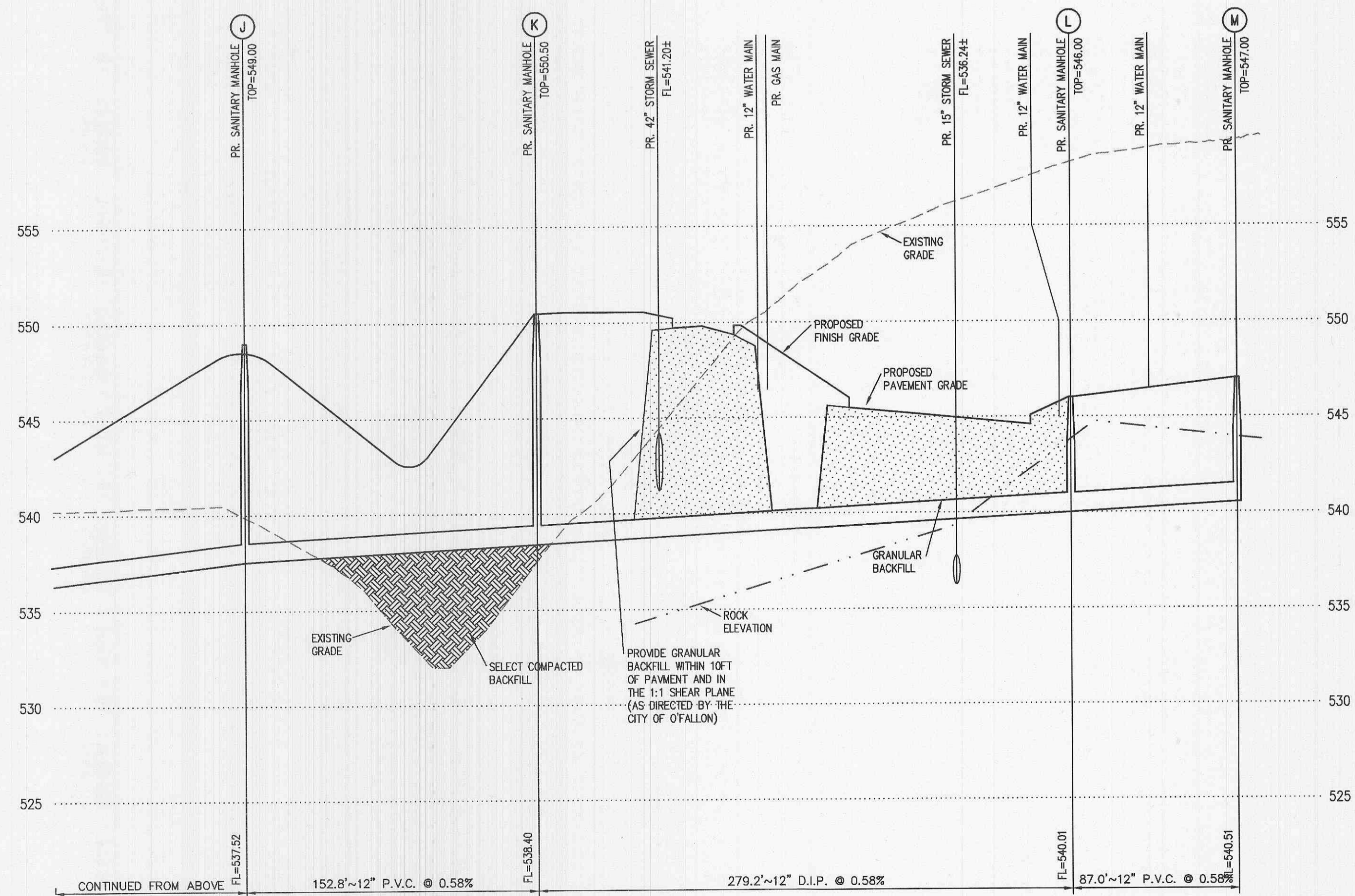


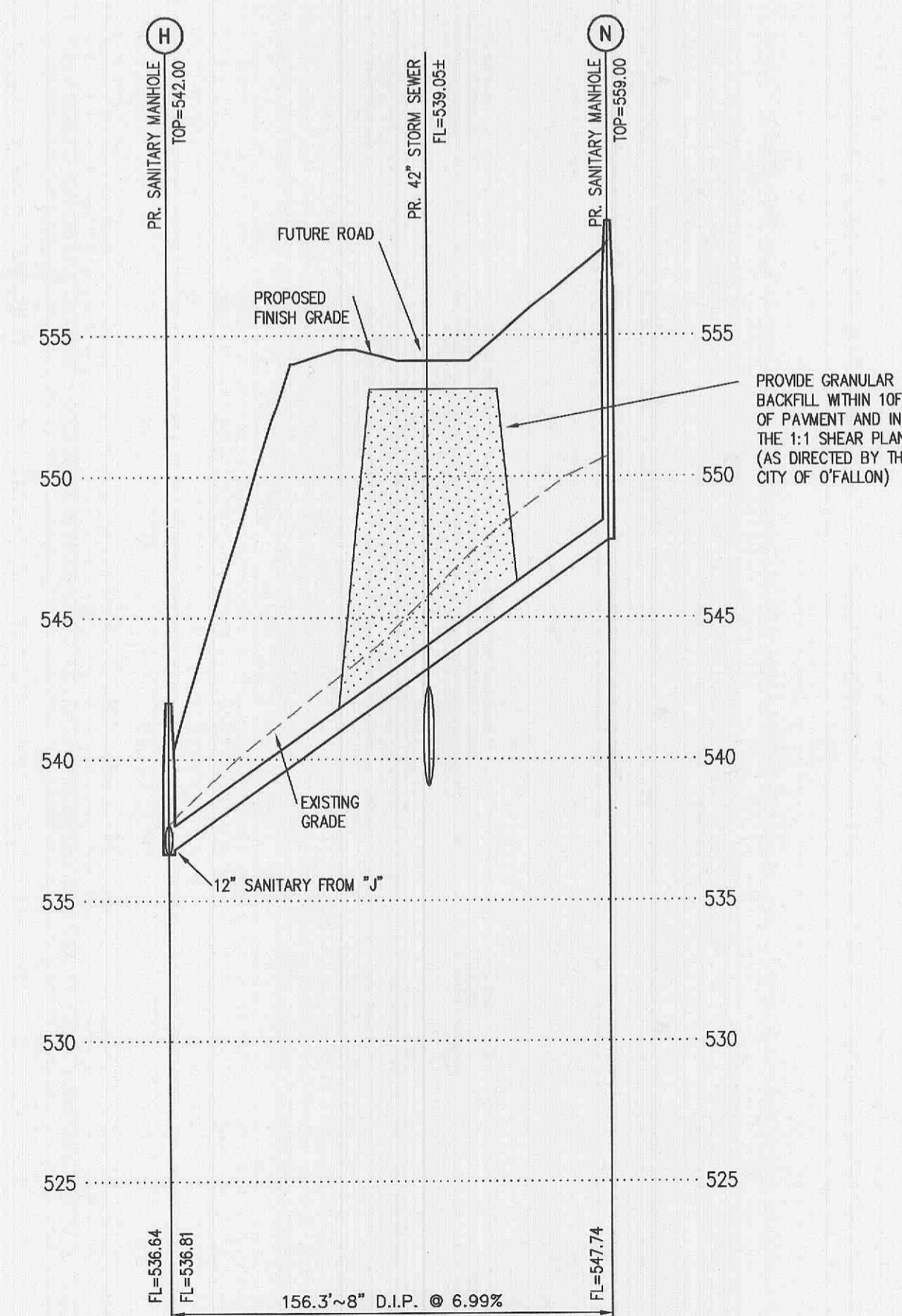
SANITARY SEWER PROFILE

SCALE: 1"=50' (H) 1"=5' (V)



SANITARY SEWER PROFILE

SCALE: 1"=50' (H) 1"=5' (V)

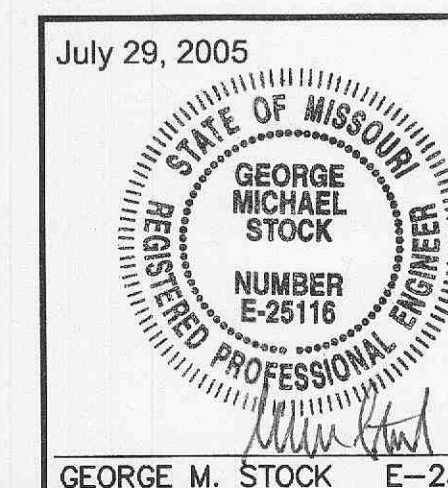


NOTE:  
ALL SANITARY SEWER MANHOLES SHALL BE 48"  
INSIDE DIAMETER WITH LOCK-TYPE, WATER-TIGHT LID.

LINETYPE LEGEND	
EXISTING GRADE.....	---
PROPOSED GRADE.....	—
ESTIMATED ROCK GRADE.....	- - - - -
HYDRAULIC GRADE.....	—
PROPOSED PAVEMENT.....	▨
GRANULAR BACKFILL.....	▩
COMPACTED FILL.....	▧

- △ REVISIONS 7/29/05 PER CITY OF O'FALLON COMMENT LETTER 6/16/05 BID PACKAGE #6
- △ REVISIONS 6/6/05 BUILDING PERMIT APPLICATION SET
- △ REVISIONS 5/18/05 PER CITY OF O'FALLON COMMENT LETTER

PROGRESS WEST  
SANITARY SEWER PROFILES



**STOCK & ASSOCIATES**  
Consulting Engineers, Inc.

257 Chesterfield Business Parkway  
St. Louis, MO 63005  
PH: (636) 530-9100  
FAX: (636) 530-9130  
e-mail: general@stockassoc.com  
Web: www.stockassoc.com

DATE: July 29, 2005

DRAWN BY: J.E.F. DATE: 05.09.05 CHECKED BY: G.M.S. DATE: 05.09.05 DATE: JOB NUMBER: 204-3224 SHEET: C23 of 36