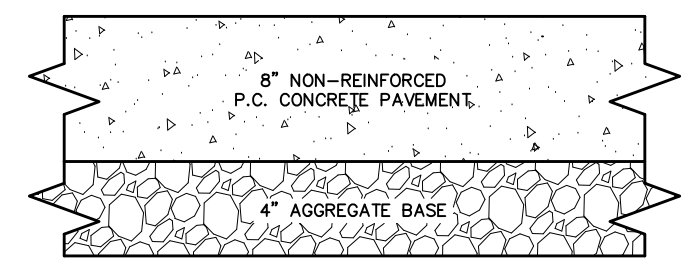
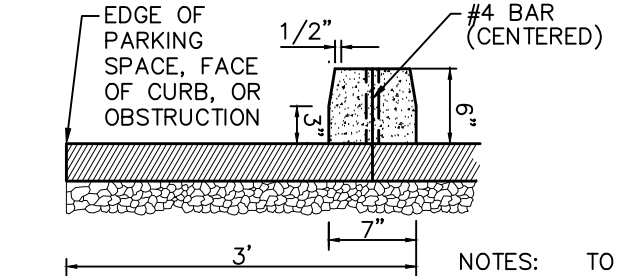
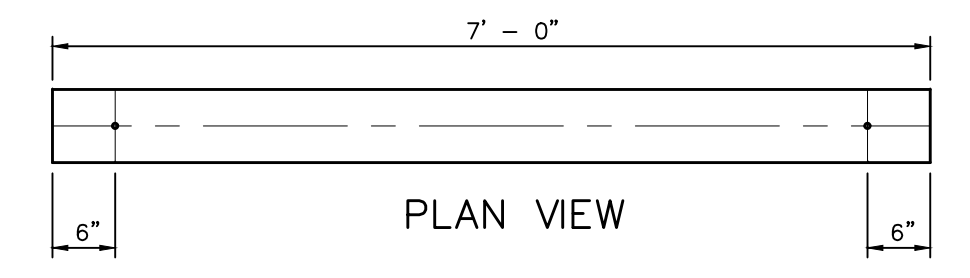


* ALL GRANULAR ROLLED STONE BASE UNDER PROPOSED CONCRETE MUST BE COMPACTED TO 100% OF THE MAXIMUM DENSITY AS DETERMINED BY THE STANDARD PROCTOR TEST AASHTO T-99. CONCRETE COMPRESSIVE STRENGTH SHALL BE 4000 PSI IN 28 DAYS

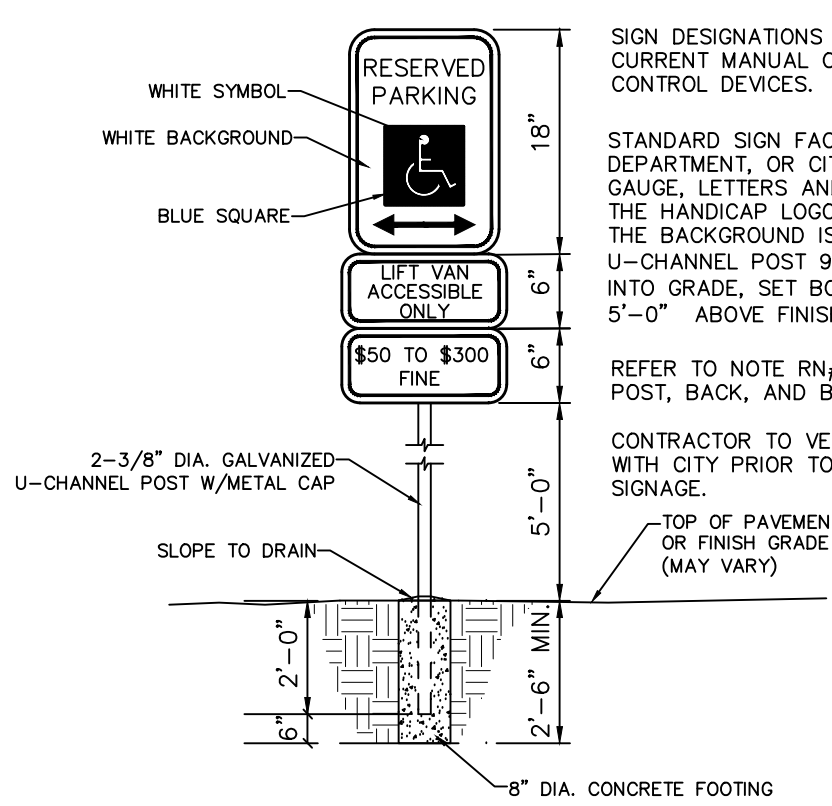


* ALL GRANULAR ROLLED STONE BASE UNDER PROPOSED CONCRETE MUST BE COMPACTED TO 100% OF THE MAXIMUM DENSITY AS DETERMINED BY THE STANDARD PROCTOR TEST AASHTO T-99. CONCRETE COMPRESSIVE STRENGTH SHALL BE 4000 PSI IN 28 DAYS



NOTES: TO ANCHOR WHEEL STOP, USE 2 - #4 BARS 24\"/>

PRECAST CONCRETE WHEELSTOP



SIGN DESIGNATIONS ARE FROM THE CURRENT MANUAL ON UNIFORM TRAFFIC CONTROL DEVICES.

STANDARD SIGN FACE, STANDARD HIGHWAY DEPARTMENT, OR CITY STREET DEPARTMENT GAUGE, LETTERS AND BORDERS ARE GREEN, THE HANDICAP LOGO SQUARE IS BLUE AND THE BACKGROUND IS WHITE. GALVANIZED U-CHANNEL POST 5'-6\"/>

REFER TO NOTE RN#19 ON SHEET 2 FOR POST, BACK, AND BRACKET COLOR

CONTRACTOR TO VERIFY ALL SIGNAGE WITH CITY PRIOR TO ORDERING ALL SIGNAGE.

TOP OF PAVEMENT OR FINISH GRADE (MAY VARY)

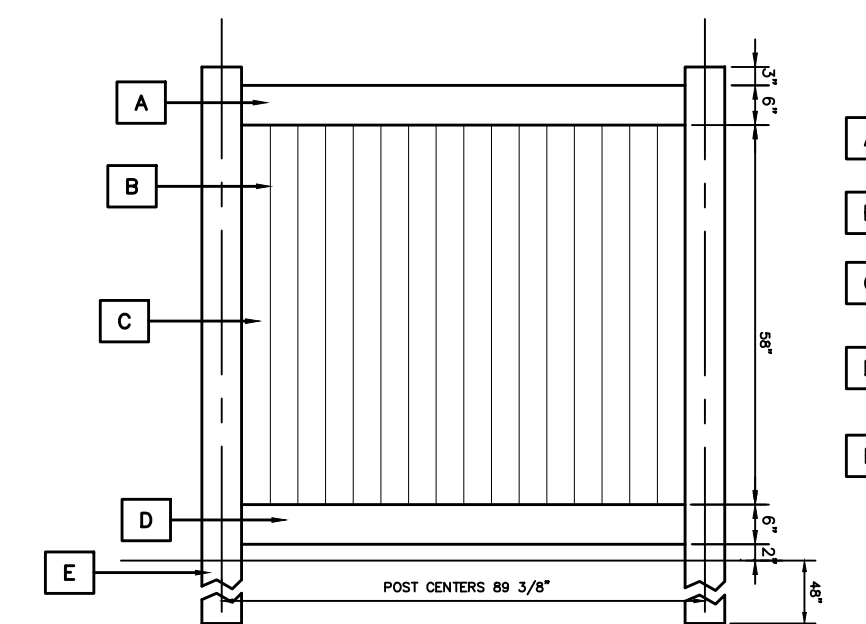


SIGN DESIGNATIONS ARE FROM THE CURRENT MANUAL ON UNIFORM TRAFFIC CONTROL DEVICES.

STANDARD SIGN FACE, STANDARD HIGHWAY DEPARTMENT, OR CITY STREET DEPARTMENT GAUGE, LETTERS AND BORDERS ARE GREEN, THE HANDICAP LOGO SQUARE IS BLUE AND THE BACKGROUND IS WHITE.

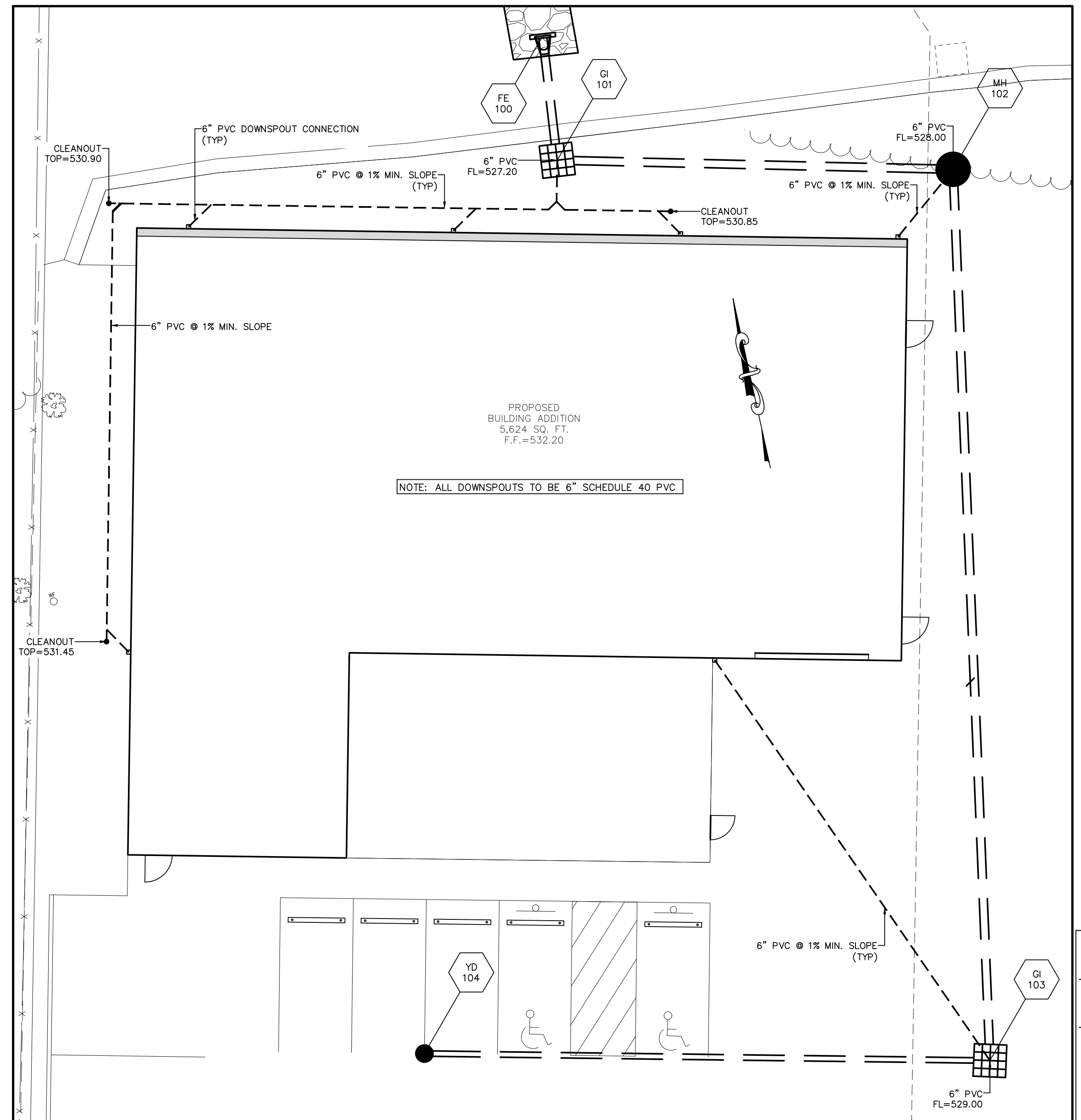
REFER TO NOTE RN#19 ON SHEET 2 FOR POST, BACK, AND BRACKET COLOR

CONTRACTOR TO VERIFY ALL SIGNAGE WITH CITY PRIOR TO ORDERING ALL SIGNAGE.

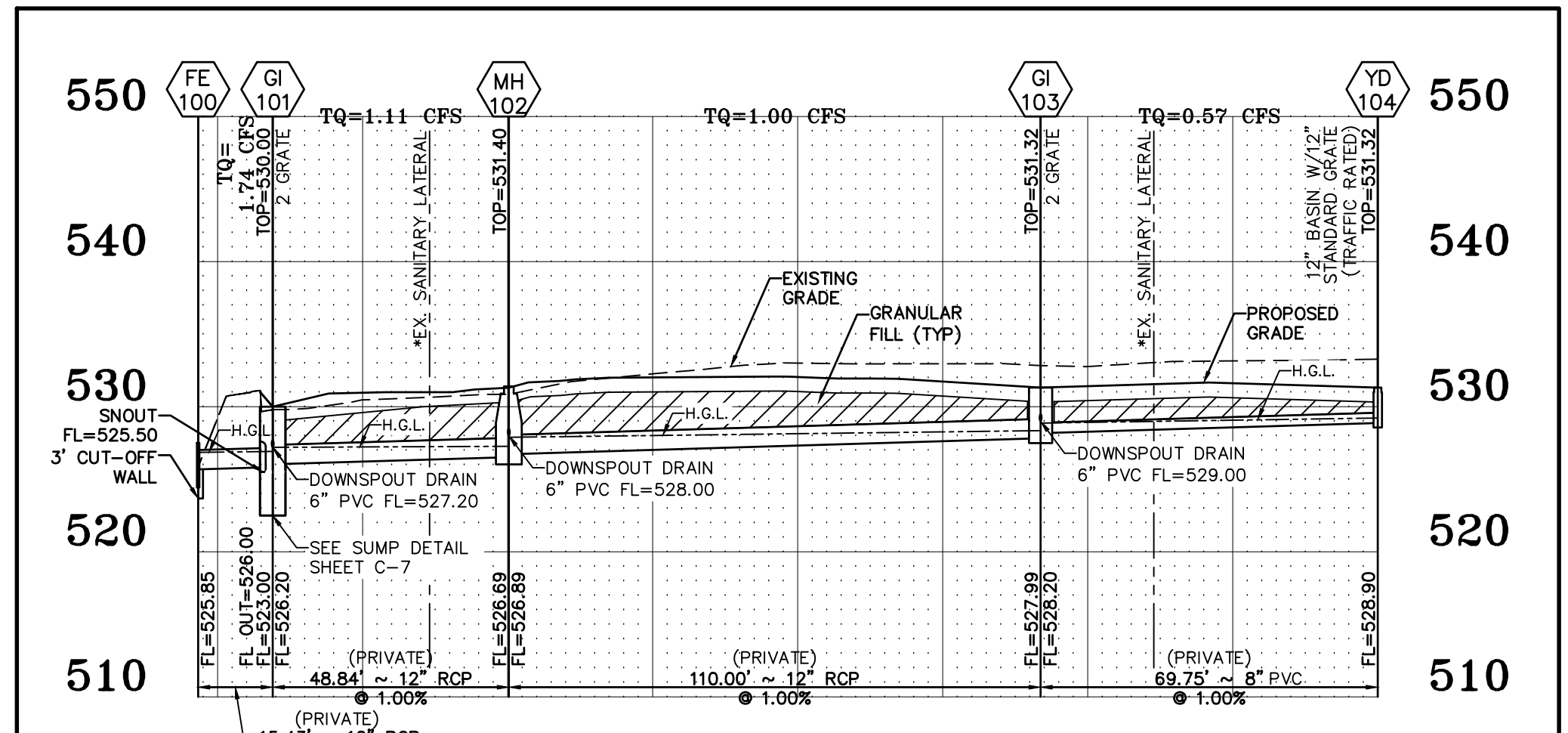


- A TOP RAIL 2 1/2\"/>
- B POCKET SPACING NONE
- C POCKET 28 PICES OF 7/8\"/>
- D BOTTOM RAIL 2 1/2\"/>
- E POST 2 1/2\"/>

6\"/>



DOWNSPOUT DETAIL SCALE: 1\"/>



STORM SEWER PROFILE HORIZONTAL SCALE: 1\"/>

St Charles County Government Hydraulic Review Output Data

\\VAULTSERVER\FileFolders\18000\18634 - Amaya_Mexico Rd\Engineering\Hydraulics\18634.txt 9/7/2022

Upp Str	Low Str	PL	S	Upp FLLN	Low FLLN	PS	Upp STEL	Depth HY GR	Upp HY EL	Low HY EL	Hydr Grade	FR Head	VEL Head	Junc Loss	Turn Loss	Curve Loss	STR Grade	Inl Cap	DR Area	P.I.	Q	TQ	Pipe Cap	Remarks	
1	YD104	GI103	70	8	528.90	528.20	1.00	531.32	2.10	529.22*	528.87	0.00220	0.15	1.63	0.04	0.04	0.00	0.00					0.57	1.21	
2	GI103	MH102	110	12	527.99	526.89	1.00	531.32	2.97	528.35*	527.89	0.00080	0.09	1.27	0.03	0.00	0.04	0.00					1.00	3.56	
3	MH102	GI101	49	12	526.69	526.20	1.00	531.40	4.13	527.27	527.20	0.00100	0.05	1.41	0.03	0.00	0.02	0.00					1.11	3.56	
4	GI101	FE100	15	12	526.00	525.85	0.97	530.00	3.09	526.91	526.85	0.00240	0.04	2.22	0.08	0.00	0.02	0.00					1.74	3.51	ITP=526.85

PROJECT TITLE:
CONSTRUCTION PLANS FOR
Progressive Installations
Building Addition
8478 Mexico Road
O'Fallon, MO 63376

ENGINEERING FIRM:
RAYTECH, L.L.C.
25 Point View Blvd.
St. Charles, MO 63301
636-928-5562
FAX 928-1718

DISCLAIMER OF RESPONSIBILITY:
I hereby specify that the documents intended to be authorized by my seal are limited to this sheet, and I hereby disclaim any responsibility for all other drawings, specifications, estimates, reports or other documents or instruments relating to or intended to be used for any part or parts of the architectural or engineering project.

PROFESSIONAL ENGINEER:
LARRY DAVID WALKER
NUMBER 2007020343
10/18/22
Civil Engineer
Copyright 2022
Box Engineering Company, Inc.
Authority No. 000655
All Rights Reserved

REVISIONS:

NO.	DATE	DESCRIPTION
09-16-22		CITY COMMENTS
10-18-22		CITY COMMENTS

Developer / Owner:
Raytech, L.L.C.
25 Skye Court
O'Fallon, MO 63368
(314) 565-8053

CONSTRUCTION DETAILS

P+Z No. 21-010104
Approved: 12-02-21

City No. #

Page No. 9 of 9