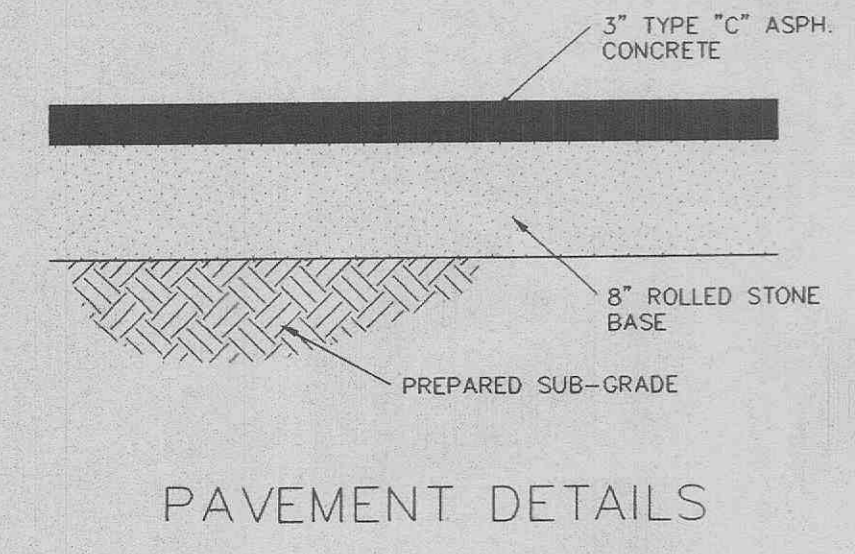
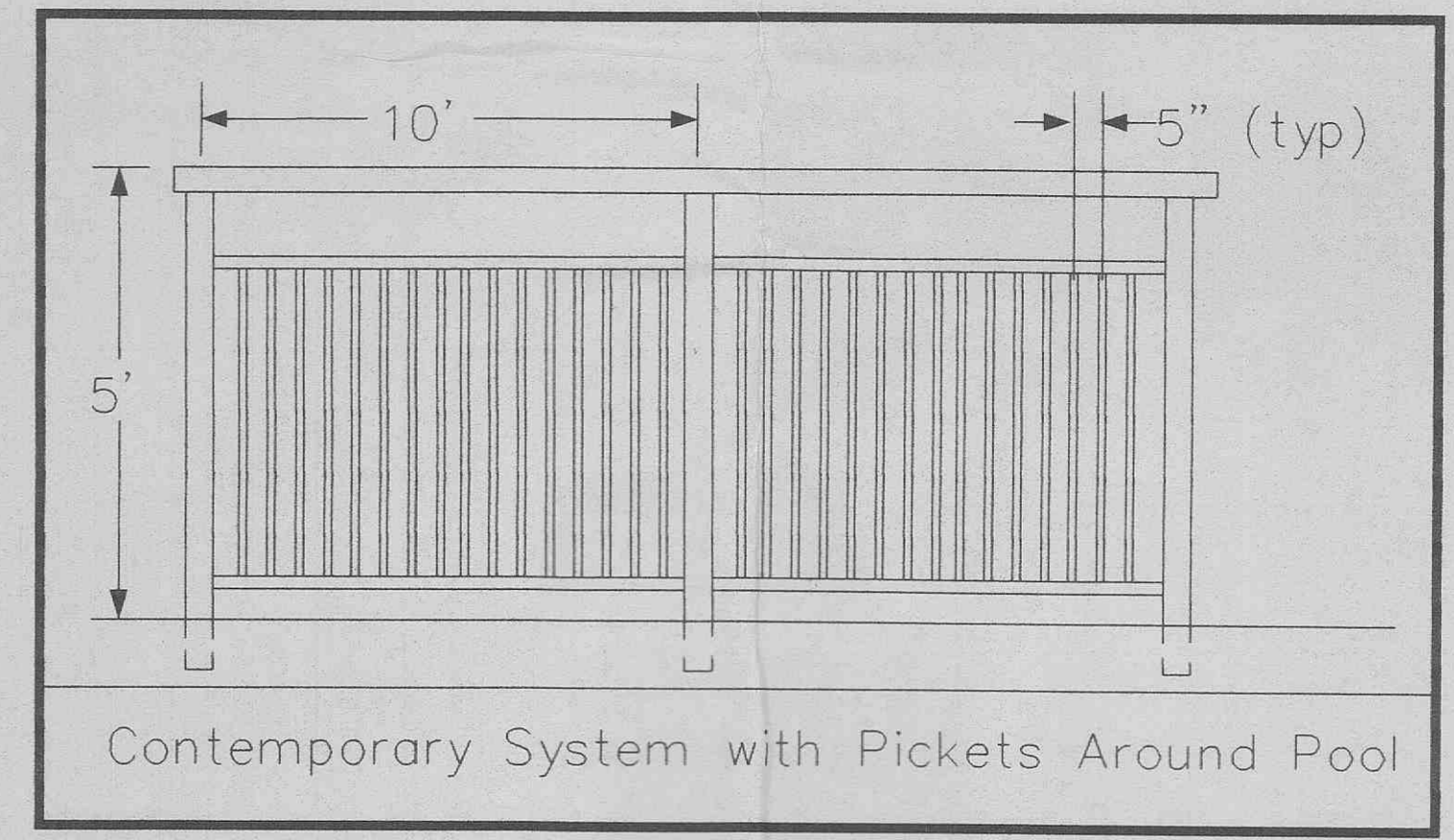
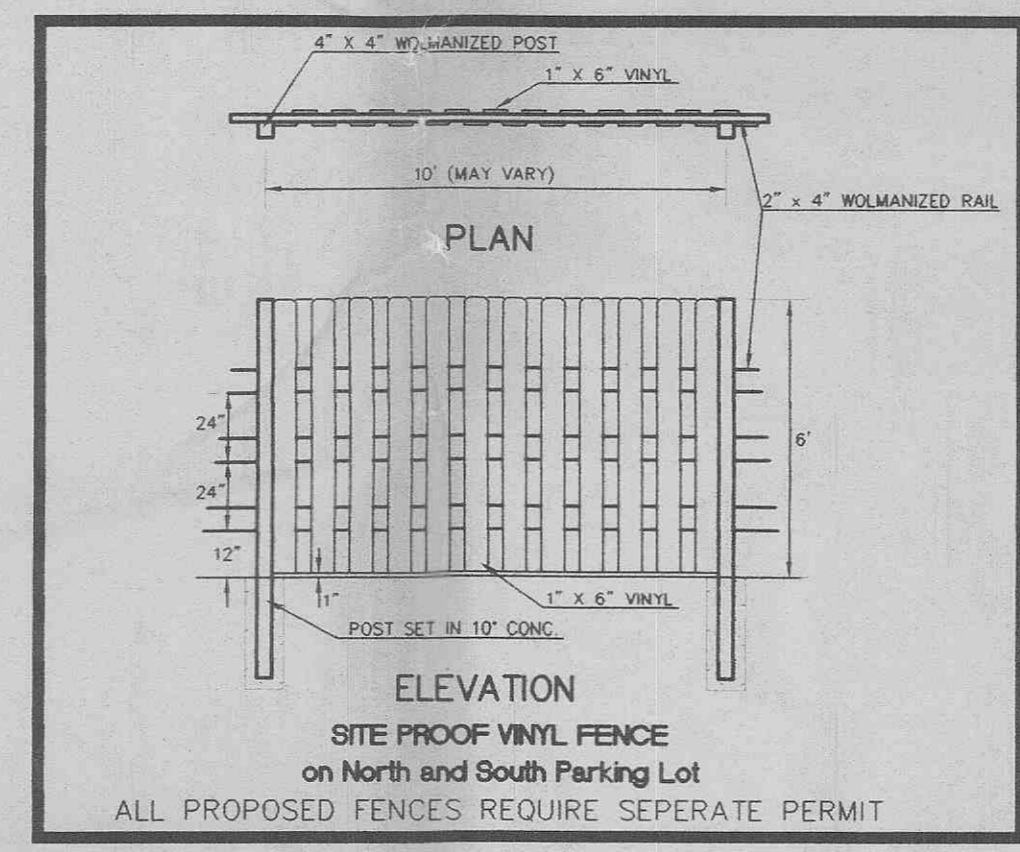


STANDARD SIGN FACE, STANDARD HIGHWAY DEPARTMENT, OR CITY STREET DEPARTMENT GAUGE, BLACK OR BLUE LETTERING, GALVANIZED U CHANNEL POST 7'-0" LONG, SET 3'-0" INTO GRADE, SET BOTTOM OF SIGN 4'-0" ABOVE FINISHED GRADE.

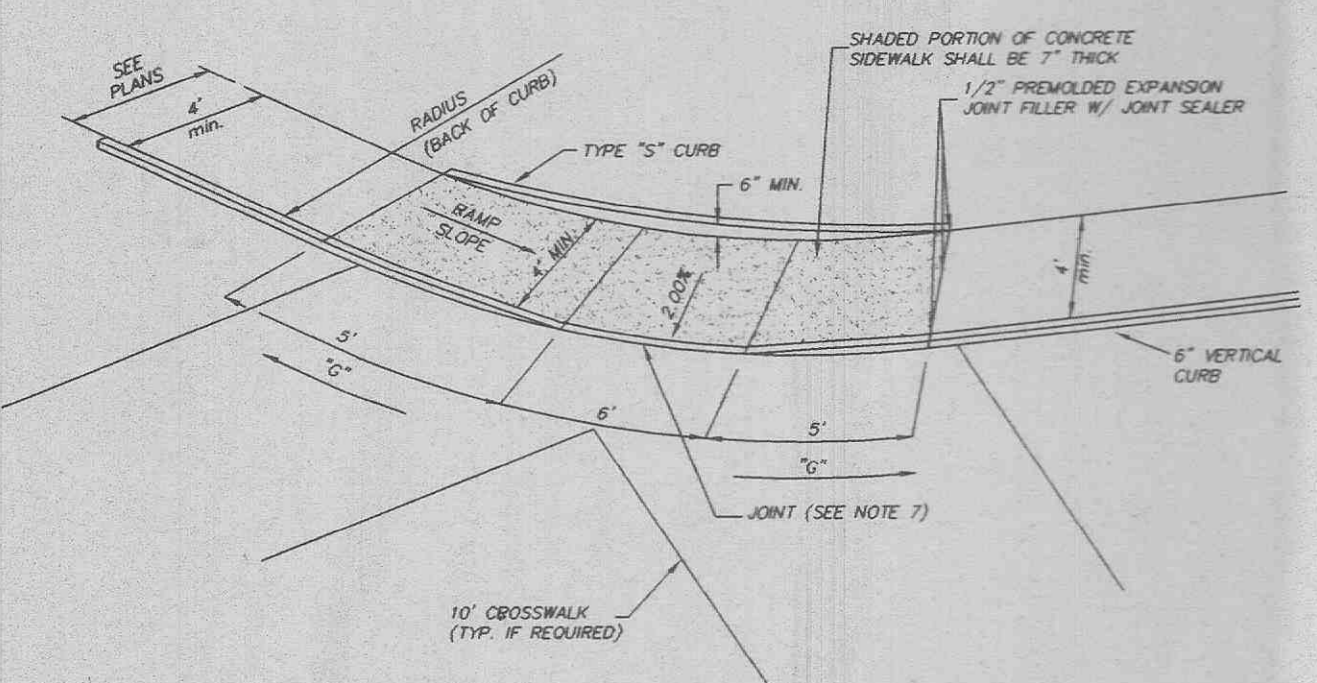
HANDICAP PARKING SIGN

1" = 10' VERT.
1" = 50' HORIZ.
SCALE:

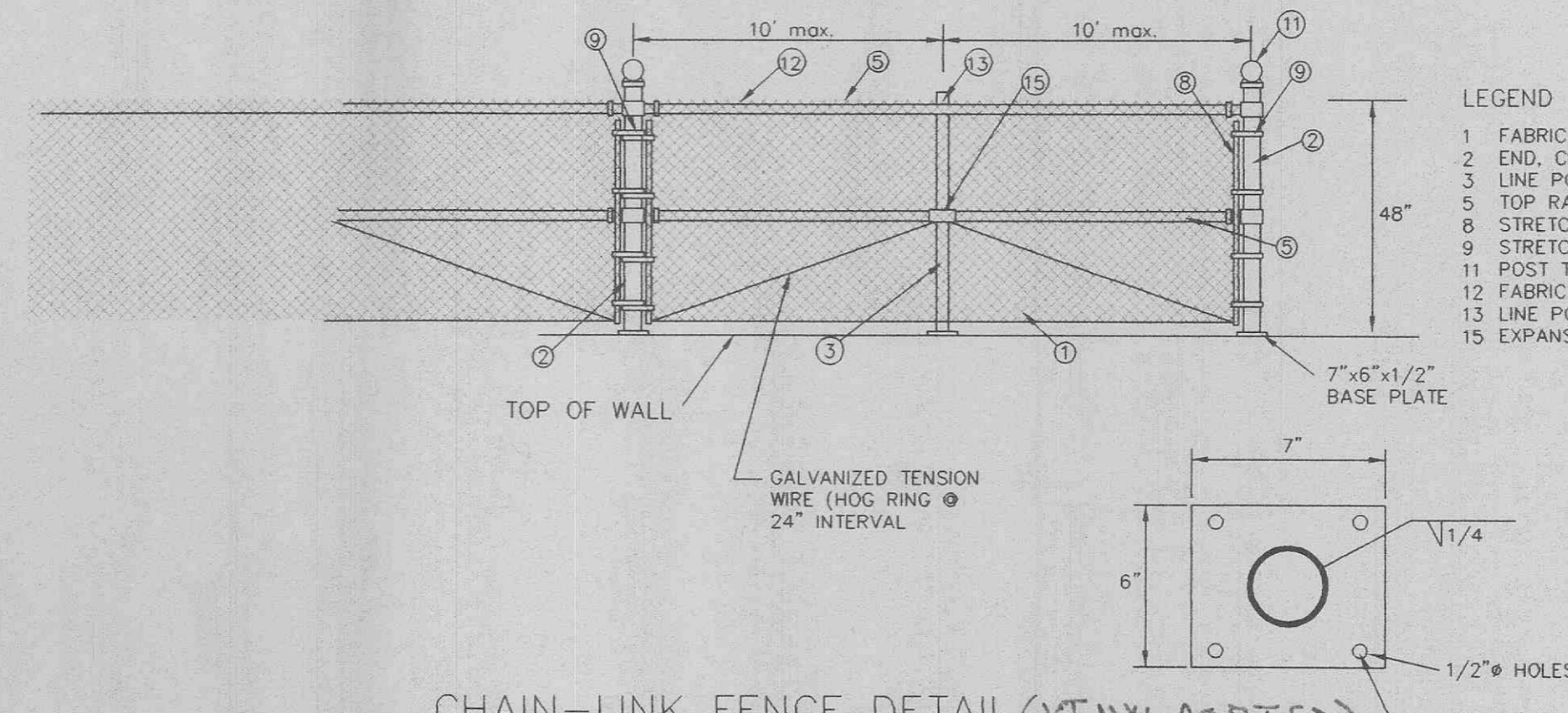


NOTES:

- DO NOT SCALE DRAWING FOLLOW DIMENSIONS.
- SIDEWALKS AND SIDEWALK CURB RAMPS SHALL BE CONSTRUCTED IN ACCORDANCE WITH THESE DETAILS AND THE CURRENT APPROVED "HANDICAPED WITH DISABILITIES ACT ACCESSIBILITY GUIDELINES" (ADAAG).
- MINIMUM SIDEWALK WIDTH ALONG 6" VERTICAL CURB SHALL BE 5 FEET. MINIMUM SIDEWALK WIDTH ALONG 3" ROLLED CURB SHALL BE 4 FEET.
- MAXIMUM SIDEWALK CROSS SLOPE 0.02/FT.
- ALL SIDEWALK SECTIONS SHALL BE 4" THICK, EXCEPT WHERE INDICATED OTHERWISE BY SHADED PORTIONS SHOWN ON DETAILS. ALL SIDEWALK SECTIONS AND CURB RAMPS, REGARDLESS OF THICKNESS, SHALL BE PAID FOR AS "CONCRETE SIDEWALK".
- WHERE CURB RAMP MEETS PAVEMENT, BULLNOSE WILL NOT BE PERMITTED.
- IF INTEGRAL CONCRETE CURB IS CONSTRUCTED, STRIKE A DUMMY JOINT ACROSS BOTTOM OF RAMP AT CURB LINE. IF CONCRETE CURB IS DOWNLEAD-ON BLOCK OUT PAVEMENT TO PROVIDE FULL DEPTH CURB ACROSS RAMP FROM OUTER POINT OF CURB TAPER TO OUTER POINT OF CURB TAPER.
- FOR SIDEWALK LOCATIONS ON CUL-DE-SACS, REFER TO "PAVEMENT CONSTRUCTION DETAILS".
- CONSTRUCT A DIAGONAL RAMP WHEN THE MAXIMUM CORNER RADIUS ALLOWED FOR A STRAIGHT RAMP IS EXCEEDED.
- FOR PAVEMENT LONGITUDINAL AND TRANSVERSE JOINTS AND DOWEL AND RE BAR REQUIREMENTS AND DIMENSIONS, REFER TO THE PAVEMENT CONSTRUCTION DETAILS FOR "JOINTS AND CURBS", STANDARD DRAWING CSD-03.
- FOR ROADWAY CROSS SLOPES, PAVEMENT TYPES, AND THICKNESSES, REFER TO "STANDARD TYPICAL SECTION".
- THE INTERSECTION OF TWO SIDEWALKS OR THE INTERSECTION OF A SIDEWALK AND A DRIVEWAY MAY SERVE AS A WHEELCHAIR PASSING SPACE ON SIDEWALKS LESS THAN 5 FEET WIDE.



PARALLEL CURB RAMP - 6" VERTICAL CURB (TYPE 10)



CHAIN-LINK FENCE DETAIL (VINYL COATED) FOR RETAINING WALLS

Fence Around Detention Basin Wall

REVISED AS PER CITY COMMENTS
07/11/01
08/03/01
08/23/01
08/28/01
09/06/01

PUND PLACE

GENERAL DETAILS

ST. CHARLES ENGINEERING & SURVEYING, INC.
801 S. FIFTH STREET, SUITE 202
ST. CHARLES, MO 63301
TEL: (636) 947-0007 FAX: (636) 947-2446



ORDER NO. 30-0169-01
DATE 05/10/01
C-12