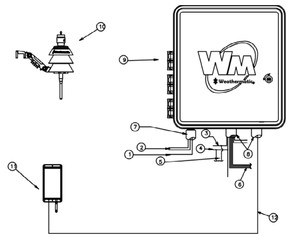

1. GROUND WIRE
2. POWER SUPPLY WIRES
3. MASTER VALVE WIRE
4. COMMON NEUTRAL WIRE
5. PUMP GROUT WIRES (OPTIONAL)
6. VALVE CONTROL WIRES – TWO-WIRE PATH TO DECODERS
7. CONDUIT 115/230 V A.C.
8. CONDUIT 24V A.C.
9. WALL MOUNT CONTROLLER (REQUIRED AND PROVIDED BY QUIK TRIP)
10. SLW5 WIRELESS WEATHER STATION (REQUIRED AND PROVIDED BY QUIK TRIP)
11. SL-AIRCARD (REQUIRED AND PROVIDED BY QUIK TRIP, DO NOT PROGRAM OR REGISTER)
12. SL-AIRCARD RJ11 CABLE

NOT TO SCALE

L1 SL1600 w/SLM48DM SERIES CONTROLLER W/SLW5 & AIRCARD

SN:

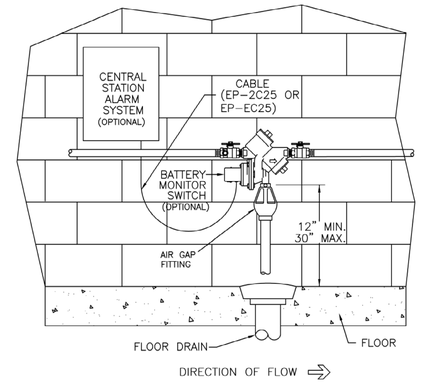

L6 WILKINS MODEL 975XL RPZ BACKFLOW

SN:

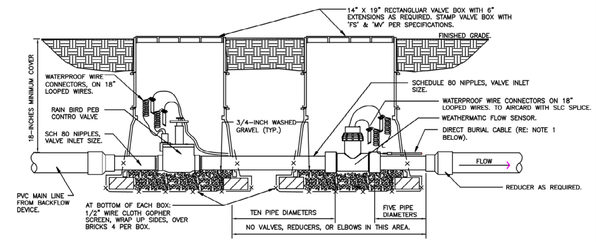

NOTE:
1. DIRECT BURIAL 1 PAIR, TWISTED SHIELDED CABLE-MINIMUM CONDUCTOR SIZE 20 AWG. DO NOT EXCEED 2,000 FEET IN LAYING DISTANCE FROM FLOW SENSOR TO IRRIGATION CONTROLLER
2. SIZE FLOW SENSOR BASED ON REQUIRED GPM NEEDED ON PROJECT.
3. MINIMUM DISTANCES BETWEEN ANY FITTING OR VALVE AND FLOW SENSOR ARE NOTED ABOVE.

L11 MASTER VALVE AND FLOW SENSOR

SN:

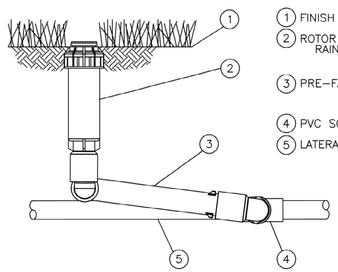

1. FINISH GRADE
2. ROTOR POP-UP SPRINKLER: RAIN BIRD 5004
3. PRE-FABRICATED SWING JOINT:
4. PVC SCH 40 TEE OR ELL
5. LATERAL PIPE

F1 RAIN BIRD 5000 SERIES POP-UP ROTORY HEAD

SN:

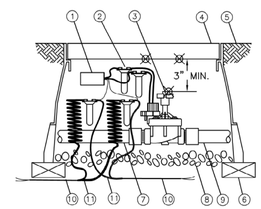

1. FIELD DECODER: WEATHERMATIC SLDEC1 2-WIRE DECODER
2. DRY SPLICE WIRE CONNECTOR (1 OF 4)
3. RAIN BIRD PEB SERIES REMOTE CONTROL VALVE
4. 12-INCH VALVE BOX WITH COVER
5. FINISH GRADE OR TOP OF MULCH
6. BRICK (1 OF 4)
7. PVC MAINLINE PIPE
8. 3-INCH MINIMUM DEPTH OF 3/4-INCH WASHED GRAVEL
9. PVC LATERAL PIPE
10. TWO-WIRE CABLE TO NEXT DEVICE (FIELD DECODER, SENSOR DECODER, LINE SURGE PROTECTOR OR SL1600 CONTROLLER)
11. COMMUNICATION WIRE TO NEXT DEVICE (FIELD DECODER, SENSOR DECODER, LINE SURGE PROTECTOR OR SL1600 CONTROLLER)

NOTES:
1. MAXIMUM LENGTH OF SECONDARY WIRE PATH (14 AWG) FROM FIELD DECODER TO SOLENOID IS 450 FEET.
2. PLACE 3 FEET OF EXTRA WIRE IN EVERY VALVE BOX FOR EASIER SERVICING.

F6 RAIN BIRD PEB SERIES CONTROL VALVE

SN:

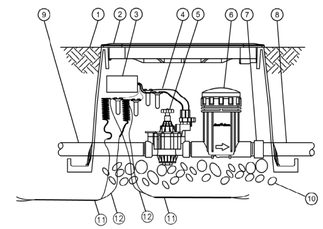

1. FINISH GRADE/TOP OF MULCH
2. VALVE BOX WITH COVER
3. WEATHERMATIC SLDEC1 2-WIRE DECODER
4. WATERPROOF CONNECTION
5. REMOTE CONTROL VALVE: RAIN BIRD 150-PGA (INCLUDED IN XCZ-150-PRB-COM KIT)
6. PRESSURE REGULATING BASKET FILTER: RAIN BIRD PRB-100 (INCLUDED IN XCZ-150-PRB-COM KIT)
7. PVC SCH 40 FEMALE ADAPTOR
8. LATERAL PIPE
9. MAINLINE PIPE
10. 3-INCH MINIMUM DEPTH OF 3/4-INCH WASHED GRAVEL
11. TWO-WIRE CABLE TO NEXT DEVICE (FIELD DECODER, SENSOR DECODER, LINE SURGE PROTECTOR OR SL1600 CONTROLLER)
12. COMMUNICATION WIRE TO NEXT DEVICE (FIELD DECODER, LINE SURGE PROTECTOR OR SL1600 CONTROLLER)

NOTES:
1. MAXIMUM LENGTH OF SECONDARY WIRE PATH (14 AWG) FROM FIELD DECODER TO SOLENOID IS 450 FEET.
2. PLACE 3 FEET OF EXTRA WIRE IN EVERY VALVE BOX FOR EASIER SERVICING.

F11 RAIN BIRD XCZ-150-PRB-COM DRIP KIT

SN:

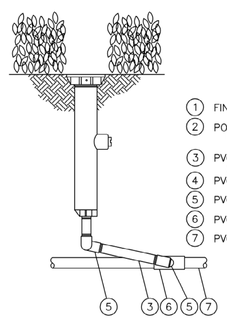

1. FINISH GRADE/TOP OF MULCH
2. POP-UP SPRAY SPRINKLER: RAIN BIRD 1806-PRS
3. PVC SCH 80 NIPPLE (LENGTH AS REQUIRED)
4. PVC SCH 40 ELL
5. PVC SCH 40 STREET ELL
6. PVC SCH 40 TEE OR ELL
7. PVC LATERAL PIPE

A1 RAIN BIRD 1806 SERIES POP-UP SPRAY HEAD

SN:

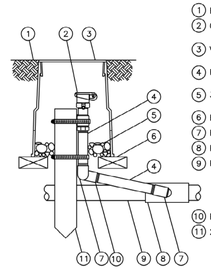

1. FINISH GRADE/TOP OF MULCH
2. QUICK-COUPLING VALVE:
3. VALVE BOX WITH COVER
4. PVC SCH 80 NIPPLE (LENGTH AS REQUIRED)
5. 3-INCH MINIMUM DEPTH OF 3/4-INCH WASHED GRAVEL
6. BRICK (1 OF 2)
7. PVC SCH 40 STREET ELL
8. PVC SCH 40 TEE OR ELL
9. PVC MAINLINE PIPE
10. PVC SCH 40 ELL
11. 2" x 2" REDWOOD STAKE WITH STAINLESS STEEL GEAR CLAMPS OR EQUIVALENT SUPPORT SYSTEM

NOTE:
FURNISH FITTINGS AND PIPING NOMINALLY SIZED IDENTICAL TO NOMINAL QUICK COUPLING VALVE INLET SIZE.

A6 RAIN BIRD QUICK COUPLER 33DRC SERIES

SN:

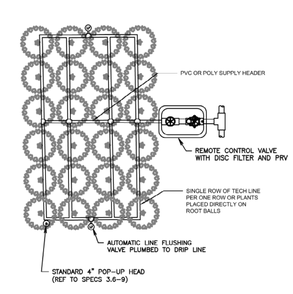

PLANTING AREA
(ONE LINE OF TECH LINE PER ROW)

NOTE:
1. RECOMMENDED MINIMUM FILTRATION: 120 MESH
2. PRESSURE AT FLUSH VALVE SHALL BE MIN 14.5 PSI
3. 2 PSI CHECK VALVE (MAX 4.6' OF WATER (ELEVATION CHANGE))
4. REFER TO MAXIMUM LENGTH OF A SINGLE LATERAL CHART

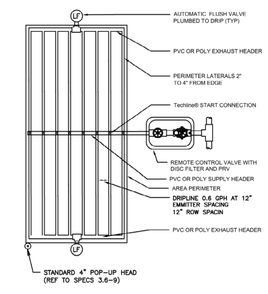

TURF AREA
(12" ROW SPACING)

A11 TECHLINE .6-12 CV CENTER FEED

SN:

MATTHEW McFARLING
Certified Irrigation Designer
CID
120659
4-6-2018
PROJECT NO.:161105

McFarling Irrigation D&C LLC
McFarling Irrigation D&C LLC
Broken Arrow OK 74012
Phone: (678) 270-0761
Email: mathew@mirrigationdesign.com
Website: mirrigationdesign.com

QuikTrip No. 0662

955 BRYAN ROAD
O'FALLAN, MO 63366

© COPYRIGHT QUIKTRIP CORPORATION 2011
ANY UNAUTHORIZED USE, REPRODUCTION, PUBLICATION, DISTRIBUTION, OR SALE IN WHOLE OR IN PART, IS STRICTLY FORBIDDEN.

PROTOTYPE: P-93
DIVISION: 06
VERSION: 001
DESIGNED BY: MCM
DRAWN BY: MCM
REVIEWED BY: MCM

REV	DATE	DESCRIPTION

ORIGINAL ISSUE DATE: 03/01/18

SHEET TITLE:
IRRIGATION DETAILS

SHEET NUMBER:
L510