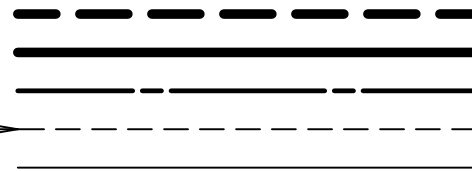
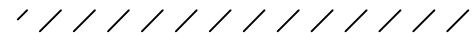







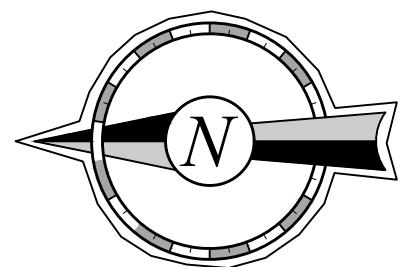
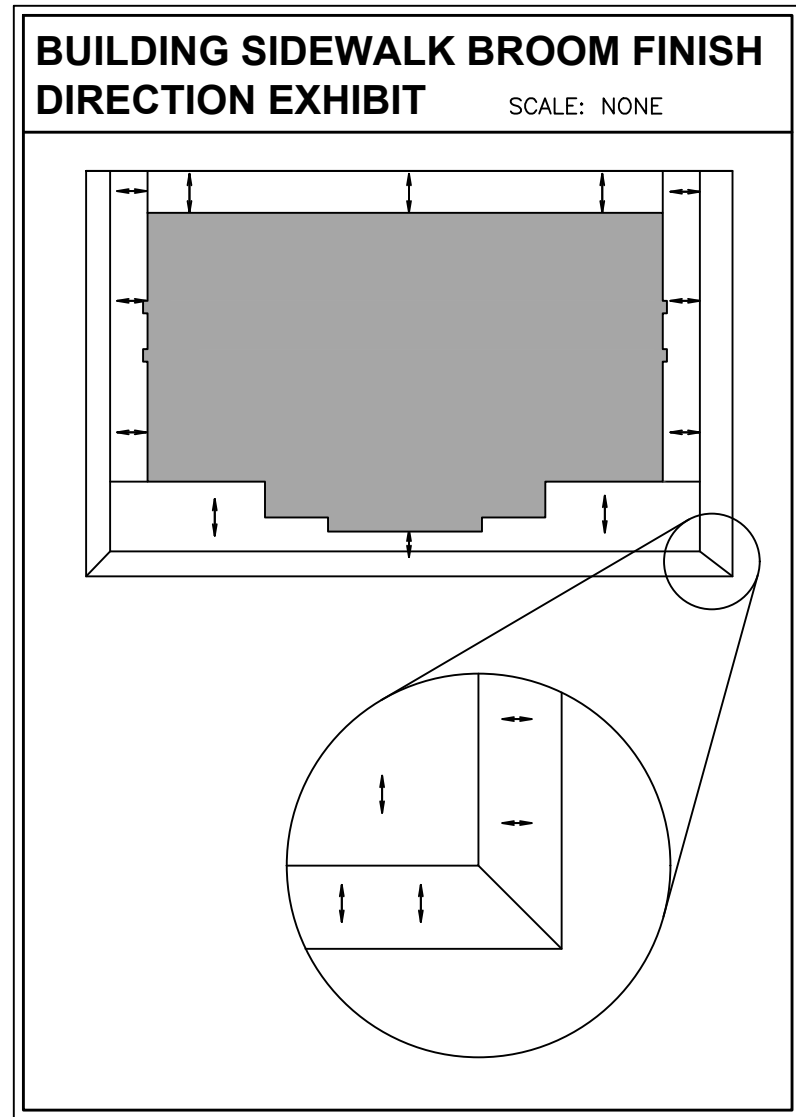


1

PAVING LEGEND	
	ISOLATION - DOWEL ISOLATION - NO DOWEL CONSTRUCTION - TIED CONTRACTION - DOWEL CONTRACTION - NO DOWEL
	THICKENED EDGE
	DRAIN AWAY CURB
	REINFORCED PANEL
	RADIUS PROTECTOR
	MOUNTABLE CURB
	SECTION DETAIL
	BLOWUP DETAIL

PAVING GENERAL NOTES	
1.	DURING CONSTRUCTION, CONTRACTION JOINTS SHALL BE REPLACED BY CONSTRUCTION JOINTS AS DETERMINED AND AGREED UPON BY THE GC AND QT CONSTRUCTION MANAGER BASED ON THE PROJECT SCHEDULE FOR CONCRETE PAVING PLACEMENT. CONSTRUCTION JOINTS SHALL BE CONSTRUCTED PER DETAIL XX-XXX.
2.	FOR JOINT LOCATIONS WITHIN ADA LOCATIONS, RE: ADA COMPLIANCE REFERENCE SHEET C114.
3.	FOR CONSTRUCTION TOLERANCES OF SEALANT PLACEMENT IN JOINTS, RE: C521-L1.



Nathan J. Cowan, Civil Engineer  
MO PE-2005022092  
PROJECT NO.: R2385.28



5220 Oakland Ave.  
St. Louis, MO 63110  
(314) 863-5570  
Missouri State Certificate of  
Authority #2002006804

QuikTrip No. 0683



© COPYRIGHT QUIKTRIP CORPORATION 2011  
ANY UNAUTHORIZED USE, REPRODUCTION,  
PUBLICATION, DISTRIBUTION, OR SALE IN  
WHOLE OR IN PART, IS STRICTLY FORBIDDEN.

PROTOTYPE: P-120 (11/24/2024)  
DIVISION:  
VERSION: 001  
DESIGNED BY:  
DRAWN BY:  
REVIEWED BY:

[illegible]

SHEET TITLE:

---

BUILDING PAVING PLAN

SHEET NUMBER:

C131