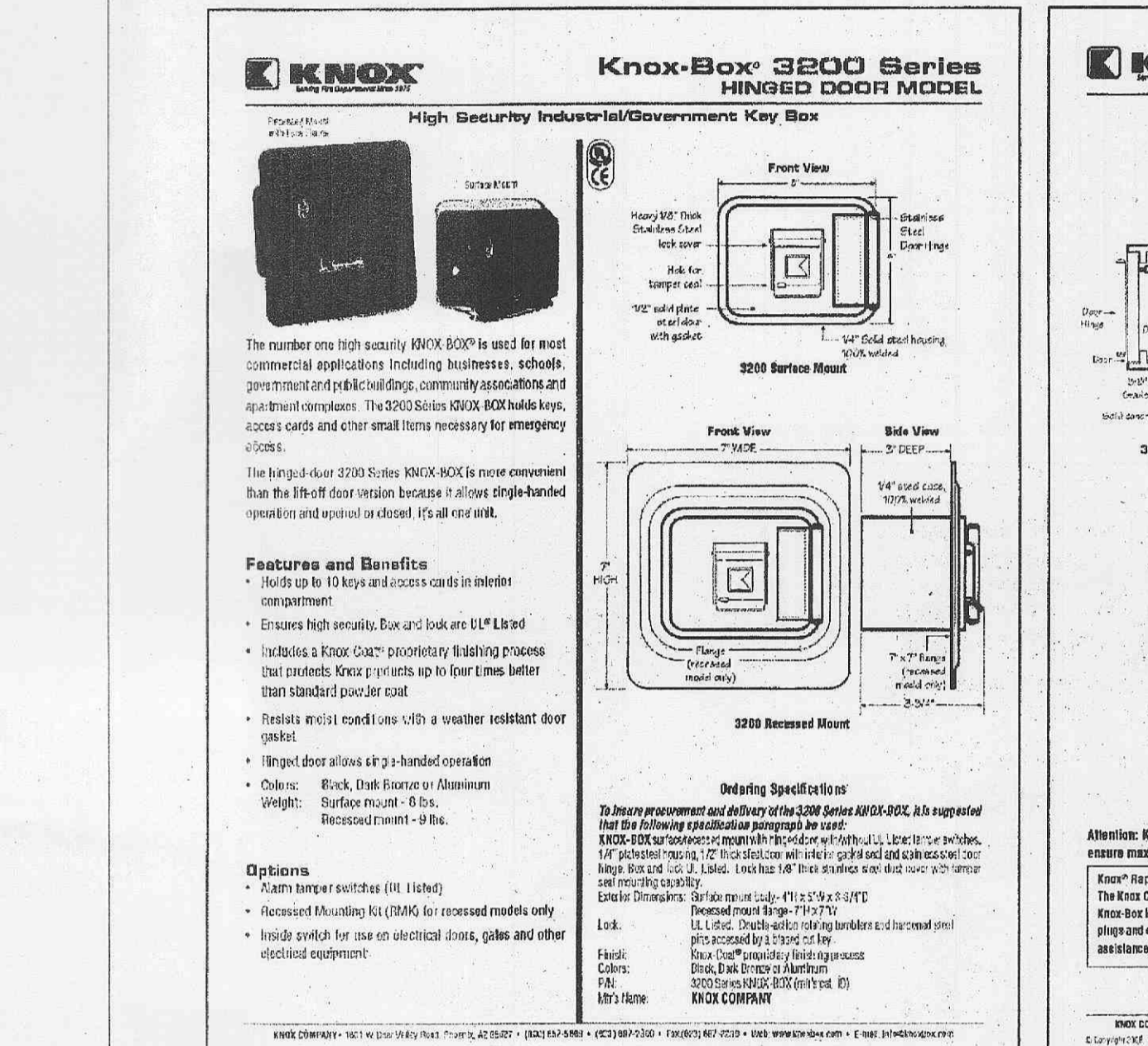
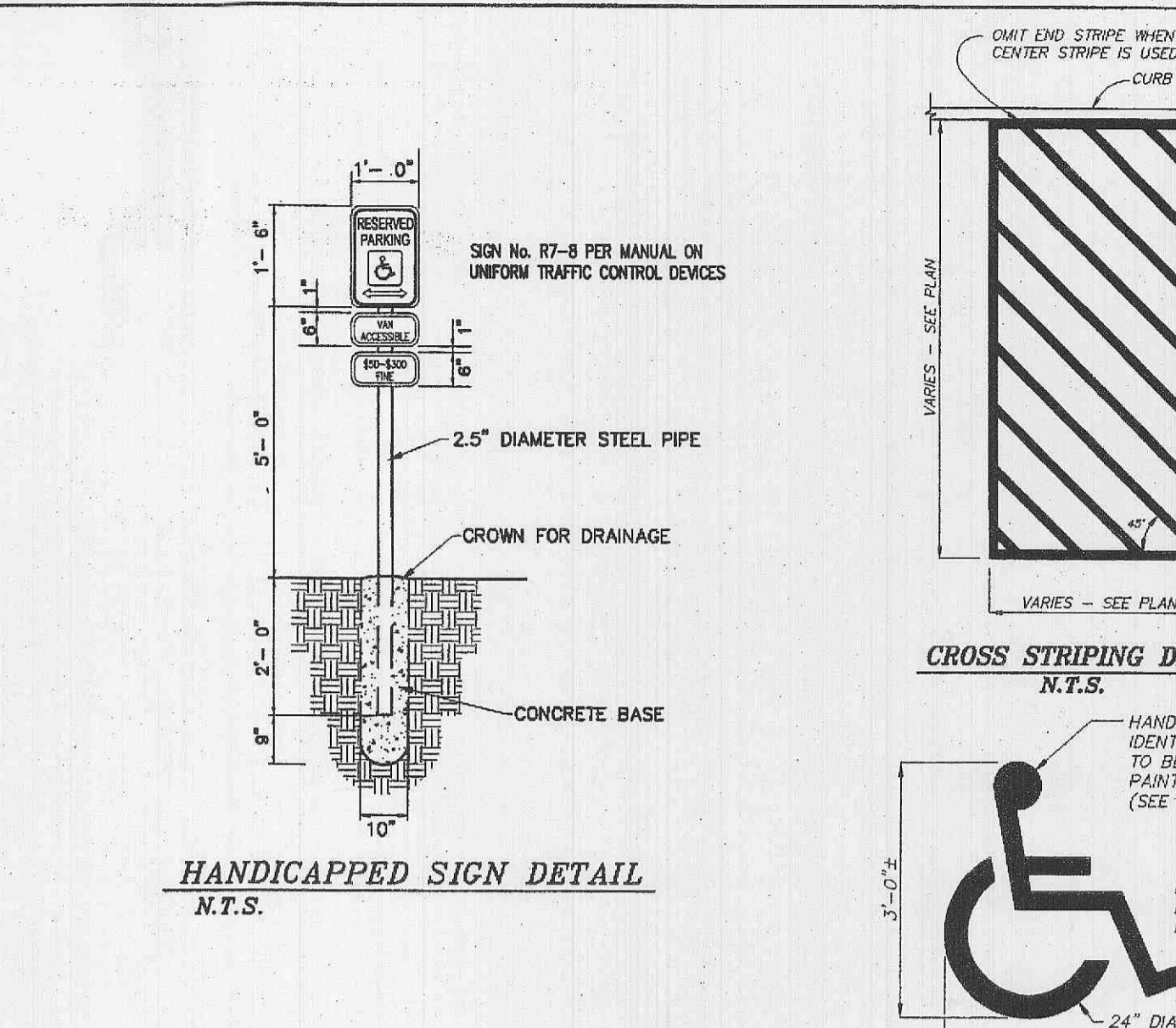


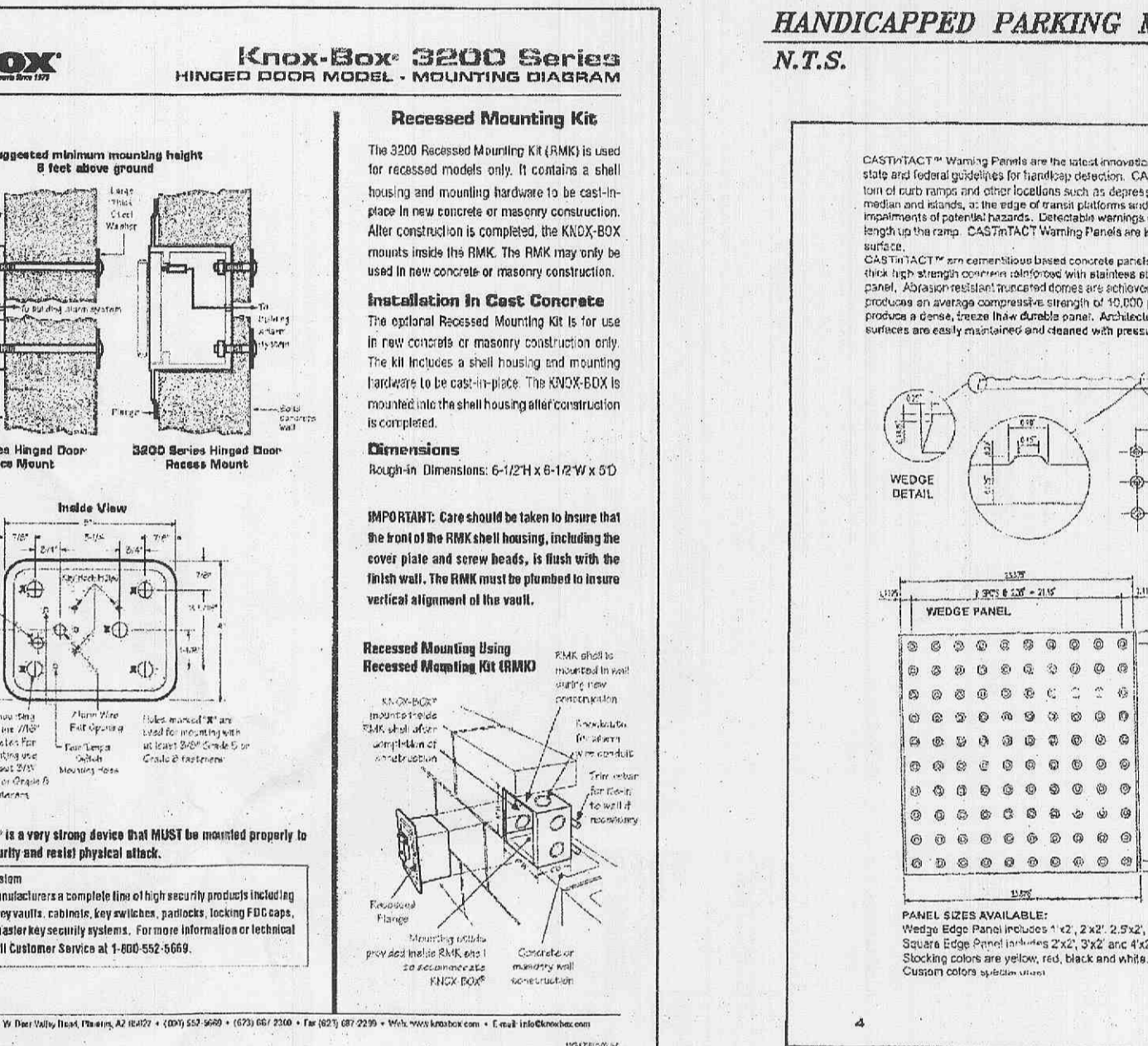
OR EQUIVALENT



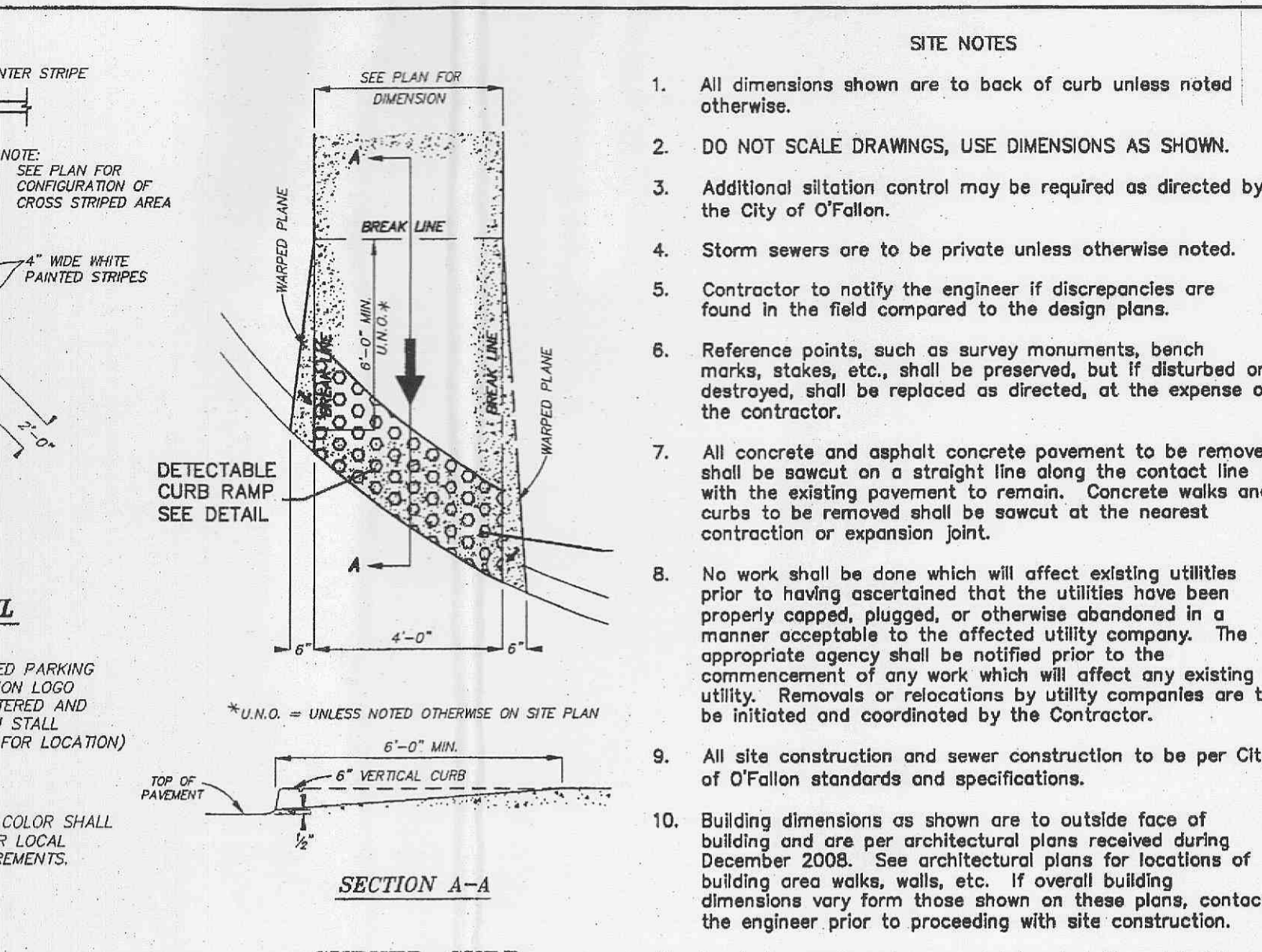
OR EQUIVALENT



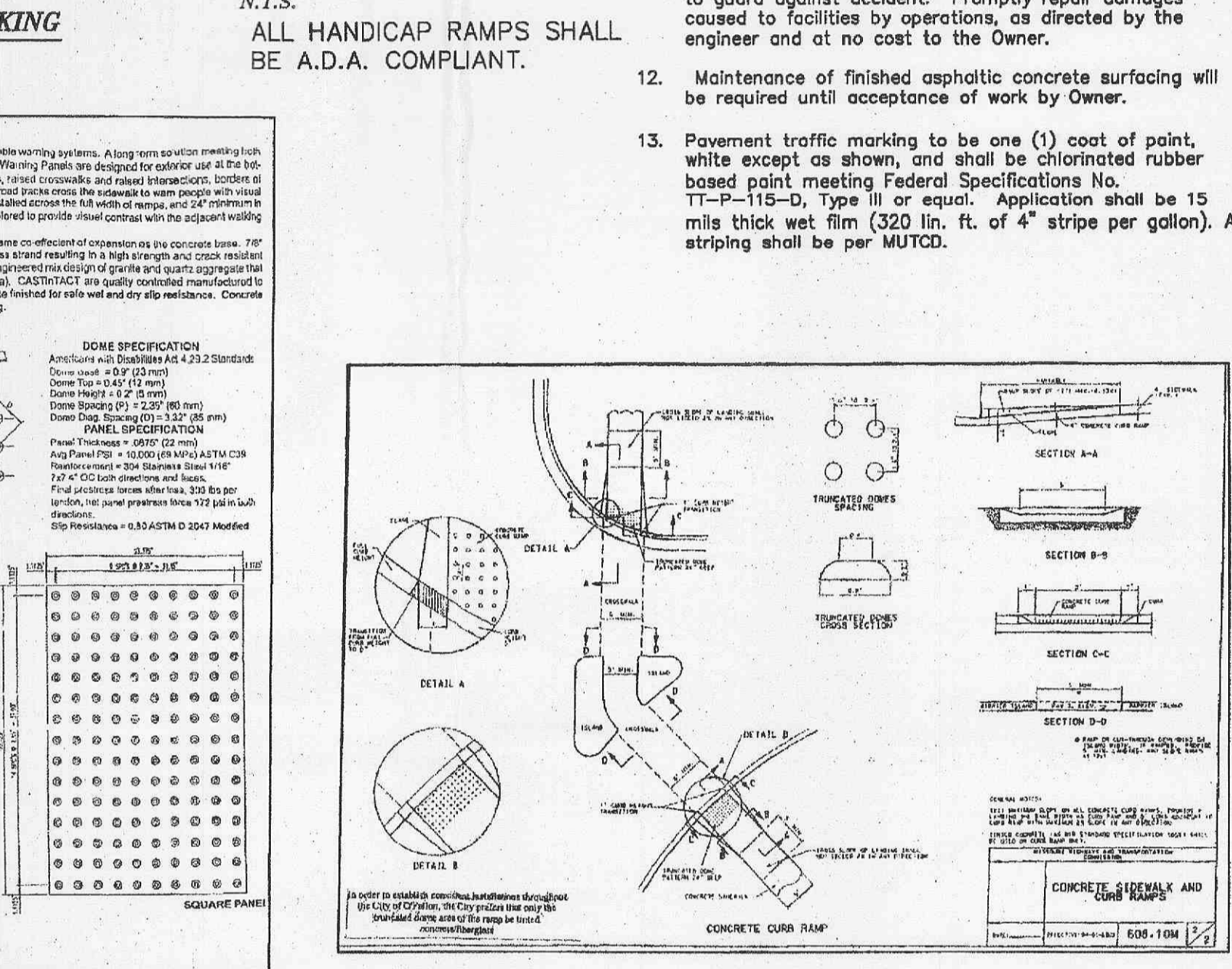
OR EQUIVALENT



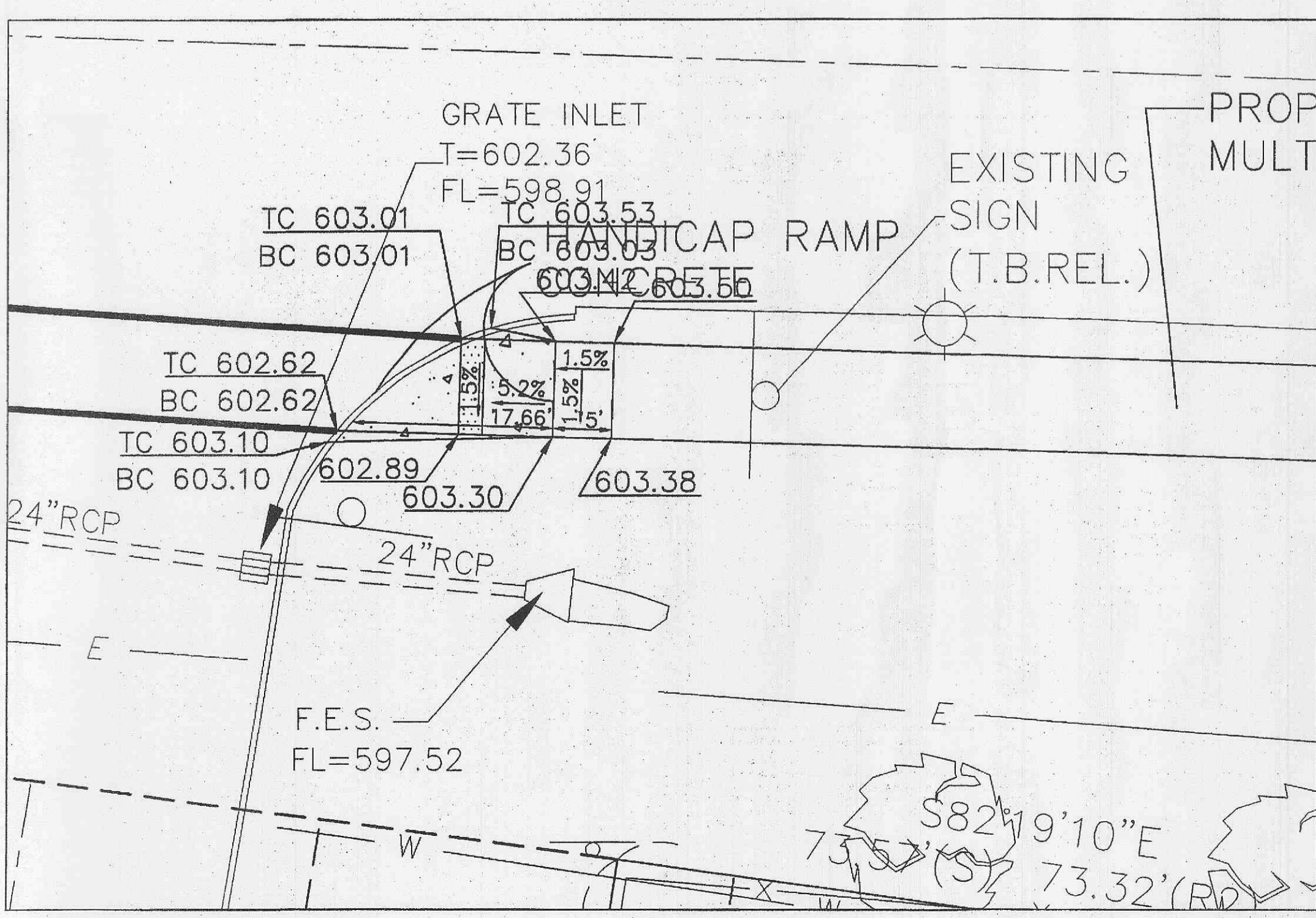
OR EQUIVALENT



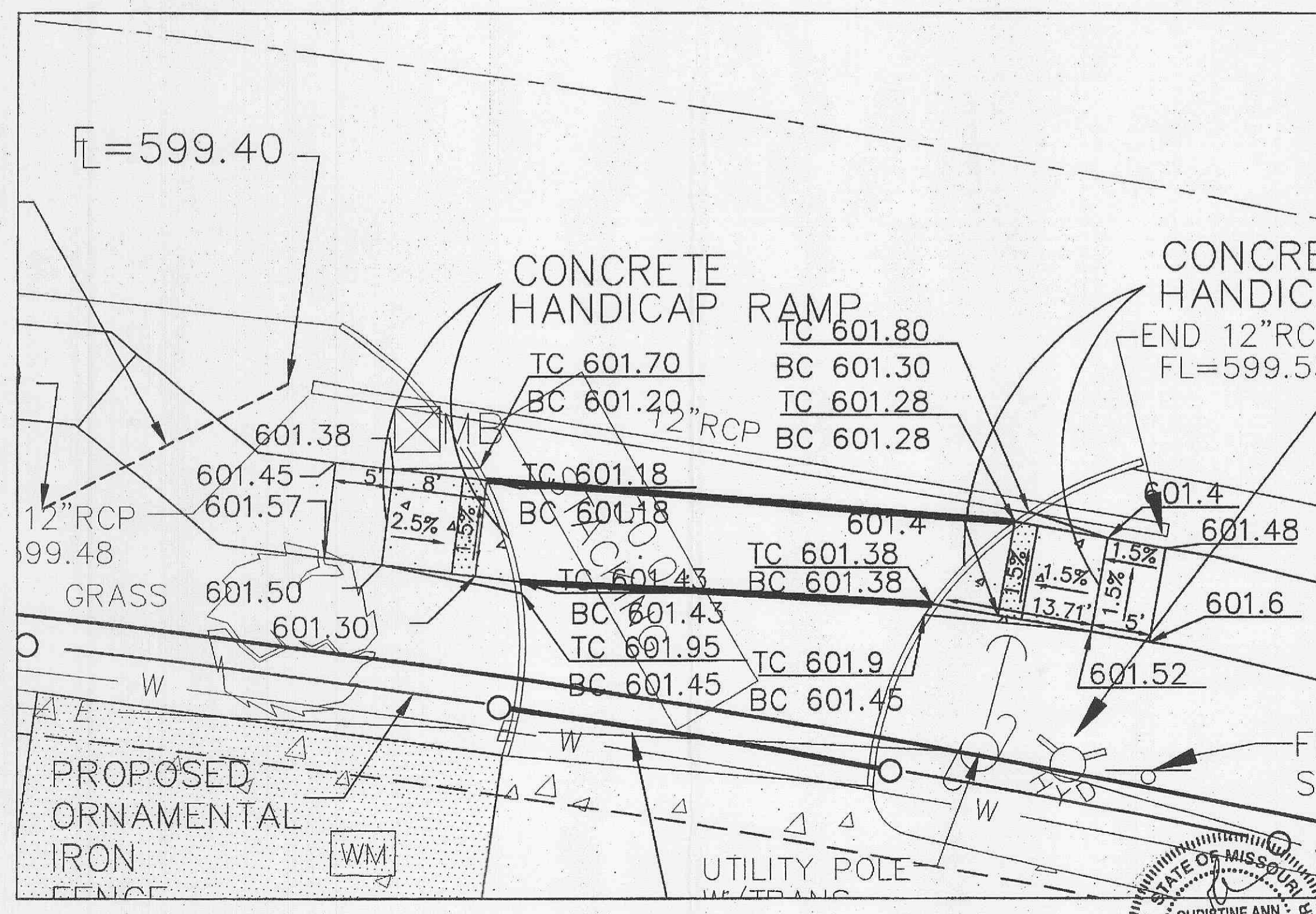
OR EQUIVALENT



OR EQUIVALENT



NOTE: CONCRETE RAMP ARE TO BE PROVIDED WHERE THE TRAIL INTERSECTS A DRIVE



NOTE: CONCRETE RAMP ARE TO BE PROVIDED WHERE THE TRAIL INTERSECTS A DRIVE

NOT APPROVED FOR CONSTRUCTION

SHEET 7 OF 7

Copyright 2008 by Pickett, Ray & Silver Inc.

- SITE NOTES**
- All dimensions shown are to back of curb unless noted otherwise.
  - DO NOT SCALE DRAWINGS, USE DIMENSIONS AS SHOWN.
  - Additional siltation control may be required as directed by the City of O'Fallon.
  - Storm sewers are to be private unless otherwise noted.
  - Contractor to notify the engineer if discrepancies are found in the field compared to the design plans.
  - Reference points, such as survey monuments, bench marks, stakes, etc., shall be preserved, but if disturbed or destroyed, shall be replaced as directed, at the expense of the contractor.
  - All concrete and asphalt concrete pavement to be removed shall be sawcut on a straight line along the contact line with the existing pavement to remain. Concrete walks and curbs to be removed shall be sawcut at the nearest contraction or expansion joint.
  - No work shall be done which will affect existing utilities prior to having ascertained that the utilities have been properly capped, plugged, or otherwise abandoned in a manner acceptable to the affected utility company. The appropriate agency shall be notified prior to the commencement of any work which will affect any existing utility. Removal or relocation by utility companies are to be initiated and coordinated by the Contractor.
  - All site construction and sewer construction to be per City of O'Fallon standards and specifications.
  - Building dimensions as shown are to outside face of building and are per architectural plans available during December 2008. See architectural plans for locations of building area walks, walls, etc. If overall building dimensions vary from those shown on these plans, contact the engineer prior to proceeding with site construction.
  - Conduct operations to prevent injury to adjacent buildings, structures, other facilities and persons. Signs, lights, and barricades shall be installed at all locations as necessary to guard against accident. Promptly repair damages caused to facilities by operations, as directed by the engineer and at no cost to the Owner.
  - Maintenance of finished asphalt concrete surfacing will be required until acceptance of work by Owner.
  - Pavement traffic marking to be one (1) coat of paint, white except as shown, and shall be chlorinated rubber based paint meeting Federal Specifications No. TT-P-115-D, Type III or equal. Application shall be 15 mils thick wet film (320 lin. ft. of 4" stripe per gallon). All striping shall be per MUTCD.

**PICKETT, RAY & SILVER INC.**  
CIVIL ENGINEERING, LAND SURVEYING, AND NATURAL RESOURCES SERVICES

Branson  
St. Peters  
New Town  
330 Mid Rivers Mall Drive  
39201 E. Hwy 76, Suite B  
St. Charles, MO 63301  
St. Peters, MO 63376  
Phone (636) 397-1211 Fax (636) 397-1104  
www.prs3.com 1-800-708-3918

**RSC LEASING**  
IMPROVEMENT PLANS  
OF FALLON, MISSOURI

ATTN: Mr. Jackson Mcintosh  
113 E. Third Street  
Sedalia, MO 65301  
660-827-9955 phone  
660-827-9955 fax

Prepared For: **OMT LEASING, LLC**

REVISIONS

NO.	DATE	COMMENTS PER CITY	COMMENTS PER CITY
1	2/12/09		
2	3/9/09		

**ENGINEERS AUTHENTICATION**  
The responsibility for professional engineering liability on this project is hereby limited to the set of plans authenticated by the seal, signature, and date hereunder attached. Responsibility is disclaimed for all other engineering plans involved in this project and specifically excludes revisions after this date unless reauthenticated.

CHRISTINE ANN BOOK  
REGISTERED PROFESSIONAL ENGINEER  
STATE OF MISSOURI  
No. 2000150037

DATE: 01-09-09  
DATE: 01-09-09

PROJECT # 99203.OMT.L00C  
TASK # 4 FIELD BOOK X

**RSC LEASING**  
IMPROVEMENT PLANS  
CONSTRUCTION PLANS

SHEET 7 OF 7

Copyright 2008 by Pickett, Ray & Silver Inc.