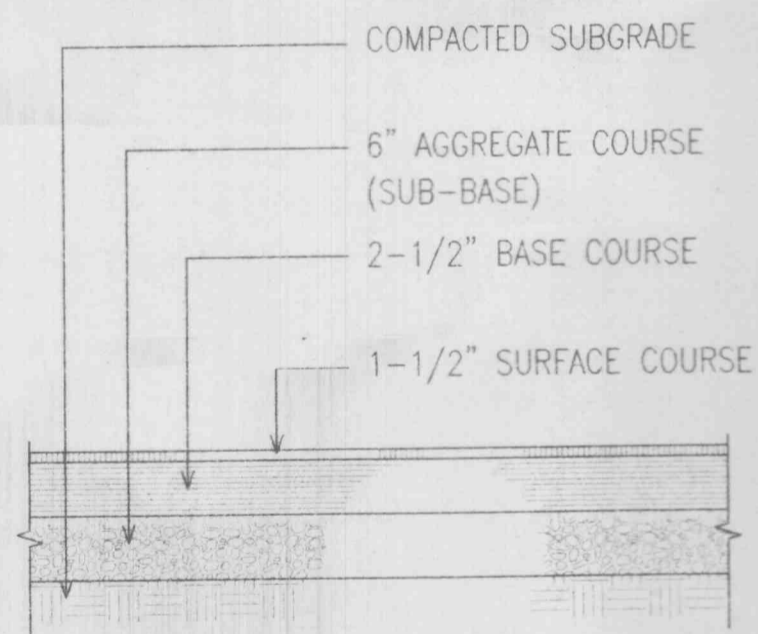


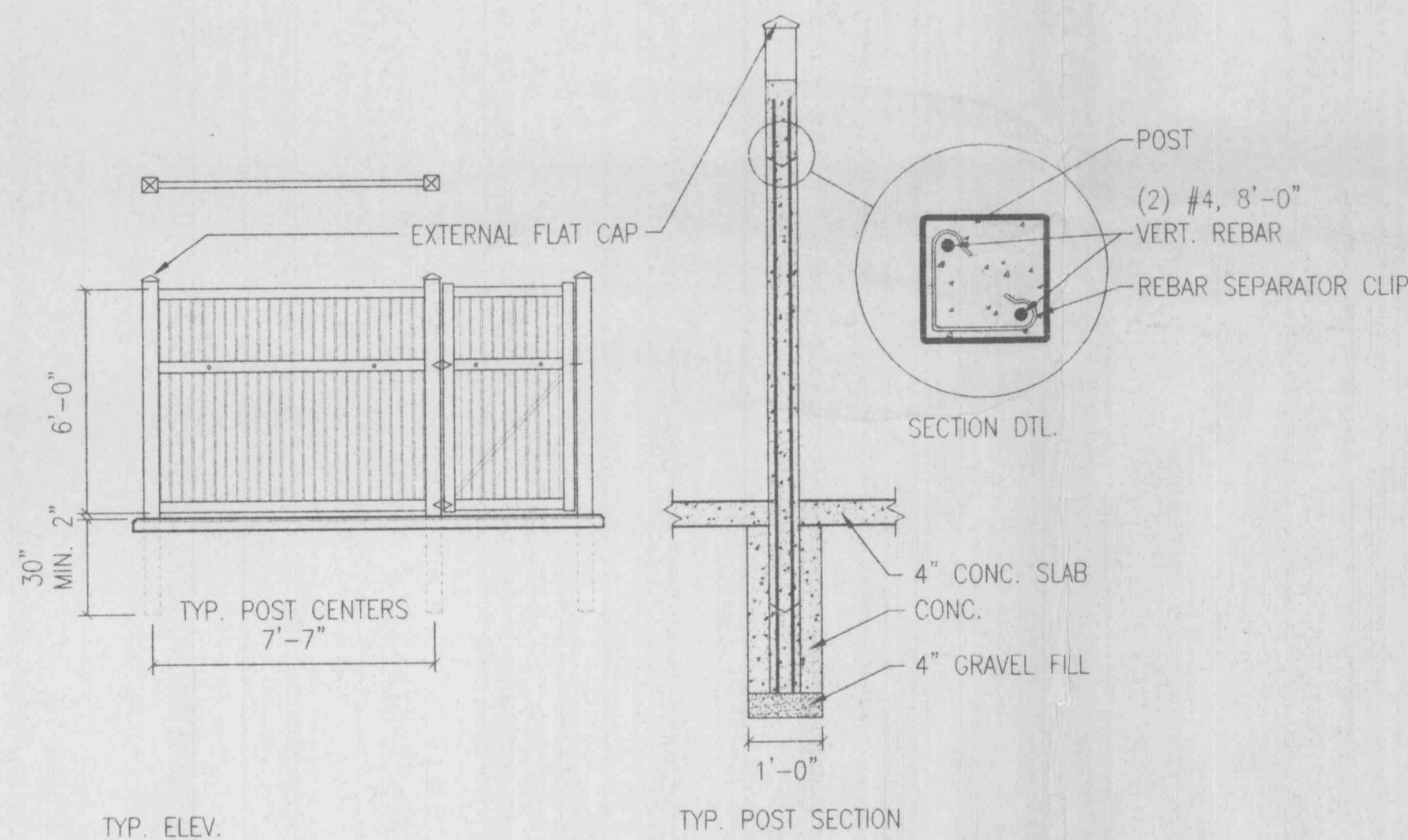
AGGREGATE REQUIREMENTS

SIEVE SIZE	PERCENT OF AGGREGATES PASSING SIEVES		
	6" AGGREGATE COURSE (SUB-BASE)	2-1/2" ASPHALTIC BASE COURSE	1-1/2" ASPHALTIC TOP COURSE SURFACE
4"			
3-1/2"			
2-1/2"	100		
2"	95-100		
1-1/2"	85-100		
1"	75-90		
3/4"	65-80	100	
1/2"	55-70	60-85	100
3/8"	--	30-60	75-95
NO. 4	45-60	0-15	01-30
NO. 8	25-50	0-10	0-10
NO. 30	12-30		
NO. 200	5-10		

NOTE: FOR PAVEMENT OVERLAYING EXISTING PAVEMENT, ONLY TOP COURSES REQUIRED. FOR ALL OTHER APPLICATIONS, ALL LAYERS ARE REQUIRED.



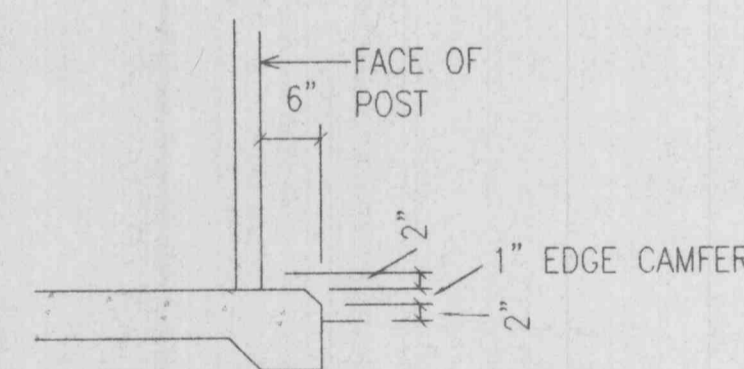
A PAVING DETAIL
A2 NTS



CERTAINTEED EVERNEW VINYL FENCE, BEL AIR, COLOR: TAN
INSTALL PER MANUFACTURERS RECOMMENDATIONS AND SPECIFICATIONS

B VINYL FENCE DETAIL
A2 NTS

PROVIDE HARDWARE FOR THE GATE AS FOLLOWS:
ALL HARDWARE TO HAVE A BAKED ENAMEL PAINT FINISH (BLACK)
1. (1) HANDLE W/ SPRING LOADED LATCH
2. (1) PADLOCK HASP
3. (3) FACE MOUNTED STRAP HINGES



C SLAB EDGE
A2 NTS


Revision	Date	No.
REVISIONS PER CITY	09-08-00	△

Notice

NO PART OF THESE PLANS AND/OR PROJECT MANUAL MAY BE REPRODUCED, COPIED, STORED IN A RETRIEVAL SYSTEM OR TRANSMITTED IN ANY FORM BY ANY MEANS WITHOUT PRIOR WRITTEN PERMISSION OF MITZEL + SCROGGS ARCHITECTS, INC.

DRAWINGS SHALL NOT BE SCALED. QUESTIONS ON DIMENSIONS SHALL BE REFERRED TO THE ARCHITECT'S OFFICE.

CONTRACTORS SHALL VERIFY AND COORDINATE ALL DIMENSIONS, DETAILS, AND JOB CONDITIONS.



**NEW ADDITION TO
R.S.U. BUILDING
TWIN CHIMNEYS
17 COACH LINE DRIVE
O'FALLON, MO**



2401 East Broadway Bldg
Columbia, MO 65201-61
Telephone (573) 449-09
Fax (573) 449-09

SITE + LANDSCAPE DETAILS

Scale	AS NOTED	
Date	07-24-00	Comm No. 0009
In Charge	DCM	
Drawn By	RLC/WHC	
Checked By	SSS	

A2