

NOTES:

1. FOR SYMBOLS, ABBREVIATIONS AND GENERAL NOTES, SEE DRAWING E001.
2. RECEPTACLE FOR POOL VACUUM CLEANER. 50' OF MACHINE CORD PLUS 50' OF SUCTION HOSE WILL REACH ALL POOL SURFACES.
3. MAKE 120V CONNECTION TO DIVISION 15 PIPE HEAT TRACE (APPROX. 2000A) COORDINATE LOCATION WITH PIPING IN FIELD.
4. PROVIDE 120 VOLT CONNECTION TO DETEX LOCAL ALARM DOOR HARDWARE FROM NEAREST RECEPTACLE AS SHOWN. COORDINATE EXACT LOCATION WITH DOOR HARDWARE SUPPLIER.
5. PROVIDE ONE VARIABLE SPEED FAN CONTROLLER FOR CONTROL OF ALL FIVE FANS. CONTROLLER SHALL BE LUTRON #FS-5E-WR (OR APPROVED EQUAL).

Revision	Date	By	Description
1	12/9/02	DM	ISSUED FOR BID

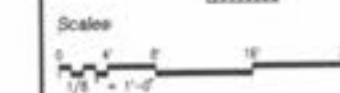
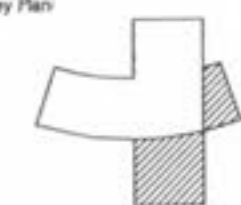


12/13/2002

RENAUD SPIRIT CENTER
For the City of O'Fallon - Missouri



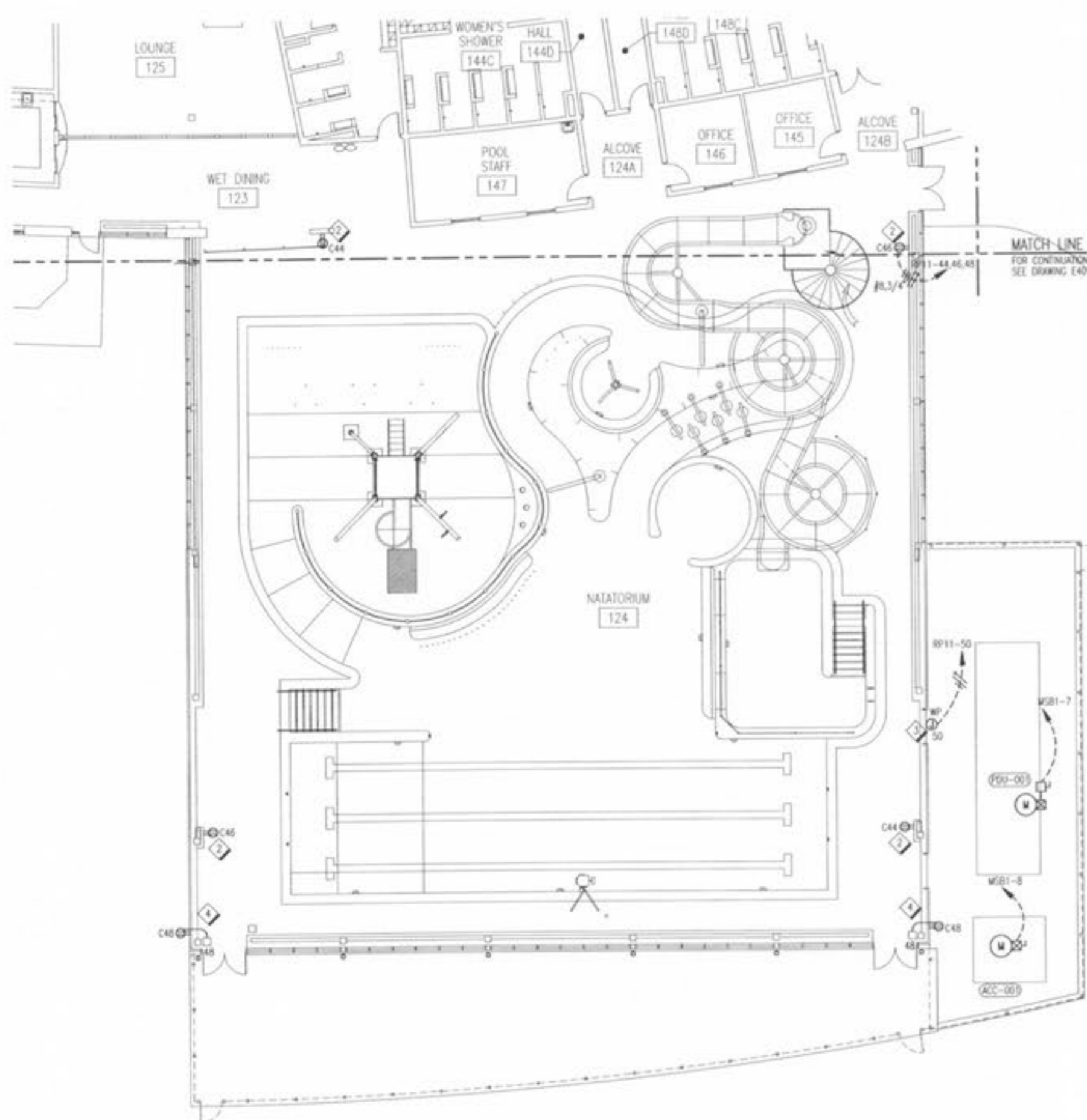
Key Plan



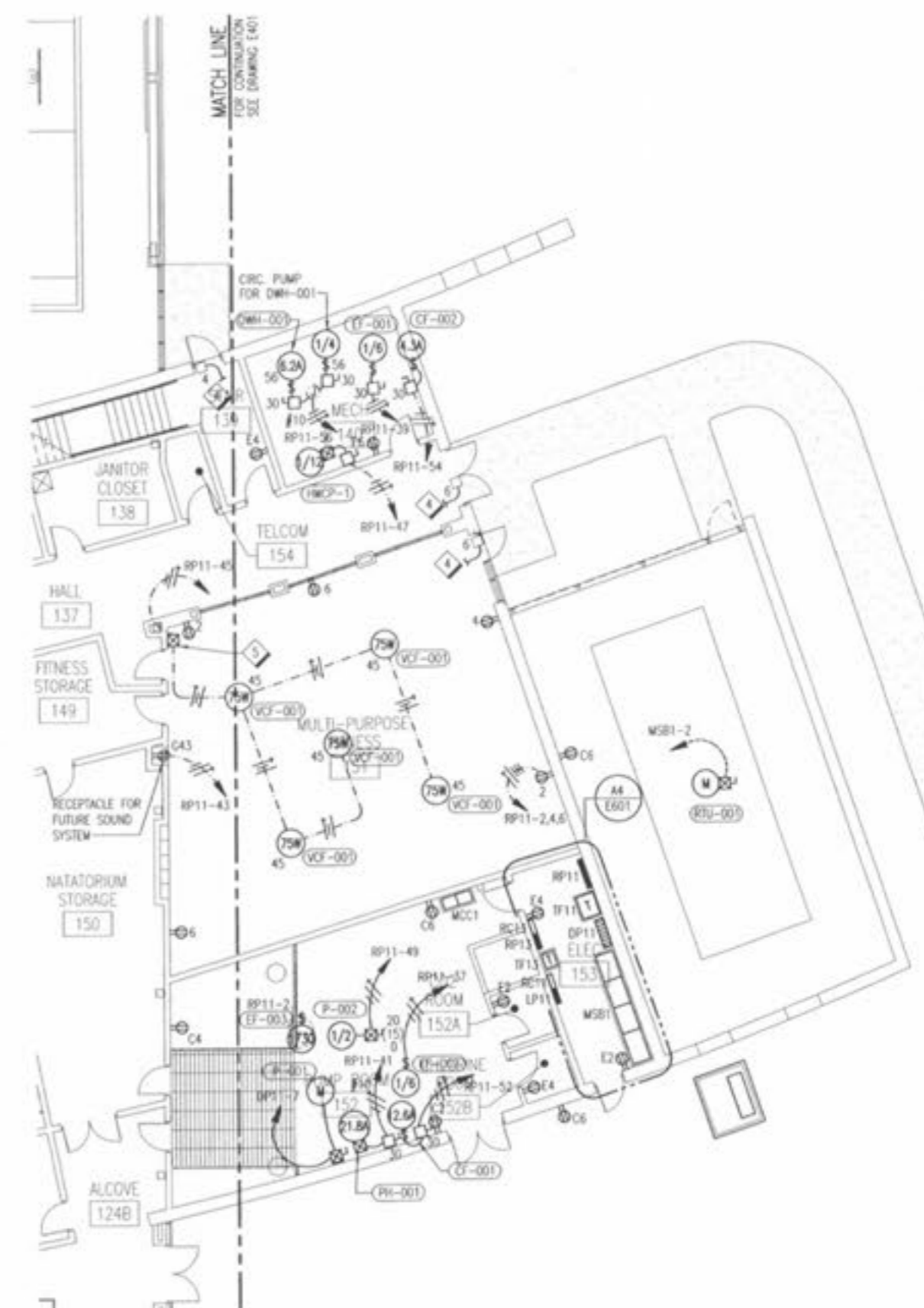
Jacobs Project No: FWH0600
Drawing Title:

**ELECTRICAL
FIRST FLOOR
SOUTH-EAST
POWER PLAN**

Date: DECEMBER 9, 2002
Designed By: H. HAZELMAN | Drawing No:
Drawn By: H. HAZELMAN | Checked By: T. HERTZ | **E402**



A1 FIRST FLOOR SOUTH POWER PLAN
E402 1/8" = 1'-0"



A4 FIRST FLOOR EAST POWER PLAN
E402 1/8" = 1'-0"