

NOTES:

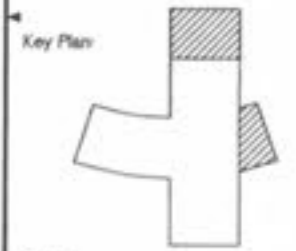
1. FOR SYMBOLS, ABBREVIATIONS AND GENERAL NOTES, SEE DRAWING E501.
2. CONDUIT SHALL NOT BE INSTALLED IN MEZZANINE LEVEL CONCRETE FLOOR SLAB.
3. ROUTE 1" EMPTY CONDUIT UNDER FLOOR, UP WALL AND THROUGH COLUMN CHASE AND CONNECT TO SCOREBOARD AT TOP OF CHASE. SCOREBOARD CONTROL CABLE WILL BE FURNISHED AND INSTALLED IN THIS CONDUIT BY SCOREBOARD SUPPLIER.
4. EXTENT OF ALTERNATE ELECTRICAL WORK IS DEPICTED BY DASHED LINE. WORK ON "BACK" SIDE OF LINE IS SHOWN ON DRAWING INDICATED. ELECTRICAL WORK FOR ALTERNATE IS SHOWN ON THIS DRAWING ON "ALTERNATE" SIDE OF LINE.

Revision
 Date: 12/9/02 By: CAM Description: ISSUED FOR BID

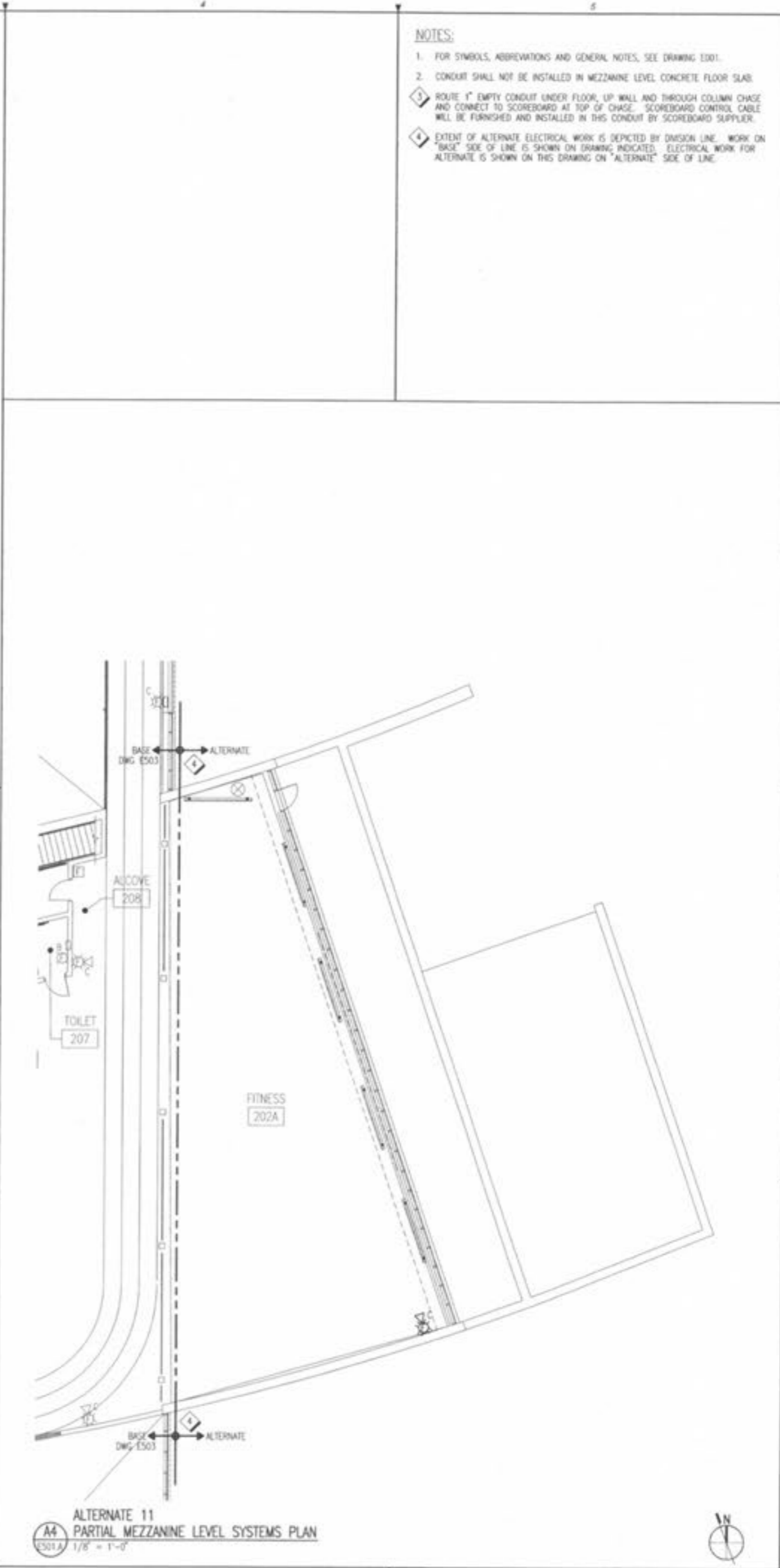
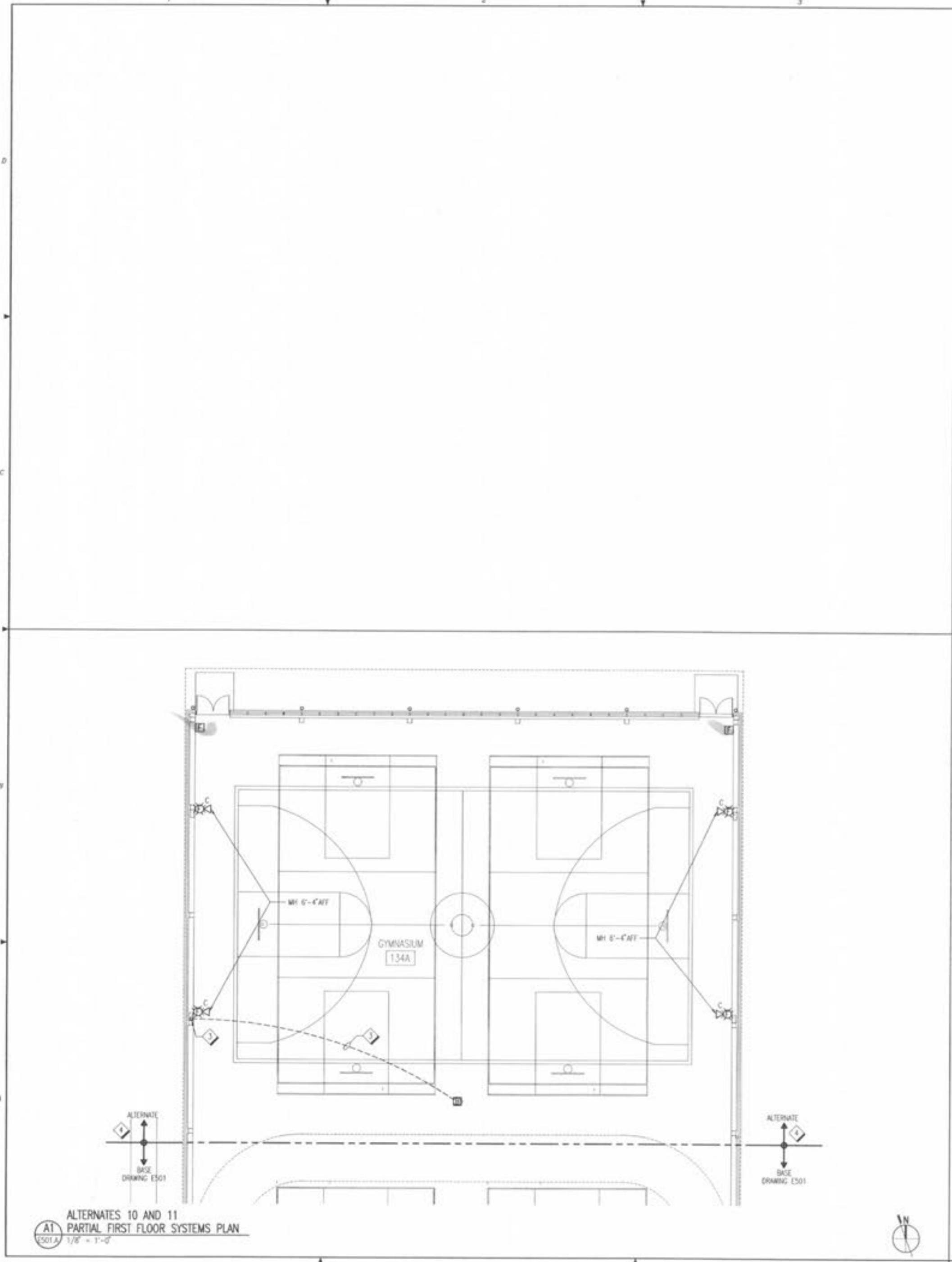


12.13.2002

RENAUD SPIRIT CENTER
 For the City of O'Fallon - Missouri



Jacobs Project No: F0W43600
 Drawing Title:
ELECTRICAL ALTERNATE FIRST FLOOR AND MEZZANINE LEVEL SYSTEMS PLANS
 Date: DECEMBER 9, 2002
 Designed By: D. MENZINGER | Drawing No:
 Drawn By: D. MENZINGER | Checked By: D. CASSIDY | **E501.A**



ALTERNATES 10 AND 11
PARTIAL FIRST FLOOR SYSTEMS PLAN
 E501.A 1/8" = 1'-0"

ALTERNATE 11
PARTIAL MEZZANINE LEVEL SYSTEMS PLAN
 E501.A 1/8" = 1'-0"