

- NOTES:**
1. FOR SYMBOLS, ABBREVIATIONS AND GENERAL NOTES, SEE DRAWING E001.
 2. ALL TELEPHONE/DATA CONDUIT HOMERUNS FROM OUTLETS SHOWN ON THIS DRAWING SHALL BE ROUTED TO TELCOM RM. 154.
 3. DUCT SMOKE DETECTORS SHALL BE FURNISHED AND INSTALLED IN BUCTORY, UNDER DIVISION 15. SEE HVAC DRAWINGS FOR LOCATIONS.
 4. FURNISH AND INSTALL COLUMN CHASE AT EXPOSED COLUMN. SEE ARCHITECTURAL DRAWINGS FOR LOCATION AND LENGTH OF CHASE. FLUSH MOUNT BOX FOR DEVICE OR FUTURE IN COVER OF COLUMN CHASE AT INDICATED MOUNTING HEIGHTS. ROUTE CONDUIT CONCEALED INSIDE CHASE, DOWN INSIDE BLOCK WALL AND UNDERNEATH FLOOR SLAB TO RESPECTIVE DESTINATION.

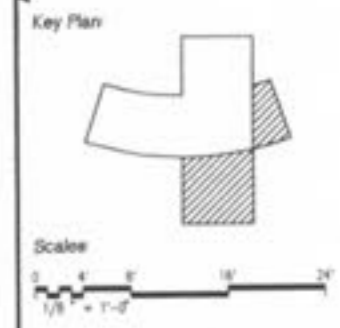
Revision

Date	By	Description
12/19/02	DAM	ISSUED FOR BID

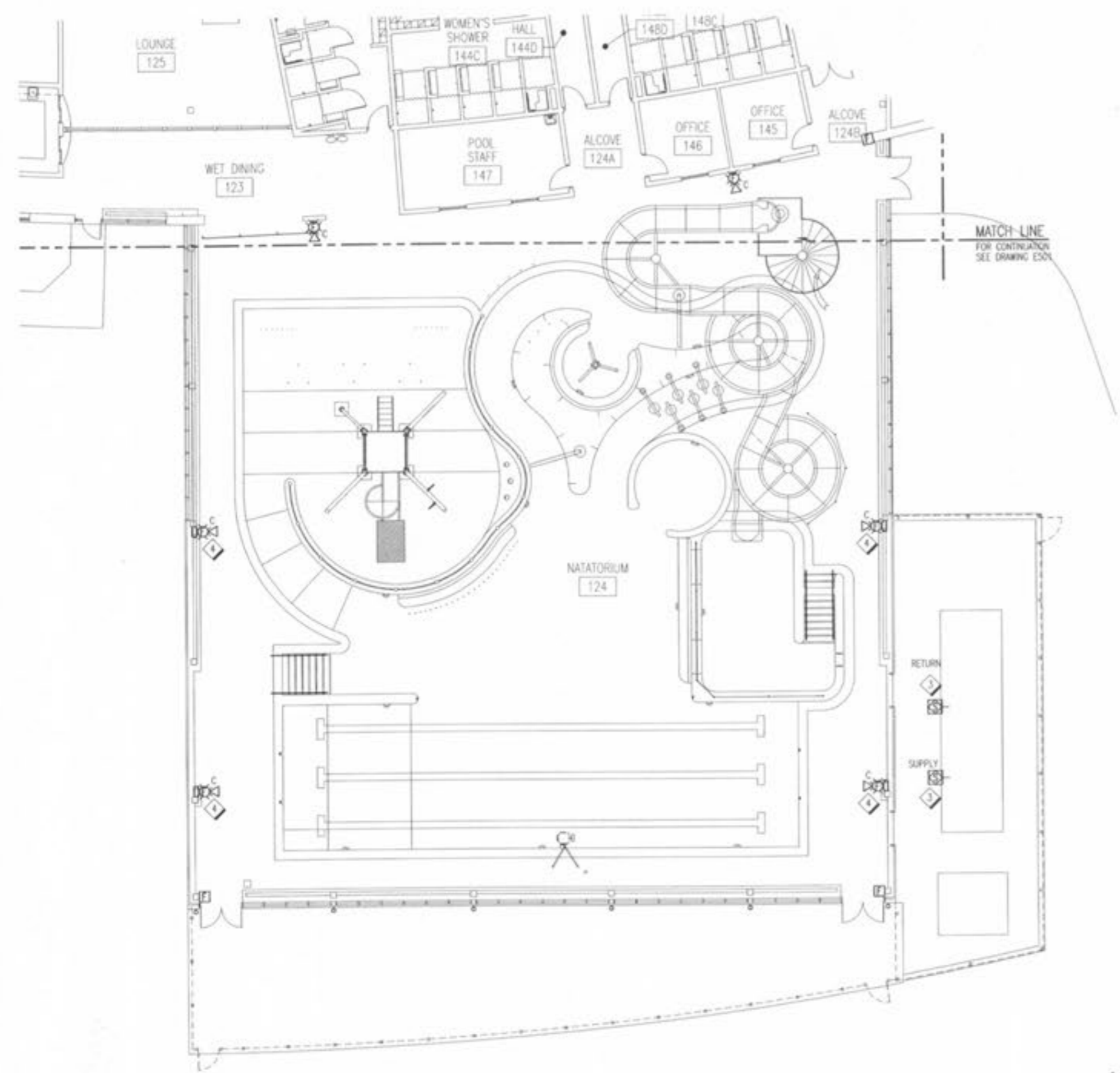


12/13/2002

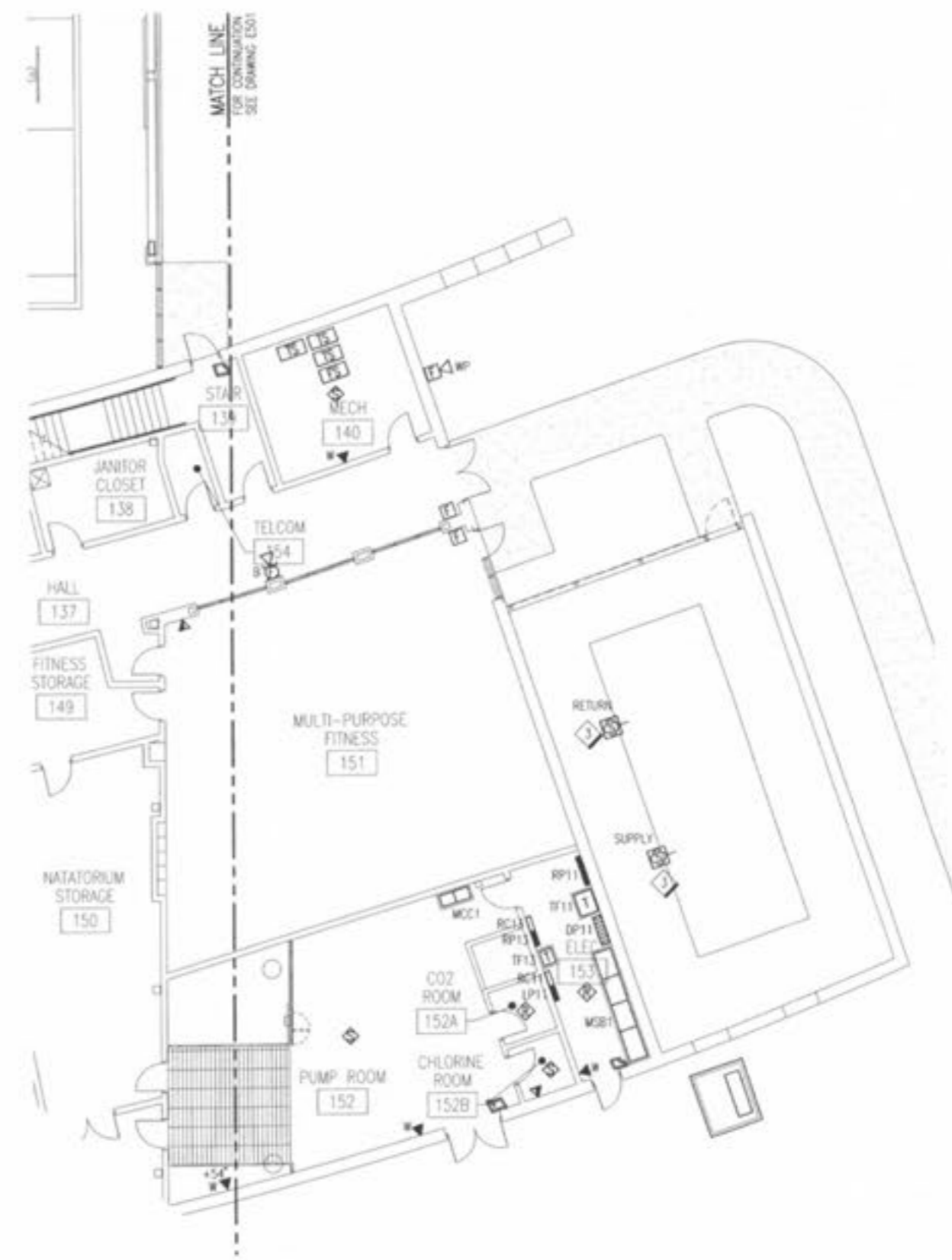
RENAUD SPIRIT CENTER
For the City of O'Fallon - Missouri



Jacobs Project No: F040900
Drawing Title: ELECTRICAL FIRST FLOOR SOUTH-EAST SYSTEMS PLAN
Date: DECEMBER 9, 2002
Designed By: S. WENIGER | Drawing No:
Drawn By: S. WENIGER |
Checked By: F. HESTER | **E502**



A1 FIRST FLOOR SOUTH SYSTEMS PLAN
E502 1/8" = 1'-0"



A4 FIRST FLOOR EAST SYSTEMS PLAN
E502 1/8" = 1'-0"

