




Revision: 12/9/02
 Date: 12/9/02
 Issued For: BID



RENAUD SPIRIT CENTER
 For the City of O'Fallon - Missouri



Jacobs Project No: F0443000
 Drawing Title: LEISURE POOL PLAN & SECTIONS

Date: DECEMBER 9, 2002
 Designed By: BSS
 Drawn By: MCA/ML
 Checked By: JSM
 Drawing No: SP10

GENERAL POOL NOTES

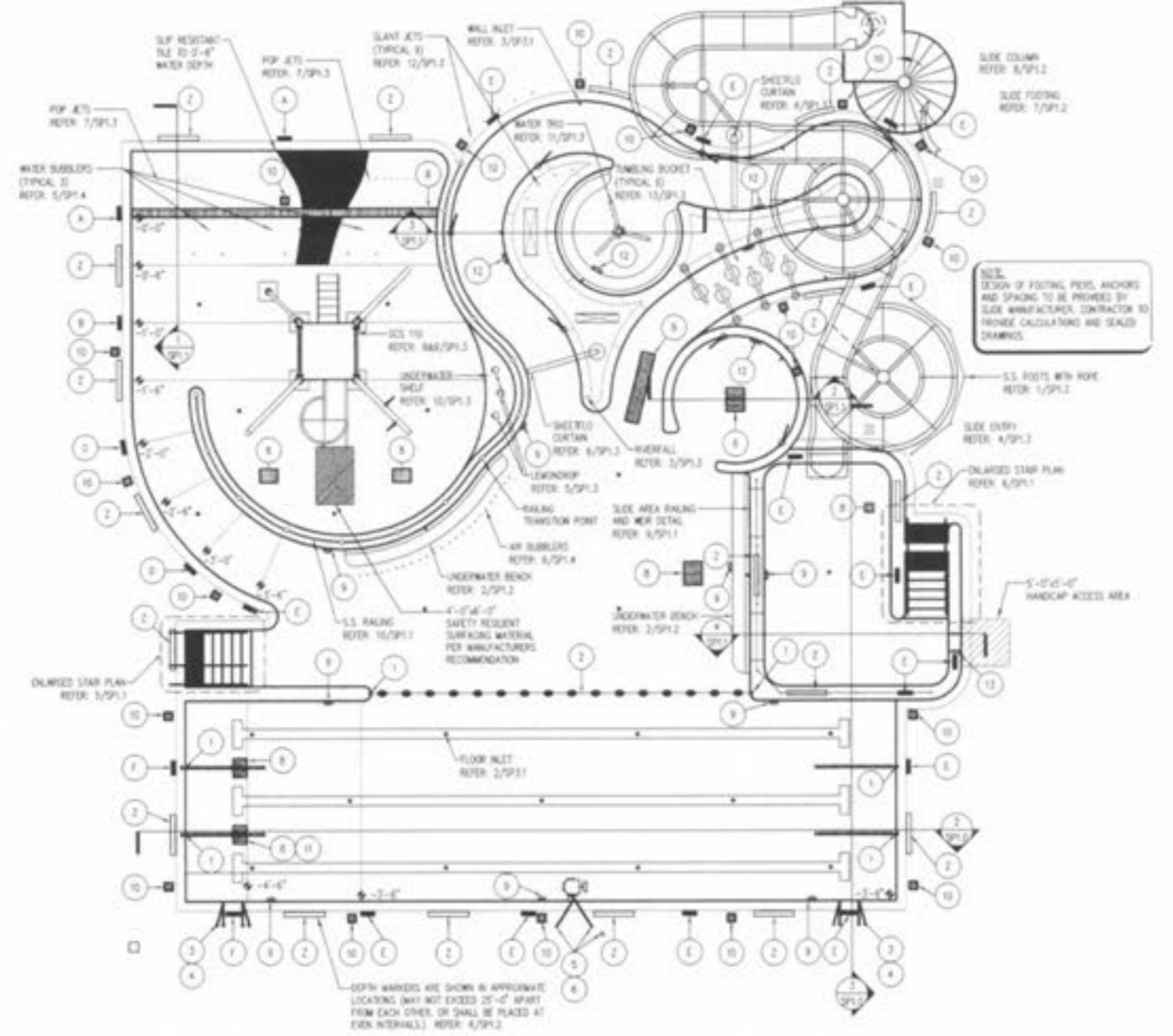
POOL FINISH: BELL-BELL MARBLE DUST PLASTER WITH A 1/2" VERTICAL TILE BAND AND 1/2" DECK BANDING. MARKING BOUND, LINE, LINES AND WALL TARGETS. CONCRETE COPING AT HORIZONTAL POOL CORNER TO BE COOPER FINISHED.
 ALUMINUM BELL MARBLE DUST PLASTER WITH A 1/2" VERTICAL TILE BAND AND A 1/2" HORIZONTAL FORMED TILE BAND WITH 1/2" DECK BANDING, MARKING BOUND, LINE, LINES AND WALL TARGETS.
 WATER DEPTH: * - DENOTES WATER DEPTH FROM WATER LEVEL.
 DIMENSIONS: TYPICAL DIMENSIONS SHOWN ARE FROM INSIDE FINISHED POOL WALL.
 LINES: THE ANCHOR BETWEEN THE SWIMMING POOL WALL AND THE FLOOR SHALL BE COUED WITH A 1" RODS.
 DEPTH MARKERS: DIMENSIONS SHOWN ARE FOR BOTH DECK AND FACE MARKING.

DEPTH MARKER SCHEDULE


ID	MARKER
1	1'-0"
2	2'-0"
3	3'-0"
4	4'-0"
5	5'-0"
6	6'-0"
7	7'-0"
8	8'-0"
9	9'-0"
10	NO MARKER

EQUIPMENT SCHEDULE

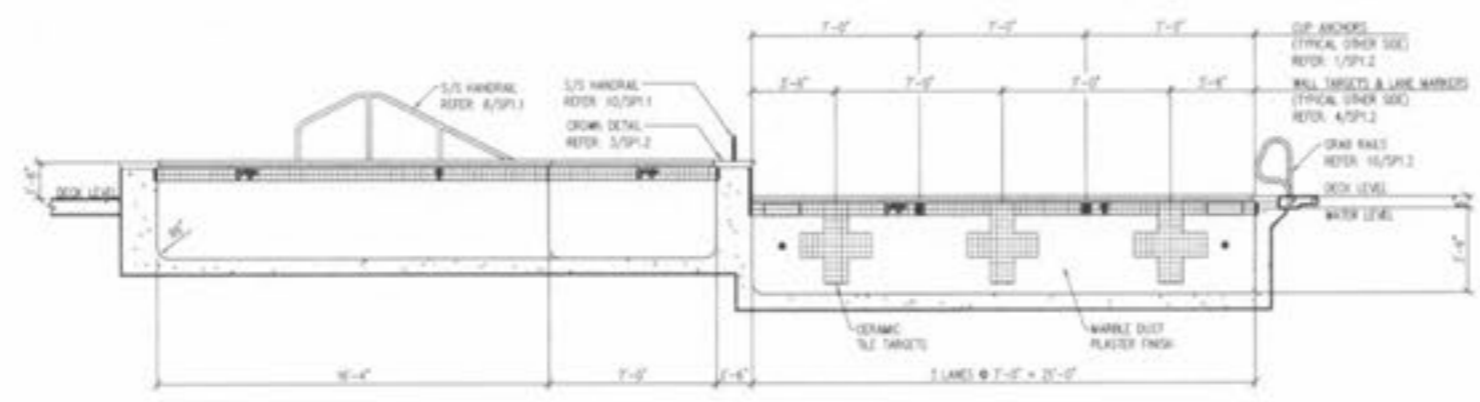
SYMBOL	ID	ITEM
1	1	DEP ANCHOR REFER: 1/SP1.2
2	2	SAFETY ROPE
3	3	GRAB RAIL REFER: 10/SP1.2
4	4	WEDGE ANCHORS & EPOXY/STAIN PLATE REFER: 8/SP1.2
5	5	POOL LIFT REFER: 11/SP1.2
6	6	POOL LIFT ANCHORS & DECK HORIZONTAL REFER: 11/SP1.2
7	7	PORTABLE LIFEBOAT CHAIR
8	8	WALL DRAIN FRAME & GRATE REFER: 4/SP1.1
9	9	UNDERWATER LIGHT REFER: 1/SP1.4
10	10	SWIMMER REFER: 5/SP1.2
11	11	DEEP WALK DRAIN FRAME & GRATE REFER: 10/SP1.2
12	12	RECEIVED UNDERWATER LIGHT REFER: 4/SP1.4
13	13	HANDICAP ACCESS GRAB BARS REFER: 1/SP1.4



1 LEISURE POOL PLAN
 1/8" = 1'-0"



2 POOL SECTION
 1/4" = 1'-0"



3 POOL SECTION
 1/4" = 1'-0"