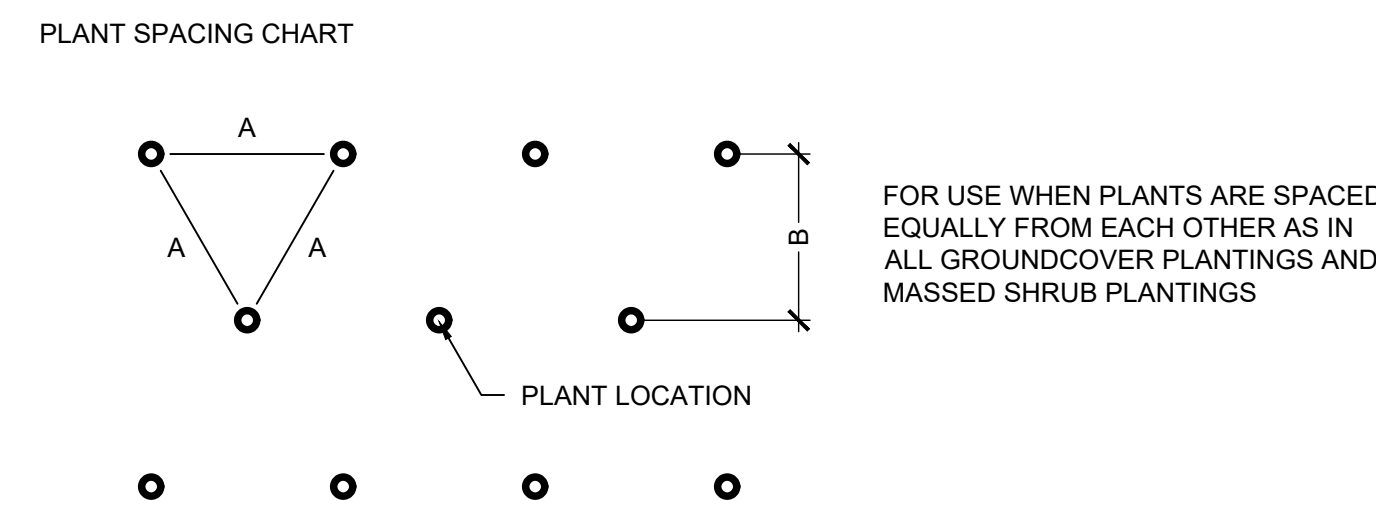
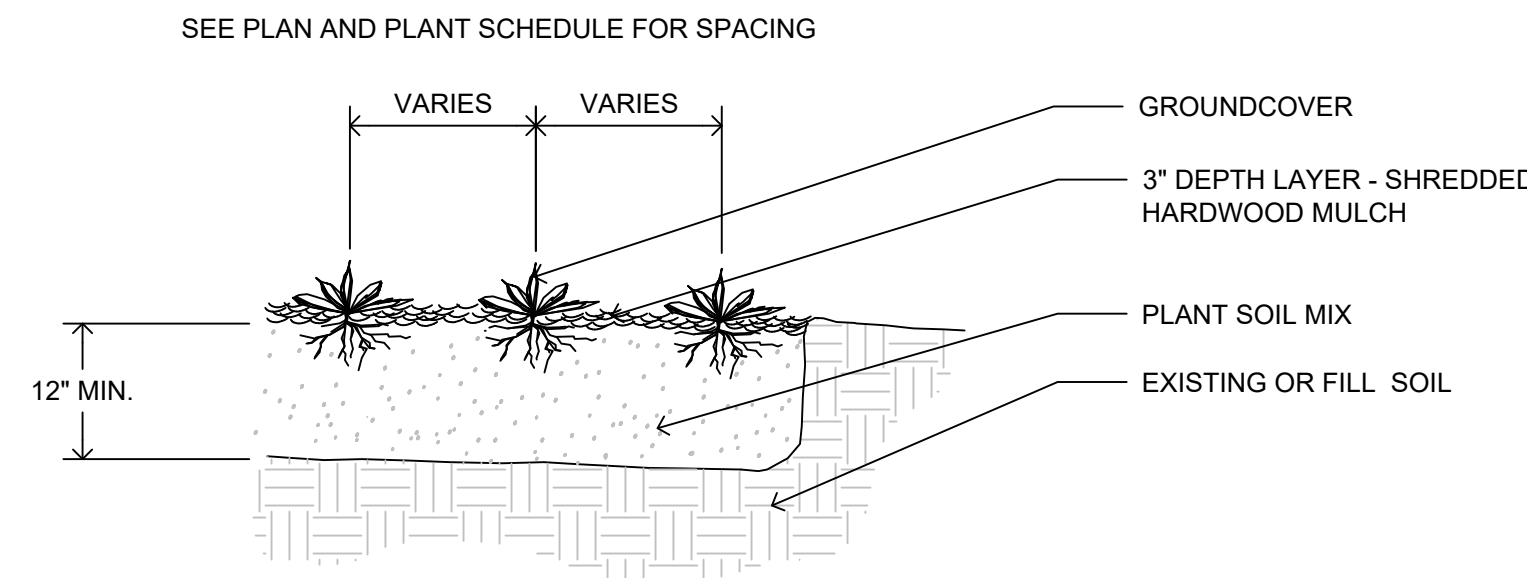


PLANT QUANTITY CHART

SPACING 'A'	SPACING 'B'	NO. OF PLANTS/SQ. FOOT
6" O.C.	5.2"	4.60
8" O.C.	6.9"	2.60
9" O.C.	7.8"	1.78
10" O.C.	8.7"	1.66
12" O.C.	10.4"	1.15
15" O.C.	13.0"	.74
18" O.C.	15.6"	.51
24" O.C.	20.8"	.29
30" O.C.	26.0"	.19
36" O.C.	30.0"	.12



4 GROUNDCOVER PLANTING
 NTS

5 PLANT SPACING
 NTS

PLANT SCHEDULE

CATEGORY	BOTANICAL / COMMON NAME	SIZE	CONTAINER	QTY	MATURE HEIGHT
COLUMNAR TREES	Acer x freemanii / Armstrong / Armstrong Freeman Maple	2" Cal.	B&B	6	40 - 65ft. ht.
	Ginkgo biloba 'Fastigiata' / Fastigiata Maidenhair Tree	2" Cal.	B&B	51	25 - ' ht.
	Taxodium distichum imbricatum / Prairie Sentinel / Prairie Sentinel Pond Cypress	2" Cal.	B&B	10	40 - 65ft. ht.
FLOWERING TREES	Amelanchier alnifolia / Serviceberry	2" Cal.	B&B	18	15 - 25ft. ht.
	Cercis canadensis / Eastern Redbud	2" Cal.	B&B	32	15 - 25ft. ht.
	Chionanthus virginicus / White Fringetree	2" Cal.	B&B	37	10 - 15ft. ht.
OVERSTORY TREES	Ginkgo biloba 'Autumn Gold' / Autumn Gold Maidenhair Tree	2" Cal.	B&B	5	25 - 40ft. ht.
	Gleditsia triacanthos inermis 'Skycole' / Skyline® Honey Locust	2" Cal.	B&B	5	40 - 65ft. ht.
	Nyssa sylvatica / Blackgum	2" Cal.	B&B	6	25 - 40ft. ht.
	Quercus bicolor / Swamp White Oak	2" Cal.	B&B	2	40 - 65ft. ht.
SHRUBS	Buddleja x 'Pink Micro Chip' / Pink Micro Chip Butterfly Bush	3 gal.	Pot	109	18 - ' ht.
	Buxus microphylla koreana / Wedding Ring® Boxwood	3 gal.	Pot	49	18 - 36in. ht.
	Ilex verticillata 'Jim Dandy' / Jim Dandy Winterberry	3 gal.	Pot	9	3' ht.
	Ilex verticillata 'Red Sprite' / Red Sprite Winterberry	3 gal.	Pot	79	3' ht.
	Juniperus virginiana 'Grey Owl' / Grey Owl Eastern Redcedar	3 gal.	Pot	234	3' ht.
	Rhus aromatica 'Gro-Low' / Gro-Low Fragrant Sumac	3 gal.	Pot	628	18 - 36in. ht.
	GRASSES	Bouteloua gracilis / Blue Grama Grass	Quart	Pot	310
Pennisetum orientale 'Karley Rose' / Karley Rose Fountain Grass		1 gal.	Pot	146	18 - 36in. ht.
GROUND COVERS		Liriope muscari / Lilyturf	6"	Pot	9,840
	SOD/SEED	Turf Seed Drought Tolerant Dwarf Fescue Blend / Drought Tolerant Fescue Blend		QTY	55,792 sf
				5,681 sy	
		Turf Sod Marathon III / Turf-type Tall Fescue			

ZONING REGULATIONS
 ZONING: C-2
 NOTE: ADJOINING PROPERTY (LOT 11B) TO SOUTHEAST IS ALSO ZONED C-2 SO NO BUFFERYARD IS REQUIRED.

LANDSCAPE REGULATIONS
 LINEAR STREET FRONTAGE: 1 TREE / 40'
 - CALEDONIA PARKWAY 1049' = 26 TREES
 - FUTURE S. OUTER ROAD 500' = 13 TREES
 REQUIRED STREET FRONTAGE TREES 39 TREES

TREE REPLACEMENT REQUIREMENTS: 15 TREES / ACRE
 SITE AREA: 7.5 ACRES
 REQUIRED TREES FOR REPLACEMENT: 113 TREES


LANDSCAPE OPEN SPACE: 1 TREE / 3,000 SF
 TOTAL LANDSCAPE OPEN SPACE: 58,529 SF
 REQUIRED OPEN SPACE TREES 20 TREES

TOTAL REQUIRED TREES: 172 TREES

PROVIDED TREES
 CALEDONIA PARKWAY STREET FRONTAGE TREES IN LANDSCAPE SETBACK: *17 TREES
 TOTAL CALEDONIA TREES ALONG ROADWAY: 62 TREES
 FUTURE S. OUTER ROAD STREET FRONTAGE TREES IN LANDSCAPE SETBACK: 18 TREES
 LANDSCAPE OPEN SPACE TREES: 92 TREES
 TOTAL PROVIDED TREES: 172 TREES

*NOTE: THE SIGHT LINE EASEMENTS ALONG CALEDONIA PARKWAY LIMITS THE ABILITY TO PROVIDE THE REQUIRED NUMBER OF STREET FRONTAGE TREES WITHIN THE 10' LANDSCAPE SETBACK. TREES ARE PLANTED IMMEDIATELY BEHIND THE SIGHT LINE EASEMENT TO MAKE UP THE REQUIRED STREET FRONTAGE TREE REQUIREMENT.

Three working days prior to the start of any excavation call 1-800-HIC-RTTE for utility location information.
 All OSHA rules & regulations and construction required by these plans shall be strictly followed (i.e. trenching, blasting, etc.)



Name: Scott Emmelkamp
 Date: 12/21/2022
 License No. LA-120
 Company License No. LAC-2006001845

MEDICAL OFFICE BUILDING
 CALEDONIA PARKWAY
 OF FALLON, MISSOURI

LANDSCAPE DETAILS AND SCHEDULE

DATE	BY	APPROVED BY
DEC 21, 2022	JDC	SVE
SCALE	1" = 20'	
PROJ. NO.	J2224	
DWG. NO.		

L1.3