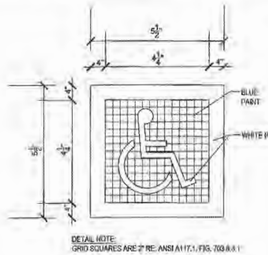

ACCESSIBLE PARKING MARKING
N.T.S.

GENERAL RAMP NOTES

1. CURB CUT RAMPS ARE TO BE LOCATED AS SHOWN ON PLANS (CENTERED ON ACCESS AISLES) OR A DIRECTED.
2. SURFACE TEXTURE OF THE RAMP SHALL BE THAT OBTAINED BY COARSE BROOMING, TRANSVERSE TO THE SLOPE OF THE RAMP.
3. CARE SHALL BE TAKEN TO ASSURE A UNIFORM GRADE ON ALL RAMPS WITH NO BREAKS IN GRADE.
4. THE NORMAL GUTTER LINE/EXISTING PAVEMENT PROFILE SHALL BE MAINTAINED THROUGH THE AREA OF THE RAMP.
5. PRE-MOLDED EXPANSION JOINT TO BE PROVIDED AT RAMP EDGES SHALL BE A MAXIMUM 1/2" WIDE. THE TOP OF THE JOINT FILLER FOR ALL RAMP TYPES SHALL BE FLUSH WITH ADJACENT CONCRETE.

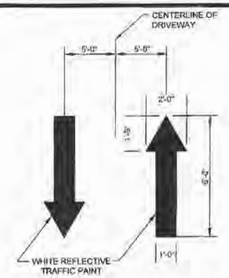

DRIVEWAY TRAFFIC FLOW DIRECTIONAL ARROW DETAIL
N.T.S.

GENERAL NOTES

1. PAVEMENT-MARKING PAINT: ALKYD-RESIN TYPE, LEAD AND CHROMATE FREE, READY MIXED, COMPLYING WITH AASHTO M 248; COLORS COMPLYING WITH FS TT-P-1952.
2. COLOR: AS INDICATED.
3. NEW ACCESSIBLE STRIPING FOR STALLS AND ACCESS AISLES SHALL BE OUTLINED IN BLUE PER LOCAL REQUIREMENTS. STRIPING VENDOR SHALL VERIFY LOCAL CODE. ALL OTHER NEW STRIPING SHOULD MATCH EXISTING SCHEME.
4. DO NOT APPLY PAVEMENT-MARKING PAINT UNTIL LAYOUT, COLORS, AND PLACEMENT HAVE BEEN VERIFIED WITH REGISTERED DESIGN PROFESSIONAL. A COLOR SAMPLE AND SKETCH IS TO BE PROVIDED TO DESIGN PROFESSIONAL.
5. SWEEP AND CLEAN SURFACE TO ELIMINATE LOOSE MATERIAL AND DUST DAILY.
6. APPLY PAINT WITH MECHANICAL EQUIPMENT TO PRODUCE PAVEMENT MARKINGS WITH UNIFORM STRAIGHT EDGES. APPLY AT MANUFACTURER'S RECOMMENDED RATES TO PROVIDE MINIMUM WET FILM THICKNESS OF 15 MILS (0.4 MM).
7. 4" WIDE STRIPES IN ACCESS AISLES SHALL BE 3' ON CENTER.

NOTE:
PAVEMENT-MARKING PAINT: ALKYD-RESIN TYPE, LEAD AND CHROMATE FREE, READY MIXED, COMPLYING WITH AASHTO M 248; COLORS COMPLYING WITH FS TT-P-1952.
COLOR: AS INDICATED.

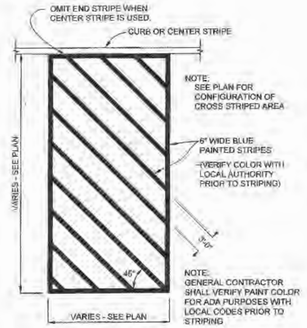

CROSS STRIPING DETAIL
N.T.S.

NOTE: SIGNAGE SHOWN IS AN EXAMPLE, FOR REFERENCE ONLY. SIGN VENDOR SHALL VERIFY ALL SIGN TEXT, COLORS, DIMENSIONS, ETC. WITH LOCAL CODES. TYPICAL.

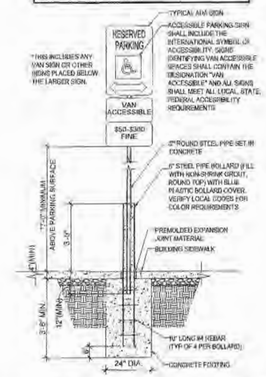

VAN ACCESSIBLE BOLLARD SIGN DETAIL
N.T.S.

NOTE:
PAVEMENT-MARKING PAINT: ALKYD-RESIN TYPE, LEAD AND CHROMATE FREE, READY MIXED, COMPLYING WITH AASHTO M 248; COLORS COMPLYING WITH FS TT-P-1952. COLOR: AS INDICATED.

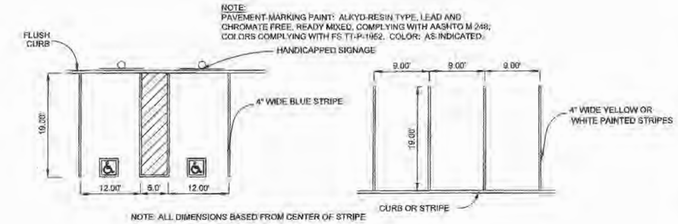

NOTE: ALL DIMENSIONS BASED FROM CENTER OF STRIPE

TYPICAL PARKING DIMENSIONS
N.T.S.

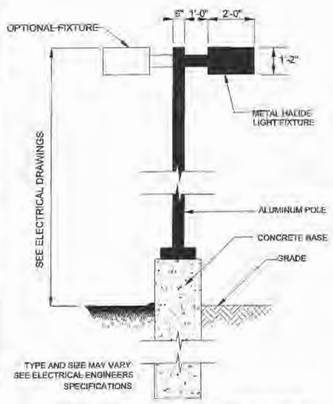

COORDINATE EXACT POLE BASE REQUIREMENTS WITH LIGHTING MANUFACTURER'S REPRESENTATIVE PRIOR TO INSTALLATION.

LIGHT POLE DETAIL
N.T.S.

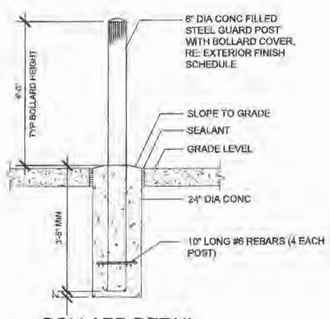

BOLLARD DETAIL
N.T.S.

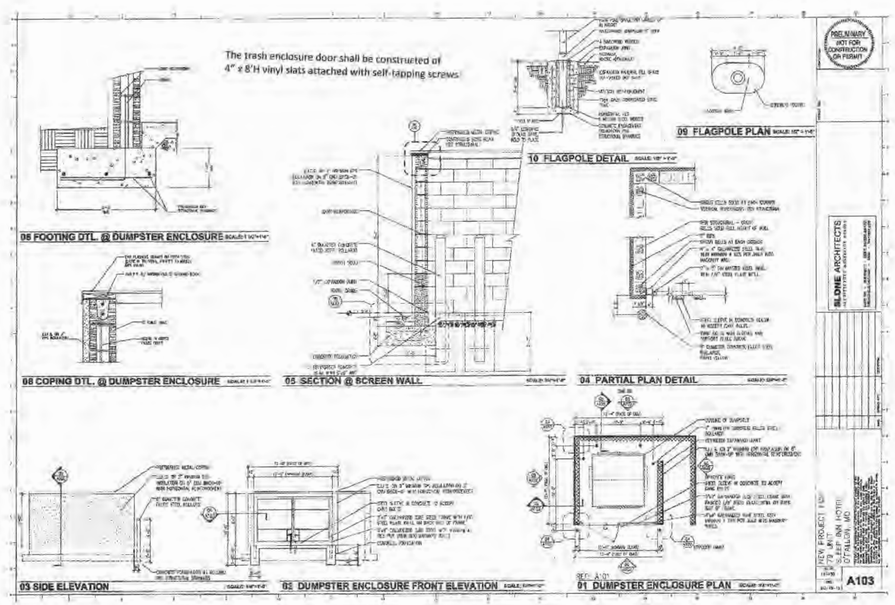



R1-2

A	B	C	D	E	F	G	H	
18	.375	3	1	11.5	2.375	0.141	.05	50
24	.375	3	1.375	15.5	3.25	.2	.06	50
30	.500	4	1.75	19.5	3.688	.2625	.075	50
36	.75	6	2	23	4.688	.3125	.125	50
48	1	8	2.75	32	6.25	.3875	.2	50
60	1.5	8	3.5	37	7.875	.5	2.5	50

COLOR: LEGEND — WHITE (RETROREFLECTIVE)
BACKGROUND — WHITE (RETROREFLECTIVE)

1-2

"Little MO" says CALL BEFORE YOU DIG! 1-800-DIG-RITE

NOTE:
Underground utilities and structures have been plotted from available information and therefore, their location must be considered approximate only. It is the responsibility of the individual contractors to notify the utility companies before actual construction.

ANOVA

211 North Lindbergh Blvd.
St. Louis, MO 63141
888.535.5005 tel
314.754.0835 fax
specify@anovafurnishings.com
anovafurnishings.com

Material
The bike rack is 63.63" wide and can accommodate 7 bicycles. The rack is made from 2.38" O.D. x 10-gauge wall steel tubing. The product is protected by a fade resistant powder coat finish featuring a state of the art primer proven to prevent rusting. The legs feature a 5" diameter mounting plate with predrilled holes for surface attachment. Mounting hardware is not included.

Finish
Fade-resistant powder coated steel components feature a state-of-the art primer proven to prevent rusting. Treated components exceed the industry standard by 34% in testing by independent sources.

Color
This product is available in the following vibrant colors: Black, Blue, Bronze, Brown, Burgundy, Camel, Charcoal, Evergreen, Gray, Navy, Orange, Purple, Red, Sage, Silver, Teal, Vanilla, White, and Yellow.

Assembly
The bike rack requires no assembly except for the surface mounting.

Maintenance
The product is virtually maintenance-free and requires only periodic cleaning with a sponge and a solution of mild detergent and water to remove surface dirt. Do not clean with solvent or petroleum based products.

Warranty
20-year limited structural warranty from the date of purchase.

LBR7PSURF
METRO BIKE RACK
7-bike capacity, powder coated, surface mount bike rack

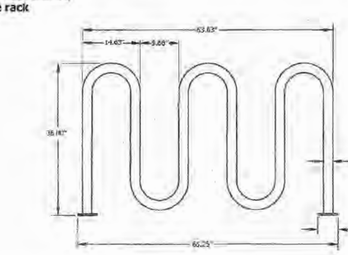

Shipping Information

Unit Wt.	Unit Shipping Wt. UPC	Unit Shipping Wt. Truck (1 = Units)	Unit Ship Size w/Pallet	Max Units per Pallet	Pallet Wt. (70" x 40")	Total No. Pkgs	Shipping Class
64 lbs	N/A	70 lbs/unit	17 cu ft	8	160 lbs	1	70

Made in USA

Revised 02/21/13

Copyright © 2013 ANOVA™

PROJECT TITLE

SLEEP INN

NEW PROJECT FOR
79 UNIT
SLEEP INN HOTEL
1147 TECHNOLOGY DR
O'FALLON, MO

SLONE ARCHITECTS
1200 E. WOODHURST DR.
SUITE J-100
SPRINGFIELD, MO 65804
P: 417.887.4575
F: 417.887.5060
SLONEARCHITECTS.COM

PREMIER CIVIL ENGINEERING
308 TON Court
Lake Saint Louis, MO 63367
Phone: (314) 925-7444 Fax: (314) 925-7457
Missouri Certificate of Authority # E-2011000031
Missouri Certificate of Authority # LS-2012007849

ENGINEERS AUTHENTICATION
The responsibility for professional engineering liability on this project is hereby limited to the set of plans authenticated by the seal, signature, and date hereunder attached. Responsibility is not assumed for all other engineering data included in this report and specifically excludes (unless otherwise stated) geotechnical, structural, mechanical, electrical, plumbing, fire protection and HVAC.

STATE OF MISSOURI
STEVEN J. MANION
NUMBER
PE2006027106
PROFESSIONAL ENGINEER

STEVE MANION P.E.
ENGINEER
PE2006027106

Developer / Owner Information
GRANITE HOTELS, LLC
74 VIA PREMINENTA
SUNRISE BEACH, MO 65079

CONSTRUCTION DETAILS

P+Z No. 09-15.02 & 09-15.03
APPROVED 5-7-2015

City No. 15-494

Sheet Number:

13

PCE PROJECT NO. 147401

\\Vault-pcivault\CIVIL 3D PROJECTS\2014\147401 SLEEP INN OFALLON\COMMERCIAL\CONSTRUCTION DRAWINGS\147401 - DETAILS.dwg