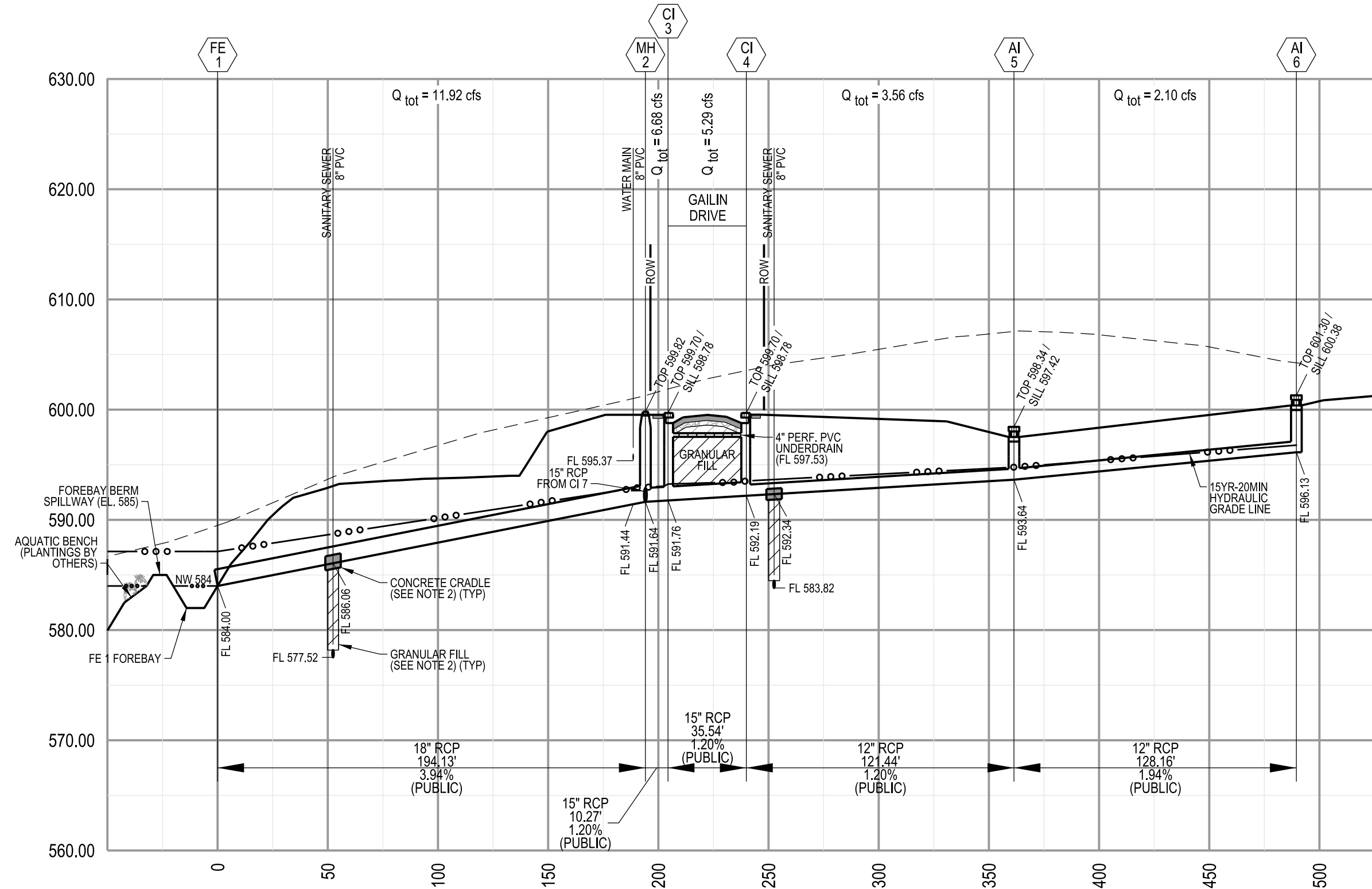
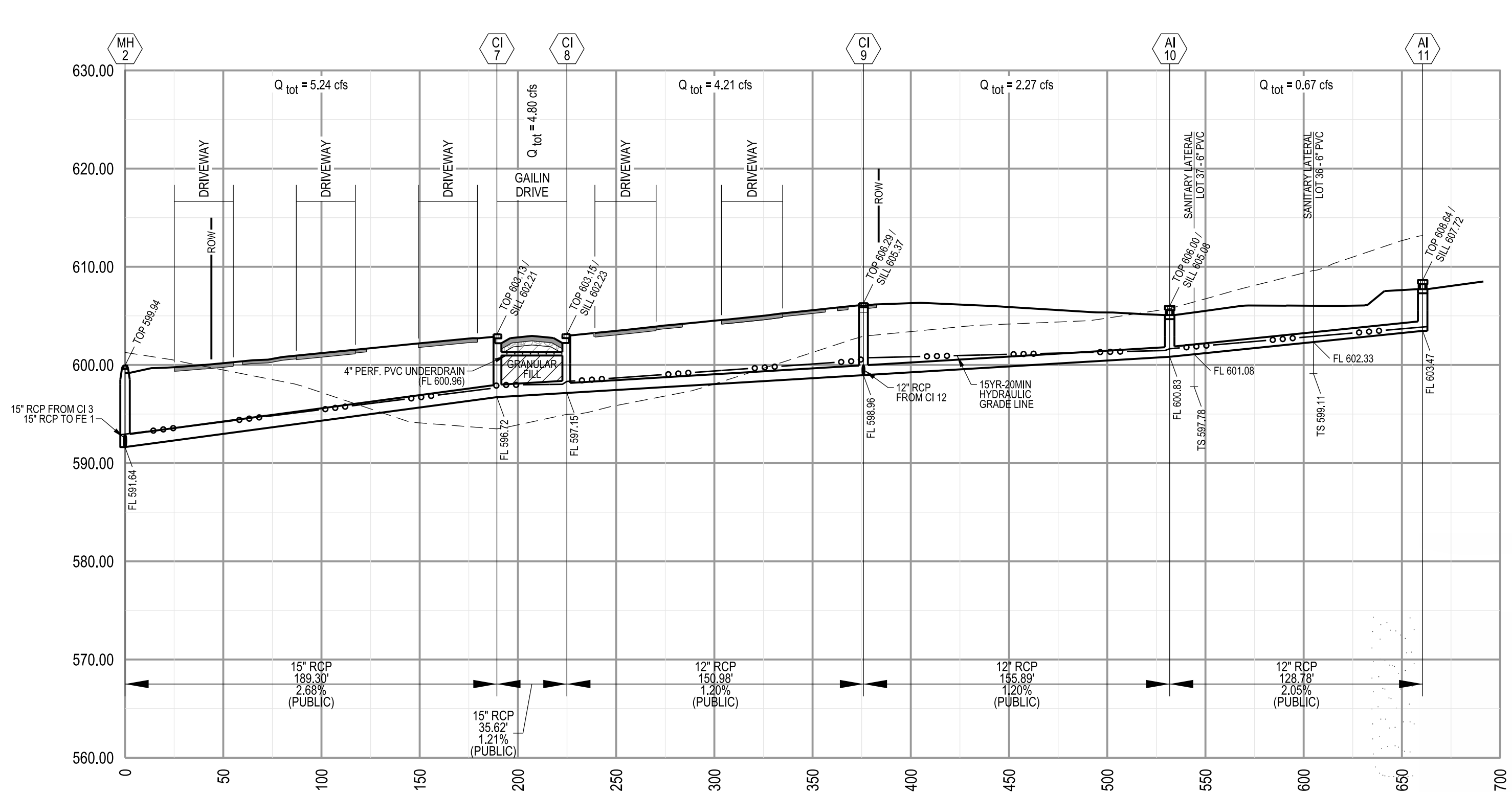


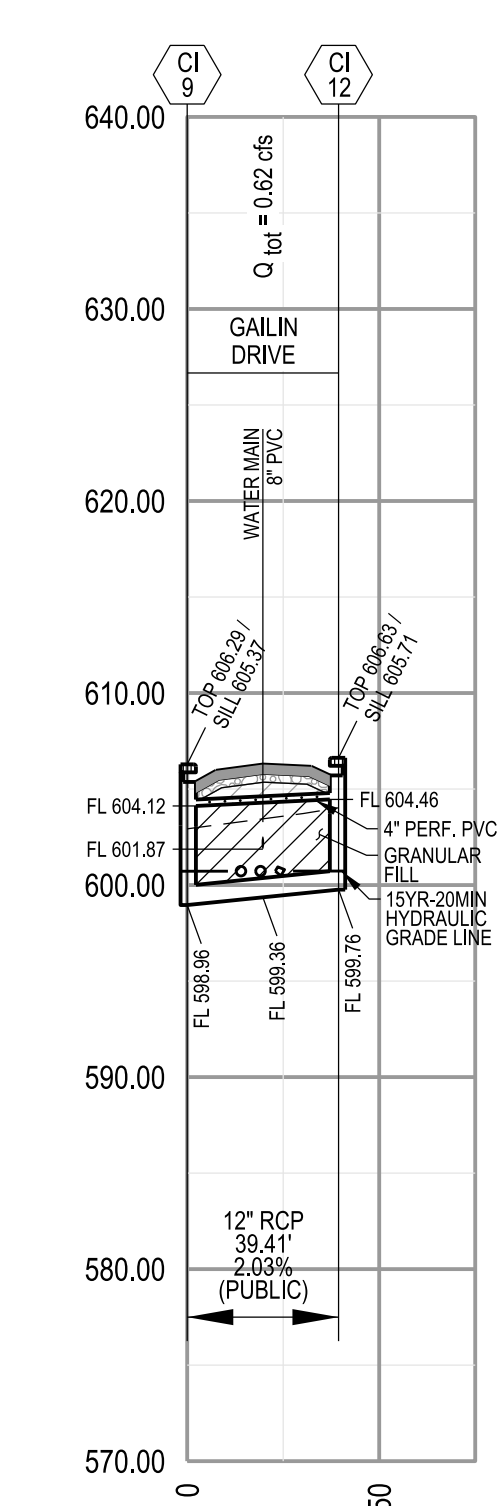
H:\CAD\22000-22999\22074\MapPlans\22074 - C15 Storm Sewer Profiles Sheet.rvt - Plot Driver: volz15.pdf.plt, cpl Pen Table: volz15.pdf.tbl



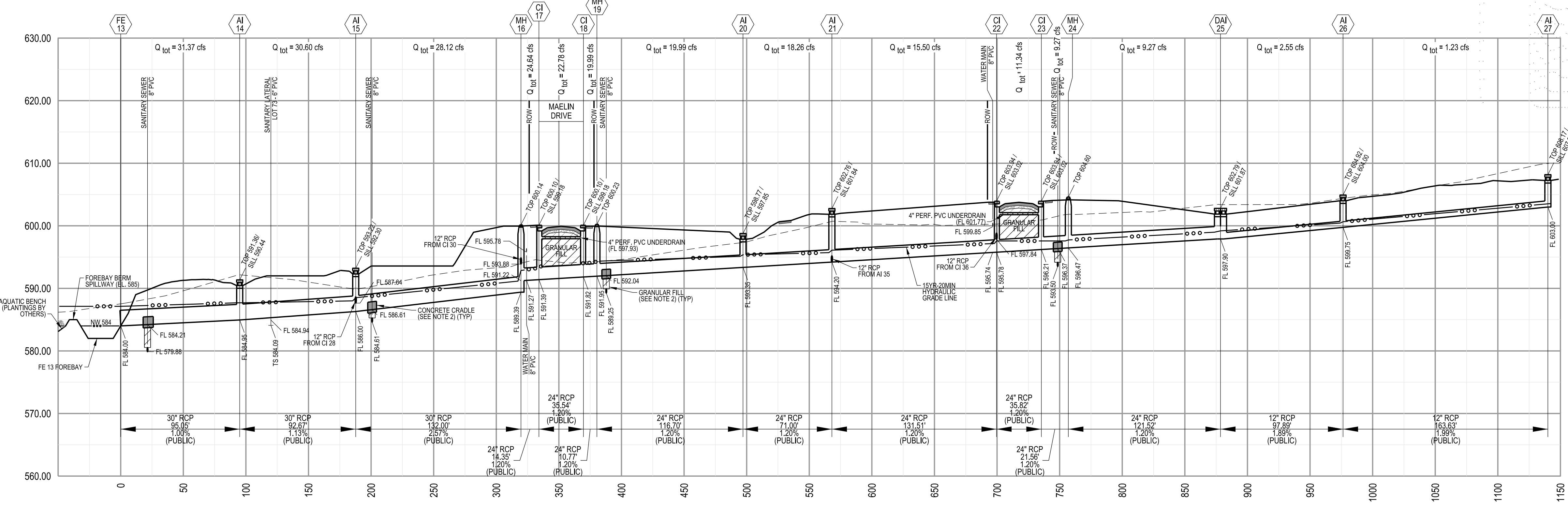
**STORM PROFILE: FE 1 - MH 6**  
 HORIZONTAL SCALE: 1" = 50'  
 VERTICAL SCALE: 1" = 10'



**STORM PROFILE: MH 2 - AI 11**  
 HORIZONTAL SCALE: 1" = 50'  
 VERTICAL SCALE: 1" = 10'



**STORM PROFILE: CI 9 - CI 12**  
 HORIZONTAL SCALE: 1" = 50'  
 VERTICAL SCALE: 1" = 10'



**STORM PROFILE: FE 13 - AI 27**  
 HORIZONTAL SCALE: 1" = 50'  
 VERTICAL SCALE: 1" = 10'

CALL MISSOURI ONE CALL SYSTEMS INC. TWO FULL WORKING DAYS IN ADVANCE OF STARTING

WORK MISSOURI ONE-CALL 1-800-344-7483

THE UNDERGROUND UTILITIES SHOWN HEREIN WERE PLOTTED FROM AVAILABLE INFORMATION AND DO NOT NECESSARILY REFLECT THE ACTUAL EXISTENCE, OR NON EXISTENCE, SIZE, TYPE, NUMBER, OR LOCATION OF THESE OR OTHER UTILITIES. THE GENERAL CONTRACTOR SHALL BE RESPONSIBLE FOR VERIFYING THE ACTUAL LOCATION OF ALL UNDERGROUND UTILITIES IN THE FIELD, SHOWN OR NOT SHOWN, PRIOR TO ANY GRADING, EXCAVATION, OR CONSTRUCTION OF IMPROVEMENTS. THESE PROVISIONS SHALL IN NO WAY ABSOLVE ANY PARTY FROM COMPLYING WITH THE UNDERGROUND FACILITY SAFETY AND DAMAGE PREVENTION ACT, CHAPTER 319, RSMO.

- GENERAL NOTES**
1. PROVIDE GRANULAR BACKFILL TO ALL STORM SEWER, SANITARY SEWER, SANITARY LATERALS, WATER MAIN, AND/OR WATER SERVICE LINE TRENCHES THAT CROSS THE PAVEMENT, LIE WITHIN TEN (10) FEET OF THE EDGE OF PAVEMENT AND/OR THE 1:1 SHEAR PLANE OF THE ROAD.
  2. WHEN A STORM SEWER CROSSES ABOVE A SANITARY SEWER PIPE, THE UPPER RCP SHALL BE CONCRETE CRADLED ACROSS THE FULL WIDTH OF THE SANITARY SEWER TRENCH. GRANULAR FILL SHALL BE PLACED IN THE TRENCH BETWEEN THE LOWER SANITARY SEWER PIPE AND THE UPPER STORM SEWER PIPE.

**MCKELVEY HOMES**  
 Building A Tradition Of Excellence Since 1888  
 218 Chesterfield Towne Center  
 Chesterfield, MO 63005  
 Phone: (636) 530-6800

**VOLZ** Incorporated  
 ENGINEERING LAND SURVEYING TRANSPORTATION CONSTRUCTION MANAGEMENT  
 10849 Indian Head Ind. Blvd.  
 St. Louis, Missouri 63132  
 314.950.1250 FAX  
 www.volzinc.com  
 Aulinity #203

RYAN L. HOLMES  
 Professional Engineer  
 PE-2017018988

# SOMMERLIN

**STORM SEWER PROFILES: SHEET 1**

Design By: R/LH  
 Drawn By: R/LH  
 Checked By: R/LH

06-28-21  
**C15**

Volz Project # 22074