PHILIPS GARDCO

Site & Area

EcoForm

ECF-S small

Project:	ORF ROAD
Location:	LAKE SAINT LOUIS
Cat. No.:	ECF-S-SL1-2-NW-G2-AR-5-120-HS-MGY
Type:	LED
Qty:	3
Notes:	

The Philips Gardco EcoForm Gen-2 combines economy with performance in an LED area luminaire. Capable of delivering up to 26,400 lumens or more in a compact, low profile LED luminaire, EcoForm offers a new level of customer value. EcoForm features an innovative retrofit arm kit, simplifying site conversions to LED by eliminating the need to drill additional holes in most existing poles. Integral control systems available for further energy savings.

Ordering guide

example: ECF-S-64L-900-NW-G2-AR-5-120-HS-MGY

Prefix	Number of LEDs	Drive Current	LED Color - Generation	Mounting	Distribution	Voltage	Controls	Electrical	Luminaire	Finish
ECF-S EcoForm Site and Area Small	**32L** 32 LEDs (2 modules) **64L** 64 LEDs (4 modules)	**530** 530mA **700** 700mA **1A** 1000mA **1.2A** 1200mA **900** 900mA **1A** 1000mA	**NW-G2** Neutral White 4000K, 70CRI Generation 2 **WW-G2** Warm White 3000K, 70CRI Generation 2 The listed drive current is the default, other drive current is available as an option.	**AR** Arm Mount (standard) **AP** Post Top or Post Mount with adapter **AFR** Arm Mount for retrofit applications	**2** Type 2 **2-30** Forward throw w/ 30° aiming angle **2-270** Forward throw w/ 270° aiming angle **Type 3** Type 3 **3-30** Forward throw w/ 30° **3-270** Forward throw w/ 270° **Type 4** Type 4 **4-30** Forward throw w/ 30° **4-270** Forward throw w/ 270° **Type 5** Type 5 **5W** Type 5W **AFR** Arm Mount for Retrofit Applications **AFR-270** Arm Mount for Retrofit Applications, Fixture rotated 90°	**120** 120V **208** 208V **240** 240V **277** 277V **480** 480V **UNV** 120V-277V (50/60Hz) **HVU** 347-480V (50/60Hz)	**TLRD5**	**DD** 0-10V Dimming Driver* **DCC** Dual Circuit Control* **Photoelectric/Receptacle systems (Twist Lock Receptacle)** **PCR** Photocontrol Button** **TLRR5** Twist Lock Receptacle 5 Pin **TLRR7** Twist Lock Receptacle 7 Pin **TLRPC** Twist Lock Receptacle w/Photocell* **Dusk/Dawn**: Automatic Profile Dimming **OMSD** Motion Sensor Dimming* **OMSR** Motion SDS Dimming 3 Hour* **OESD** Economy SDS Dimming 3 Hours* **DASD** All Night SDS Dimming* **Infrared Motion Response Systems** **IMRB3** Integral with 4' Arm* **IMRT** Integral with 8' Arm* **Pole Mounted Infrared Motion Response systems with DynaDimmer** **CSSD-IMRD** with Safety 50% Dimming ** **OMSD-IMRD** with Medium 50% Dimming ** **OESD-IMRD** with Economy 50% Dimming ** **DASD-IMRD** with All Night 50% Dimming ** **Network system (SiteWise)** **SW** Integral module** **SW-IMRD** Pole mounted motion response option **Wireless system** **LLC2** Integral module with 4G bevo* **LLC3** Integral module with 4G bevo* **LLC4** Integral module with 4G bevo*	**T8** Terminal Block* **Fusing** **FP** Single (120, 277, 347VAC)* **F2** Double (208, 240, 480VAC)* **Pole Mount Fusing** **FPP** Single (120, 277, 347VAC)* **FP2** Double (208, 240, 480VAC)* **FPP2** Double (120, 277, 347 or 208, 240, 480VAC)* **Surge Protection** **SP1** Standard 10kA **SP2** Increased 20kA	**RPA** Round Pole Adapter (fits 2-3/8" O.D. pole)** **HRS** Hand Hole Slide Shield*	**Textured** **BK** Black **WH** White **BZ** Bronze **DGY** Dark Gray **MGY** Medium Gray **Customer specified** **SALT** Specify optional salt finish, see RAL/SSE **CC** Custom color (Must supply color chip to be matched factory quote)

1. Available only on **120**, **208**, **240**, and **277** (or **UNV**).
2. Not available with **1A**.
3. Not available with **5W** or **480** voltage.
4. **HRS** not available with **Type 5** or **5W** optics.
5. Not available with **Type 5W** or **Type 5** distribution sensor. Dimming leads are supplied through back of luminaire. **Must be ordered separately** Core accessories page.
6. **DCC** and **LLC2/3/4** not available with any other controls except **PCR** or **TLRR5** controls.
7. **ELP-IMRD** equipped with sun-hardened sensor housing which voltages 5 **MRD** (347-480V).
8. **RPA** round pole with adapter included for square poles.
9. Not available with **SP** and **W5**. **RPA**: provided with black finish standard.
10. Limited to a maximum of 15 degrees aiming above horizontal for optimal performance. Not available with **Type 4** distribution with the exception of **IMRD3**, **IMRT** and **5W-IMRD** motion response options.
11. Available only on **5BW** and **2TFP**.

ECF-S EcoForm small

Site & Area

EcoForm Accessories (ordered separately, field installed)

Controls Accessories

Pole Mount Motion Sensor
MS-A-120V 120V input
MS-A-277V 277V input
Wireless systems
Photocontrol module
LLCR2-(F)* #2 bevo
LLCR3-(F)* #3 bevo
LLCR4-(F)* #4 bevo
Central Remote Motion Response
MRS-A-120V-5 (requires a wireless master panel)
MRS-A-277V-5
MRS-A-347V-5
1: 5W option required
2: Not available with Type 5 or 5W optics

Shielding Accessories*

House Side shield
Standard orientation
HS-64-R* Internal House Side Shield for 32 LEDs (2 modules)
HS-64-R* Internal House Side Shield for 64 LEDs (4 modules)

At 90 or 270 orientation
HS-64-T* Internal House Side Shield for 32 LEDs (2 modules)
HS-64-T* Internal House Side Shield for 64 LEDs (4 modules)

Luminaire Accessories

ECF-BD-G2 Bird deterrent
FPFA-(F) Price top fitter fits 2 3-ft 2-1/2" OD x 4" depth tenon with 1, 2, 3 or 4 luminaires at 90°
FPFS-(F) Price top fitter fits 3-1/2" OD x 4" depth tenon with 1, 2, 3 or 4 luminaires at 90°
FPFA-(F) Price top fitter fits 4" OD x 4" depth tenon with 1, 2, 3 or 4 luminaires at 90°
ECF-SF-G2-(F) Slip Fitter Mount (fits to 2 3/8" O.D. tenon)
ECF-RAM-G2-(F) Retrofit Arm mount kit
ECF-WS-G2-(F) Wall mount with surface conduit rear entry permitted

(F) = Specify finish

Predicted Lumen Depreciation Data

Predicted performance derived from LED manufacturer's data and engineering design estimates, based on IESNA LM-80 methodology. Actual performance may vary due to field application conditions. L_{70} is the predicted time when LED performance depreciates to 70% of initial lumen output. Calculated per IESNA TM21-11. Published L_{70} hours limited to 6 times actual LED test hours

Ambient Temperature °C	Driver mA	Calculated L_{70} Hours	L_{70} per TM-21	Lumen Maintenance % at 60,000 hrs
25°C	up to 1200 mA	>60,000 hours	>60,000 hours	>88%

LED Wattage and Lumen Values

Ordering Code	Total LEDs	LED Current (mA)	Color Temp.*	Average System Watts*	Lumen Output*	Type 2 BUG Rating	Type 2 Efficacy (LPW)	Lumen Output*	Type 3 BUG Rating	Type 3 Efficacy (LPW)	Lumen Output*	Type 4 BUG Rating	Type 4 Efficacy (LPW)
ECF-S-32L-530-NW-G2 =	32	530	4000	56	5,864	B1-U0-G2	103	6,715	B1-U0-G2	117	7,025	B1-U0-G2	124
ECF-S-32L-700-NW-G2 =	32	700	4000	75	8,851	B2-U0-G2	118	8,680	B2-U0-G2	116	9,062	B2-U0-G2	121
ECF-S-32L-1A-NW-G2 =	32	1000	4000	106	12,464	B3-U0-G2	118	12,784	B2-U0-G2	115	12,757	B2-U0-G2	121
ECF-S-32L-1.2A-NW-G2 =	32	1200	4000	122	13,926	B3-U0-G2	114	15,328	B2-U0-G2	118	14,151	B2-U0-G2	116
ECF-S-64L-900-NW-G2 =	48	900	4000	155	18,409	B3-U0-G2	119	19,013	B2-U0-G2	119	19,195	B2-U0-G2	124
ECF-S-64L-1A-NW-G2 =	48	1000	4000	189	19,341	B3-U0-G2	102	18,178	B3-U0-G2	95	19,218	B3-U0-G2	101
ECF-S-64L-1.2A-NW-G2 =	48	1200	4000	161	25,637	B3-U0-G2	153	20,080	B3-U0-G2	96	21,112	B3-U0-G2	116
ECF-S-64L-1A-WW-G2 =	64	1000	3000	189	20,777	B3-U0-G2	110	21,296	B3-U0-G2	112	22,226	B3-U0-G2	117
ECF-S-64L-1A-WW-G2 =	64	1000	4000	206	24,467	B3-U0-G2	119	23,936	B3-U0-G2	116	25,043	B3-U0-G2	122

Ordering Code	Total LEDs	LED Current (mA)	Color Temp.*	Average System Watts*	Lumen Output*	Type 5 BUG Rating	Type 5 Efficacy (LPW)	Lumen Output*	Type 5W BUG Rating	Type 5W Efficacy (LPW)	Lumen Output*	Type 5W BUG Rating	Type 5W Efficacy (LPW)
ECF-S-32L-530-NW-G2 =	32	530	4000	56	7,441	B1-U0-G2	131	7,175	B1-U0-G2	126	7,241	B1-U0-G2	127
ECF-S-32L-700-NW-G2 =	32	700	4000	73	9,363	B1-U0-G2	128	9,255	B4-U0-G2	127	9,372	B2-U0-G2	128
ECF-S-32L-1A-NW-G2 =	32	1000	4000	106	13,462	B4-U0-G2	127	13,130	B4-U0-G2	123	13,192	B3-U0-G2	122
ECF-S-32L-1.2A-NW-G2 =	32	1200	4000	122	14,933	B4-U0-G2	123	14,413	B4-U0-G2	119	14,322	B3-U0-G2	118
ECF-S-64L-900-NW-G2 =	48	900	4000	155	17,723	B4-U0-G2	115	17,154	B3-U0-G2	127	16,399	B3-U0-G2	126
ECF-S-64L-1A-NW-G2 =	48	1000	4000	189	20,069	B4-U0-G2	106	19,424	B4-U0-G2	102	19,248	B3-U0-G2	101
ECF-S-64L-1.2A-NW-G2 =	48	1200	4000	161	22,279	B5-U0-G2	122	21,563	B5-U0-G2	118	21,368	B3-U0-G2	117
ECF-S-64L-1A-WW-G2 =	64	1000	3000	178	21,456	B5-U0-G2	132	22,762	B5-U0-G2	128	22,497	B3-U0-G2	127
ECF-S-64L-1A-WW-G2 =	64	1000	4000	206	26,437	B5-U0-G2	128	25,127	B5-U0-G2	124	25,146	B3-U0-G2	122

1. Wattage and lumen output may vary due to LED manufacturer forward volt specification tolerance.
   Wattage shown is average for 120V through 277V input. Measured wattage may vary due to variation in input voltage.
2. Lumen values based on photometric tests performed in compliance with IESNA LM-79.
3. Warm white color temperature will result in decreased lumen output.
   Contact outdoorlighting.applications@philips.com for details or additional information.

Dimensions

Standard Arm (**AR**)
Weight: 21 Lbs (9.5 kg)

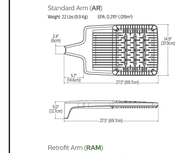

Wall (**WS**)
Weight: 27 Lbs (12.2kg)

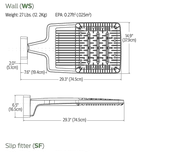

Retrofit Arm (**RAM**)
Weight: 24 Lbs (10.9 kg)

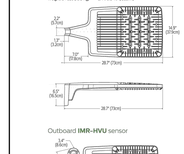

Slip fitter (**SF**)
Weight: 21 Lbs (12.1kg)

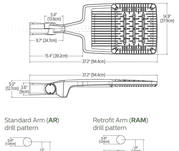

Outboard **IMR-HVU** sensor

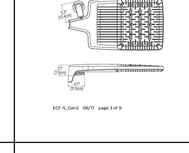

Standard Arm (**AR**) drill pattern

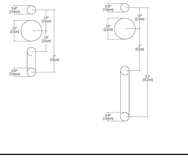

Retrofit Arm (**RAM**) drill pattern

Luminaire options

DD: 0-10V dimming driver with leads supplied through back of luminaire (for secondary dimming controls by others).

TLRD5: Twist Lock Receptacle with 5 pins enabling dimming, can be used with a twistlock photoelectric cell or a shorting cap. Can also be used with Philips or third party control system. Receptacle located on top of luminaire housing.

TLRD7: Twist Lock Receptacle with 7 pins enabling dimming and additional functionality (by others), can be used with twistlock photoelectric cell or a shorting cap. Can also be used with Philips or third party control system. Receptacle located on top of luminaire housing.

TLRDPC: Receptacle with twistlock photoelectric cell (must specify voltage). Receptacle located on top of luminaire housing.

Dynadimmer Automatic Profile Dimming: Automatic Dimming Profiles (CSSD/OMSD/CESD) offer safety, medium, or economy lighting levels during specific dark hours. Dimming profiles provide flexibility towards energy savings goals while optimizing light levels during specific dark hours. 50% dimming is standard. DASD offers 50% instantaneous dimming all night (during all dark hours). 75% and 25% dimming is also available if different light levels are required (contact Technical Support for details).

Dimming Profile	Level	Dimming Duration	Dimming Type
Economy	50%	3 hours	10 PM - 6 AM
Medium	50%	6 hours	10 PM - 6 AM
Safety	50%	7 hours	11 PM - 6 AM
Reactive 50	50%	dynamic	all night

IMRB3, IMRT: Infrared Motion Response Integral. IMR module is factory installed on driver door and is available with two different sensor lens types to accommodate different mounting heights and occupancy detection ranges (see charts for approximate detection patterns on page 7). Motion response used in combination of DynaDimmer and SiteWise options are not programmable and used to override the programmed dimming profile to full output. When used not combined with any controller, IMR is set/operates in the following fashion: The motion sensor is set to a constant 50%. When motion is detected by the PIR sensor, the luminaire returns to full power/light output. Dimming on low is factory set to 50% with 5 minute default in "full power" prior to dimming back to low. When no motion is detected for 5 minutes, the luminaire dims back down to the wattage by 50%, to 50% of the normal constant wattage reducing the light level. IMR can also be combined with automatic profile dimming for the added benefit of a combined dimming profile with sensor detection, where the PIR sensor will override the dimming profile when occupancy is detected. Passive infrared (PIR) motion sensor.

IMRO: Infrared Motion Response Outboard pole mounted sensor, must be specified with an available automatic profile dimming option. Combines the benefits of both automatic profile dimming and motion response using the Philips DynaDimmer technology. PIR sensor features a pole mounted Watttstopper WSP-PDT-120-277-DIM-DT-WH. (1) Pole motion sensor per pole is required (order MS-A-120 or MS-A-277 separately). Available in 120 or 277V only. IMRO sensor require single voltage 120V or 277V input (see chart for approximate detection patterns). If motion is detected during the time that the luminaire is operating at profile dimming mode specified, the luminaire returns to 100% power and light output. The luminaire remains at 100% if no motion is detected for the duration period, after which the luminaire returns back to automatic profile dimming. Duration period is factory set at 15 minutes, and is field adjustable from 5 minutes up to 15 minutes. The area motion detector provides coverage equal to up to 6 times the sensor height above ground, 270° from the front-center of the sensor.

Pole Details: IMRO requires that the pole include an additional hand hole 15 feet above the pole base, normally oriented 180° to the standard hand hole. For Philips Gardco poles, order the pole with the Motion Sensor



Mounting (MSM) option which includes the hand hole and a special hand hole cover plate for the sensor with a 1/2" NPT receptacle centered on the hand hole cover plate into which the motion sensor mounts. Once the motion sensor is connected to the hand hole cover plate, then wiring connections are completed in the pole. The plate (complete with motion sensor attached and wired) then mounts into the hand hole. All poles are supplied by others, the customer is responsible for providing suitable mounting accommodations for the motion sensor in the pole (see Gardco Poles specification sheets for more information).

Wireless system — luminaire configuration information

LLC2/LLC3/LLC4 Luminaire Mounted Controller
Controller pod attached to luminaire and includes radio, photocell and motion sensor with #2, #3 or #4 bevo for 8–40' mounting heights.

Recommended Sensor by Pole Height

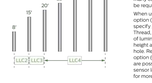

LLCR2/LLCR3/LLCR4 Pole Mounted Controller
In this configuration, the wireless controller will be mounted to the pole at a fifteen foot mounting height. The number of luminaires on each pole, as well as the specific wattage chosen, will determine how many controllers will be required.



Wireless system sensor

DCC: Dual Circuit Control permits separate switching of a specific number of LED modules. Available as an option with 2 through 4 modules.

SW: SiteWise option is a fully integrated controller that connects to Philips SiteWise system in order to offer a complete area lighting management system. The communication signal is based on Philips patented central dimming technology. SiteWise delivers it deliver optimal energy savings and maintenance notifications. No additional wiring required, installation and commissioning are simple. An intuitive, mobile app makes it easy for authorized users to set schedules to meet site specific lighting needs, local regulations, and energy codes.

Wireless systems: Controller radio/sensor module attached to luminaire arm and includes radio, photocell and motion sensor. Available with #2 bevo (LLC2) for 8' to 10' mounting height* or #3 bevo (LLC3) for 15-25' mounting heights or #4 bevo (LLC4) for 25-40' mounting heights. Also available with remote pod accessory where pod is mounted separate from luminaire to pole or wall (see accessories and wireless system information page 5–7).

F1: Fusing Single (for 120, 277 or 347VAC)

F2: Fusing Double (for 208, 240 or 480VAC)

FP1: Fusing Pole Single
(pole mounted rear handhole, for 120, 277 or 347VAC)

FP2: Fusing Pole Double
(pole mounted rear handhole, for 208, 240 or 480VAC)

FP3: Fusing Pole Canadian Double Pull
(pole mounted rear handhole, for 208, 240 or 480VAC)

SP1: Surge Protection, 10kV/5kA,
120–277V or 347–480V

SP2: Surge Protection, 20kV/10kA ,
120–277V or 347–480V

HS: Internal House Side Shield. Injection molded in black finish. Ships installed with 1 per 16 LED module. Also available shipped separately as an accessory for 2–4 LED modules.

Infrared Motion Response — Coverage Patterns

LLC2/LLCR2
Luminaire or remote mount controller with #2 bevo

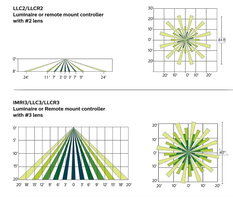

IMR3/LLC3/LLCR3
Luminaire or Remote mount controller with #3 bevo

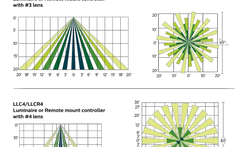

LLC4/LLCR4
Luminaire or Remote mount controller with #4 bevo

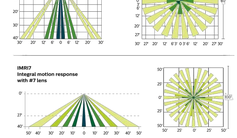

IMR7
Integral motion response with #7 lens

SiteWise system

SiteWise is a complete area lighting management system including a luminaire integrated controller, dimming signal transmitter cabinet, and locally accessible user interface. Installation and commissioning are simple. The cabinet communicates with the Philips luminaires using a patented central dimming technology. The control signal is embedded on the existing electrical line – no new cabling is required. An intuitive, locally accessible interface makes it easy for authorized users to set schedules in order to meet site specific lighting needs, local regulations, and energy codes.

SiteWise system diagram

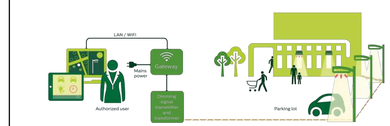

SiteWise system interface

SiteWise has an intuitive user interface that makes it easy to plan, edit, and implement lighting schedules for your site. Authorized users can access the interface via a local app.

To ensure that only authorized users can access your lighting, SiteWise offers two user types, each with different permissions. An advanced user, or administrator, can set and edit schedules using the ten pre-set scenes, assign those schedules to calendar days, and check system status.

For everyday use, a basic user can manually override a schedule that is currently running but cannot create or edit schedules.

SiteWise system specifications

The SiteWise system includes both luminaires and controls. The controls used for SiteWise are circuit load dependent. Required for a complete Installation are the following Philips SiteWise components: user interface, control kit, dimming signal transmitter cabinet, and dimming signal receiver located in the Philips luminaire (**SW** option). Optional: Luminaire-integrated or external motion sensors may also be specified as required. Within the electrical closet, the control kit and dimming signal transmitter cabinet are installed into the electrical system between the existing breaker panel and the site luminaires. New LED luminaires containing the dimming signal receiver are installed on the site. Once completed, use of the interface allows for scheduling and override capabilities. Wireless access point and tablet should be supplied by others. Complete information on the control system can be found on the SiteWise website at **philips.com/sitewise**

Optical Orientation Information

Standard Optic Position
Luminaires ordered with asymmetric optical systems in the standard optic position will have the optical system oriented as shown below:

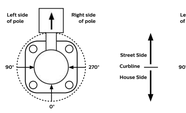

Note: The hand hole will normally be located on the pole at the 0° point.

Optic Rotated Left (90°) Optic Position
Luminaires ordered with optical systems in the Optic Rotated Left (90°) optic position will have the optical system oriented as shown below (Type 5 and 5W optics are not available with factory set rotatable optics):



Note: The hand hole will normally be located on the pole at the 0° point.

Optic Rotated Right (270°) Optic Position
Luminaires ordered with optical systems in the Optic Rotated Right (270°) optic position will have the optical system oriented as shown below (Type 5 and 5W optics are not available with factory set rotatable optics):

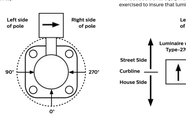

Note: The hand hole will normally be located on the pole at the 0° point.

Twin Luminaire Assemblies with Type–90/Type–270 Rotated Optical Systems
Twin luminaire assemblies installed with rotated optical systems are an excellent way to direct light toward the interior of the site (Street Side) without additional equipment. It is important, however, that care be exercised to insure that luminaires are installed in the proper location.



Luminaires with Optic Rotated Right (270°) are installed on the LEFT Side of Pole

Luminaires with Optic Rotated Left (90°) are installed on the RIGHT Side of Pole

Note: The hand hole location will depend on the drilling configuration ordered for the pole.

Specifications

Housing
One piece die cast aluminum housing with integral arm and separate self retained hinged, one piece die cast door frame.

IP Rating
LED light engine rated IP66. Driver compartment rated to IP65.

Vibration resistance
EcoForm with Standard Arm carries a 3G vibration rating that conforms to standards set forth by ANSI C136.31. Testing includes vibration to 3G acceleration in three axes, all performed on the same luminaire.

Electrical
Driver efficiency (>90% standard). 120–480V available (restrictions apply). Open/short circuit protection. Optional 0–10V dimming to 10% of full output is standard. Surge protection standard, 10kA per ANSI/IEEE C62.41.2.

LED Board and Array
32, 48, or 64 LEDs. Color temperatures: 3000K +/- 125K, 4000K, 5000K +/- 200K. Minimum CRI of 70. Aluminum metal clad board. RoHS compliant.

LED Thermal management
The housing design allows the one piece housing to provide excellent thermal management critical to long LED system life.

Energy saving benefits
System efficacy up to 133lm/w/W with significant energy savings over Pulse Start Metal Halide luminaires. Optional control options provide added energy savings during unoccupied periods.

SiteWise network system
SiteWise system includes a controller fully integrated in the luminaire that enables the luminaires to communicate with a dimming signal transmitter cabinet located on site using Philips patented central dimming technology. A locally accessible mobile app provides an intuitive interface with functionalities such as ON/OFF, dimming levels and scheduling. SiteWise is available with motion response options in order to bring the light back to 100% when motion is detected. Additional functionalities are available such as communication with indoor lighting and connection to BMS systems.

Wireless system
EcoForm luminaires are available with optional wireless controllers ready to be connected to a Linelight system (sold by other). The system allows you to wirelessly manage the entire site, independent lighting groups or individual luminaires while on-site or remotely. Based on a high density mesh network with an easy to use web-based portal, you can conveniently monitor and control your lighting from a network remotely. Wireless controls can be combined with site and area, pedestrian, and parking garage luminaires as well, for a completely connected outdoor solution.

Optical systems
Type 2, 3, 4, 5, 5W, and AFR distributions available. Internal Shield option mounts to LED optics and is available with Type 2, 3, 4, and AFR distributions to control backlight.

Types 2, 3, 4, and AFR, when specified and used as rotated, are factory set only.

Mounting
Standard luminaire arm mounts to 4" round poles. Square pole adapter included with every luminaire. Round Pole Adapter (RPA) required for 3-3.5" poles.

Retrofit Arm Mount
EcoForm features an innovative retrofit arm kit. When specified with the retrofit arm (RAM) option, EcoForm seamlessly simplifies site conversions to LED by eliminating the need for additional pole drilling on most existing poles. RAM will be boxed separately.

Listings
UL/cUL listed to the UL 1598 standard, suitable for Wet Locations. Suitable for use in ambients from –40° to 40°C (–40° to 104°F). The quality systems of this facility have been registered by UL to the ISO 9001 series standards. Most EcoForm configurations are DesignLights Consortium® qualified. Consult DLC Qualified Products list for more details.

Finish
Each standard color luminaire receives a fade and abrasion resistant, electrostatically applied, thermally cured, fine(Vista) isocyanurate (TGIC) textured polyester powdercoat finish. Standard colors include bronze (BZ), black (BK), white (WH), dark gray (DGY), and medium gray (MGY). Consult factory for specs on optional or custom colors.

Warranty
EcoForm Luminaires feature a 5 year limited warranty. Philips Gardco LED Luminaires with LED arrays feature a 5 year limited warranty covering the LED arrays. LED Drivers also carry a 5 year limited warranty. Motion sensors are covered by warranty for 5 years by the motion sensor manufacturer.

Retrofit Arm
EcoForm features an innovative retrofit arm kit. When specified with the retrofit arm (RAM) option, EcoForm seamlessly simplifies site conversions to LED by eliminating the need for additional pole drilling on most existing poles. RAM will be boxed separately.

Listings
UL/cUL listed to the UL 1598 standard, suitable for Wet Locations. Suitable for use in ambients from –40° to 40°C (–40° to 104°F). The quality systems of this facility have been registered by UL to the ISO 9001 series standards. Most EcoForm configurations are DesignLights Consortium® qualified. Consult DLC Qualified Products list for more details.

Finish
Each standard color luminaire receives a fade and abrasion resistant, electrostatically applied, thermally cured, fine(Vista) isocyanurate (TGIC) textured polyester powdercoat finish. Standard colors include bronze (BZ), black (BK), white (WH), dark gray (DGY), and medium gray (MGY). Consult factory for specs on optional or custom colors.

Warranty
EcoForm Luminaires feature a 5 year limited warranty. Philips Gardco LED Luminaires with LED arrays feature a 5 year limited warranty covering the LED arrays. LED Drivers also carry a 5 year limited warranty. Motion sensors are covered by warranty for 5 years by the motion sensor manufacturer.

© 2017 Philips Lighting Holding B.V. All rights reserved.
Philips reserves the right to make changes in specifications and/or to discontinue any product at any time without notice or obligation and will not be liable for any consequences resulting from the use of this publication.
philips.com/luminaires

Philips Lighting North America Corporation
200 Franklin Square Drive, Somerset, NJ 08873
Tel. 855-486-2216

Philips Lighting Canada Ltd
281 Hillmount Rd, Markham, ON, Canada L6C 2S3
Tel. 800-668-9008

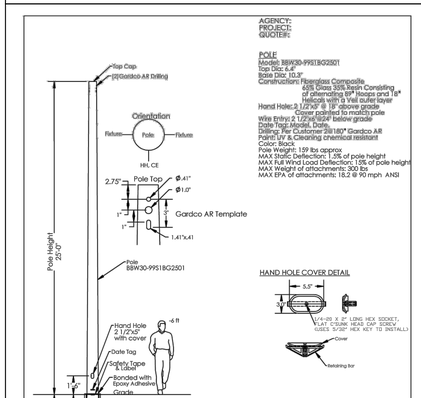
AGENCY:
PROJECT:
QUOTE#:
POLE
Model: BBW30-995T8G2501
Top Dia: 4.4"
Base Dia: 10.3"
Construction: Fiberglass Composite
40% Glass 33% Resin Consisting of alternating 90° Hoops and 18° Helicals with a Veil outer layer
Hand Hole: 3 1/2"x5" @ 18" above grade
Cover painted to match pole
Wire Entry: 2 1/2"x6 1/2" below grade
Date Tag: Model, Date,
Drilling: Per Customer Sit 180° Gardco AR
Paint: UV & Cleaning chemical resistant
Finish: Gloss
Pole Weight: 159 lbs approx
MAX Static Deflection: 1.3% of pole height
MAX Full Wind Load Deflection: 1.5% of pole height
MAX Weight of attachments: 300 lbs
MAX EPA of attachments: 18.2 @ 90 mph ANSI
Top Cap
(2)Gardco AR Drilling
Orientation
Pole
Fixture
Fixture
Hill, CE
Pole Top
Ø .41"
Ø 1.0"
2.75"
1"
1"
Gardco AR Template
1.41"x.41
Pole Height 25'-0"
Pole BBW30-995T8G2501
HAND HOLE COVER DETAIL
5.5"
Cover
Retaining tlor
Hand Hole 3 1/2"x5" with cover
Date Tag
Safety Tape & Label
Bonded with Epoxy Adhesive Grade
Wire Entry (2)2 1/2"x6" No Grommet
Anti-Rotation
Bond Depth 2'-0"
1'-6"
PART NO: BBW30-995T8G2501
DESCRIPTION: Pole Assembly
SCALE: 1:48
SIZE: A
REV:
MATERIAL: Noted
SURFACE FINISH: Smooth
DO NOT SCALE DRAWING
DOCUMENTATION
DRAWN
QUOTE REQUIRED
TOOLING REQUIRED
PART SAMPLE REQUIRED
PRE-PRODUCTION INSPECTION
PRODUCTION RELEASE
INITIAL
DATE
JSC
7/31/19
UNLESS OTHERWISE NOTED:
DIMENSIONS ARE IN INCHES
TOLERANCES:
DECIM