

BENDS	"B"	"C"	"D"	"E"	"F"
6"-11 1/4"	8"	15"	12"	24"	10"
6"-22 1/2"	8"	19"	12"	24"	13"
6"-45"	8"	30"	12"	24"	14"
6"-90"	8"	30"	12"	24"	27"
8"-11 1/4"	8"	20"	12"	24"	10"
8"-22 1/2"	8"	22"	12"	24"	17"
8"-45"	8"	30"	12"	24"	24"
8"-90"	8"	38"	12"	24"	38"
12"-11 1/4"	8"	30"	12"	24"	15"
12"-22 1/2"	8"	35"	12"	24"	25"
12"-45"	8"	40"	12"	24"	40"
12"-90"	8"	60"	12"	24"	52"

TEES	"G"	"H"	"J"	"K"
6"x8"x8"	12"	24"	24"	18"
6"x8"x8"	12"	24"	24"	18"
6"x8"x8"	12"	24"	24"	24"
12"x12"x8"	12"	24"	24"	18"
12"x12"x8"	12"	24"	24"	24"
12"x12"x12"	12"	36"	24"	36"

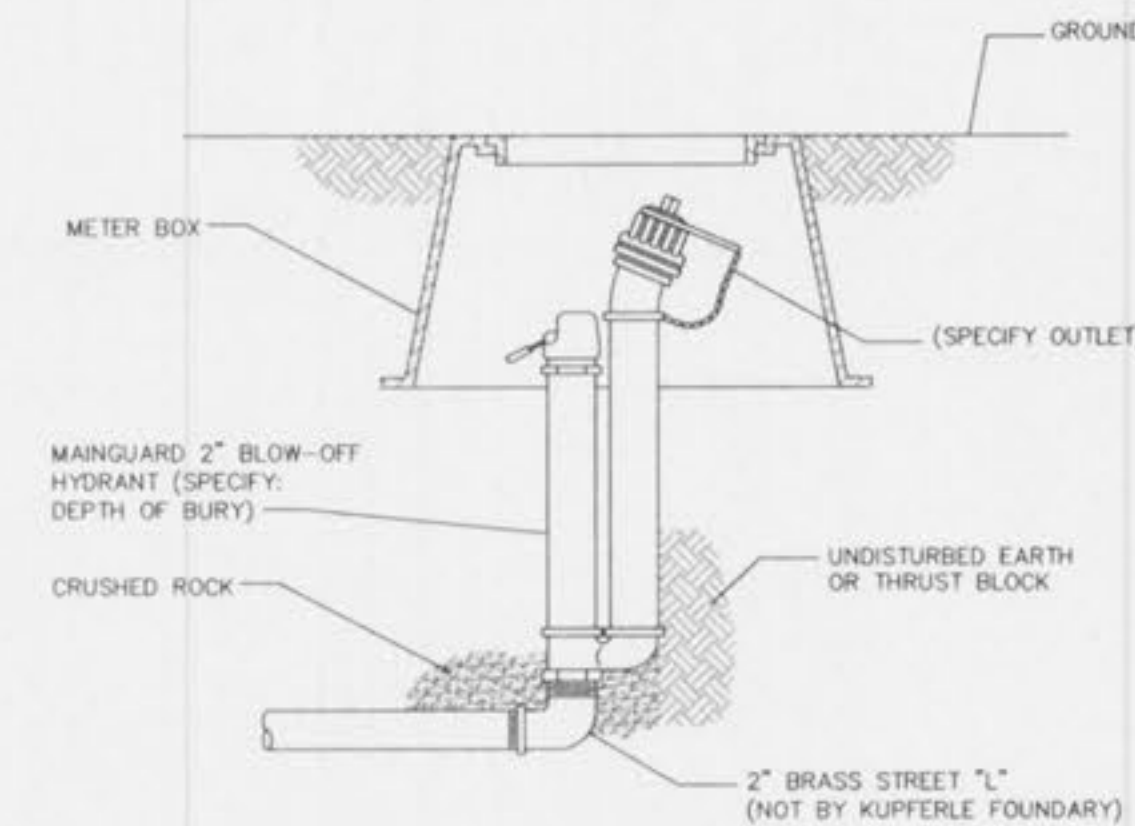
  

CUBIC FEET OF CONCRETE REQUIRED	BEND	11 1/4"	22 1/2"	45"	90"
6"	1.7	2.4	3.5	5.5	
8"	2.1	3.1	5.0	8.5	
12"	3.7	5.9	9.7	17.5	

TEE X	6"	8"	12"	PLUG
6"	40	~	~	4.0
8"	40	5.0	~	5.0
12"	40	5.5	10.5	10.5

NOTES:  
1. 2" & 4" FITTINGS EQUIVALENT TO 6" FITTINGS.  
2. TAPPING SLEEVES TO HAVE BACKING BLOCKS SAME SIZE AS REQUIRED FOR TEES.

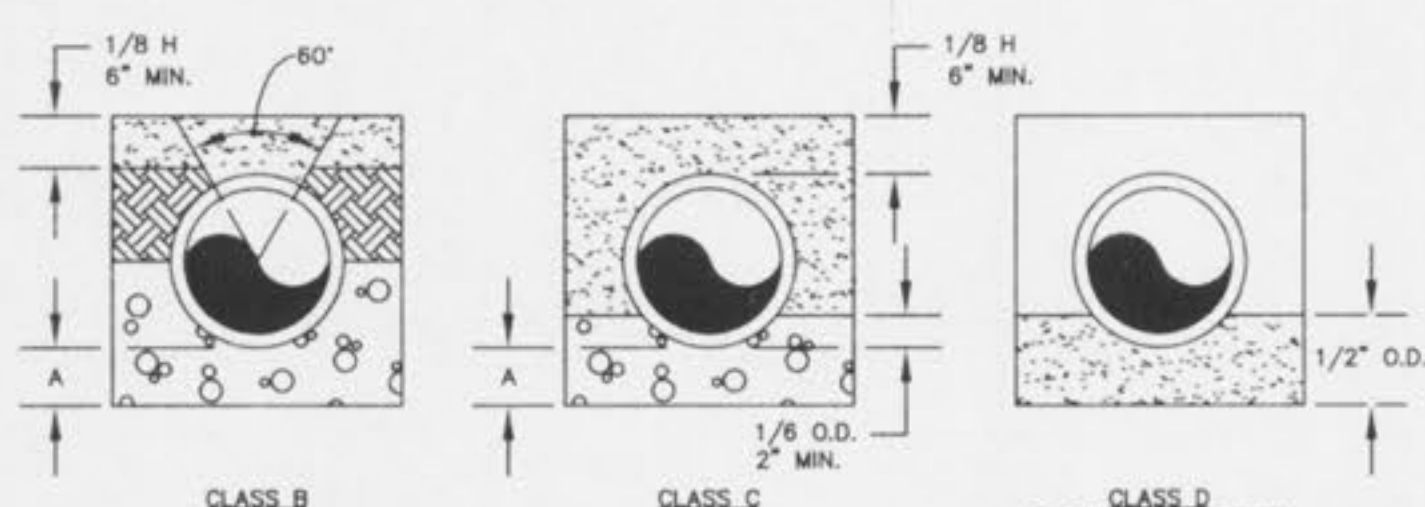
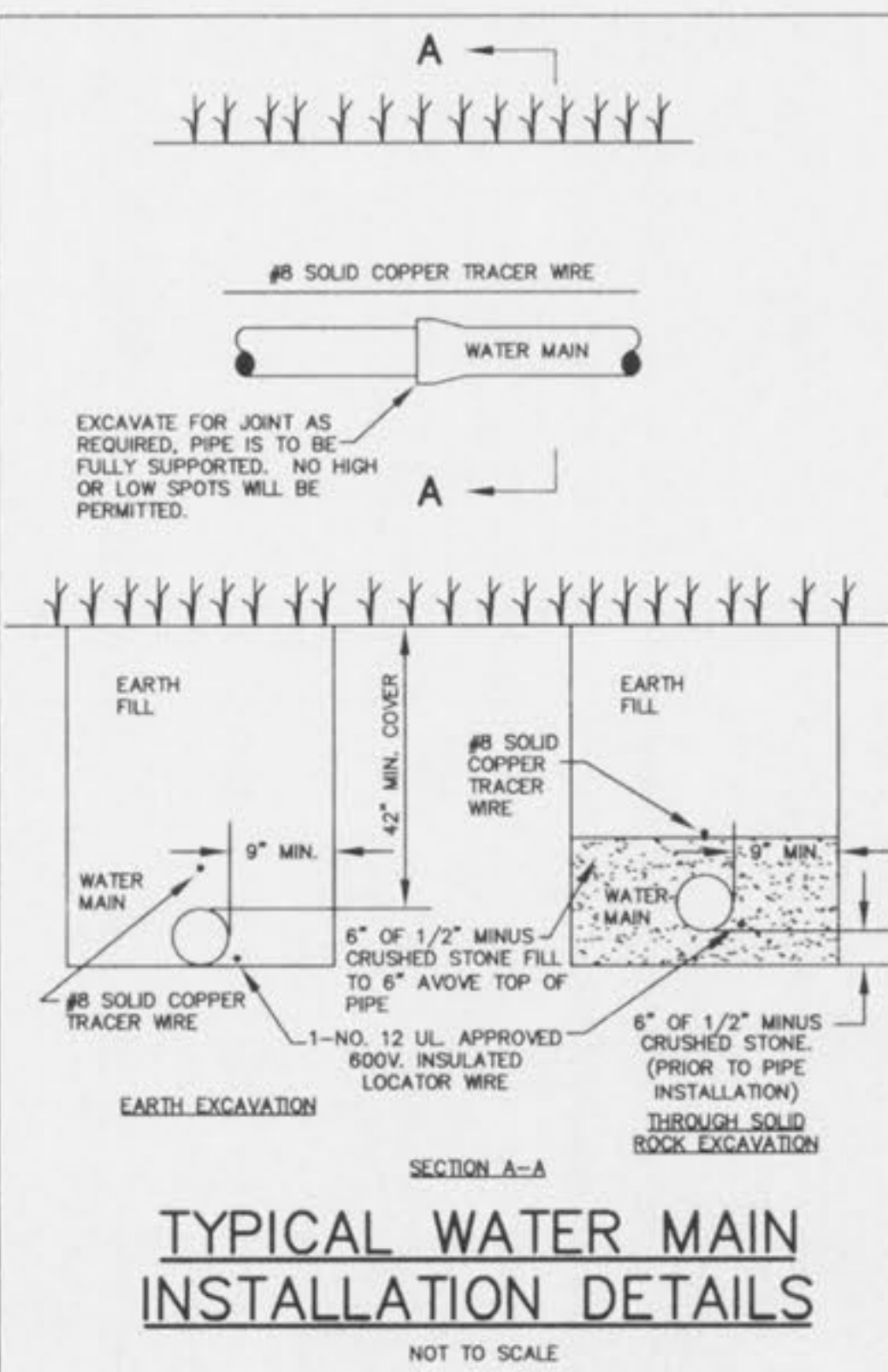


BLOW-OFF HYDRANTS SHALL BE NON-FREEZING, SELF DRAINING TYPE, WITH AN OVERALL LENGTH OF 36". SET UNDERGROUND IN A 2'x2' METER BOX. THESE HYDRANTS WILL BE FURNISHED WITH A 2" FIP INLET, A NON-TURNING OPERATING ROD, AND SHALL OPEN TO THE LEFT. ALL OF THE WORKING PARTS SHALL BE OF BRONZE-TO-BRONZE DESIGN, AND BE SERVICEABLE FROM ABOVE GRADE WITH NO DIGGING. THE OUTLET SHALL ALSO BE BRONZE AND BE 2-1/2" NPT. HYDRANTS SHALL BE LOCKABLE TO PREVENT UNAUTHORIZED USE AS MANUFACTURED BY KUPFERLE FOUNDRY CO., ST. LOUIS, MO, OR APPROVED EQUAL.

(SPECIFY OVERALL LENGTH 6" SHORTER THAN NORMAL DEPTH OF BURY. MINIMUM OPENING IN METER BOX SHOULD BE 10".)

**GENERAL NOTES**

- All water lines shall be laid at least 10 feet horizontally from any sanitary sewer or manhole. An 18" vertical clearance from outside of pipe to outside of pipe shall be maintained wherever water lines must cross sanitary sewers or laterals. The water line shall be laid at such an elevation that the bottom of the water line is above the top of the drain or sewer. A full length of water pipe shall be centered over the sewer line to be crossed so that the joints will be equally distant from the sewer and as remote therefrom as possible. This vertical separation shall be maintained for that portion of the water line located within 10 feet horizontally, of any sewer or drain it crosses.
- All PVC water pipe shall conform to ASTM D2241, SDR 21 Standard specification for P.V.C. Pressure Pipe, 200 P.S.I. working pressure for water, with approved joint.
- Water lines, valves, sleeves, meters, and fittings shall meet all specifications and installation requirements of the Public Water Supply District No. 2 of St. Charles County.
- All water hydrants and valves shall be ductile iron and installed in accordance with plans and details. All ductile iron pipe for water mains shall conform to A.W.W.A. Specifications C-106 and/or C-108. The ductile iron fittings shall conform to A.W.W.A. Specification CC-110. All rubber gasket joints for water ductile iron pressure pipe and fittings shall conform to A.W.W.A. Specification C-111.
- No flushing hydrants or water meters shall be located in driveways, sidewalks or other hard surface areas.



**CLASS B**  
**CLASS C**  
**CLASS D** FLAT BOTTOM TRENCH WITH BELL HOLES AND HAND PLACED EMBEDMENT

**LEGEND**  
I.D. - NOMINAL PIPE SIZE  
O.D. - OUTSIDE DIAMETER OF PIPE  
H - COVER ABOVE TOP OF PIPE  
A - EMBEDMENT BELOW PIPE (SEE TABLE)

TAMPED BACKFILL  
 COMPACTED BACKFILL  
 GRANULAR BEDDING

GRANULAR BEDDING SHALL BE CRUSHED ROCK OR PEA GRAVEL WITH NOT LESS THAN 95% PASSING 1/2" (95% PASSING 3/4" FOR 30" AND LARGER PIPE) AND NOT LESS THAN 95% RETAINED ON A #4; TO BE PLACED IN NOT MORE THAN 6" LAYERS AND COMPACTED BY SLICING WITH A SHOVEL OR VIBRATING.

COMPACTED BACKFILL SHALL BE FINELY DIVIDED JOB EXCAVATED MATERIAL FREE FROM DEBRIS, ORGANIC MATERIAL AND STONES, PLACED IN UNIFORM LAYERS NOT MORE THAN 6" THICK, COMPACTED TO 95% MAXIMUM DENSITY AS DETERMINED BY A.S.T. D698, OR GRADED AGGREGATE. GRANULAR BACKFILL MATERIAL MAY BE SUBSTITUTED FOR ALL OR PART OF COMPACTED BACKFILL.

TAMPED BACKFILL SHALL BE FINELY DIVIDED JOB EXCAVATED MATERIAL FREE FROM DEBRIS, ORGANIC MATERIAL AND STONES, HAND PLACED IN UNIFORM LAYERS NOT MORE THAN 8" THICK AND TAMPED AROUND CONDUIT PIPE. GRANULAR BACKFILL MATERIAL MAY BE SUBSTITUTED FOR ALL OR PART OF TAMPED BACKFILL.

TRENCH BACKFILL SHALL BE AS REQUIRED IN THE "LAYING AND BACKFILL" SECTION OF THE DETAILED SPECIFICATIONS.

EMBEDMENT THE TYPE OF EMBEDMENT TO BE USED SHALL BE AS SPECIFIED IN THE PLANS AND SPECIFICATIONS.

TRACER WIRE REQUIRED ON ALL WATER MAINS

**WATER MAIN EMBEDMENT**  
NOT TO SCALE

ISSUE REMARKS/DATE  
1 11-01-01 PWS/D 2 COMMENTS

PREPARED FOR:  
**N & K HIGHWAYS, L.L.C.**  
5091 NEW BAUMGARTNER  
ST. LOUIS, MISSOURI 63129  
(314) 487-6717

11-2-2001

PREPARED BY:  
**THE STERLING CO.**  
ENGINEERS & SURVEYORS  
5055 NEW BAUMGARTNER ROAD  
ST. LOUIS, MISSOURI 63129  
(314) 487-0440 FAX 487-8944  
E-Mail: Sterling@com-stl.net

DRAWN: DESIGNED: CHECKED:

PROJECT: **SPRING ORCHARD** WATER DETAILS  
SHEET TITLE: WATER DETAILS

NO. 01 01 008  
SHEET  
DIGITAL FILE LOCATION: SURVEY\STERLING-2\11-01-01\01008.dwg  
WD-1