NOTE: THIS DETAIL IS FROM PWSD#2

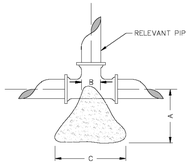

TEES AND TAPPING SLEEVE
NOT TO SCALE

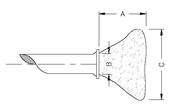

PLUGS
NOT TO SCALE

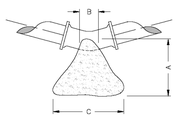

BENDS
NOT TO SCALE

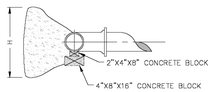

TYPICAL SECTION
NOT TO SCALE

THRUST BLOCK DIMENSIONS - INCHES

PIPE DIA.	ALL FTGS.		TEE PLUG TAPPING		90 DEGREE BEND		45 DEGREE BEND		22-1/2 BEND		11-1/4 BEND	
	A	B	C	H	C	H	C	H	C	H	C	H
4	14	4	24	12	26	15	18	12	12	12	12	12
6	16	6	36	18	36	24	30	18	24	12	12	12
8	20	8	36	30	42	36	36	24	24	18	18	12
10	20	10	48	36	66	36	36	36	28	24	18	18
12	24	12	68	36	82	42	52	36	40	24	28	18

NOTE

FOR FITTINGS LARGER THAN 12", SPECIAL RESTRAINT DESIGNS ARE REQUIRED.

HORIZONTAL THRUST BLOCKING
DETAIL "C"

NOTE: THIS DETAIL IS FROM PWSD#2

NOTES

6" PIPES BETWEEN VALVE AND FIRE HYDRANT SHALL BE D.I. "ANCHOR LOKS" OR DUCTILE IRON PIPE WITH "MEGALUG" RESTRAINER FOLLOWER GLANDS ON ALL M.J. JOINTS.

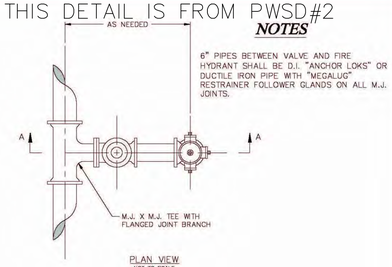

PLAN VIEW
NOT TO SCALE

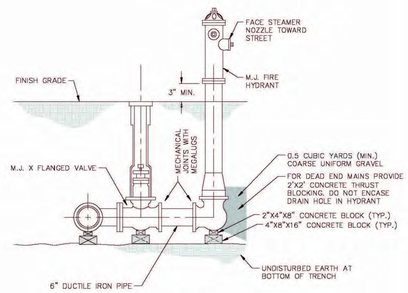

SECTION "A-A"
NOT TO SCALE

FIRE HYDRANT DETAIL
DETAIL "B"
PAGE 1 OF 3

NOTE: THIS DETAIL IS FROM PWSD#2

NOTES

6" PIPES BETWEEN TEE AND VALVE AND BETWEEN VALVE AND FIRE HYDRANT SHALL BE D.I. "ANCHOR LOKS" OR DUCTILE IRON PIPE WITH "MEGALUG" RESTRAINER FOLLOWER GLANDS ON ALL M.J. JOINTS.

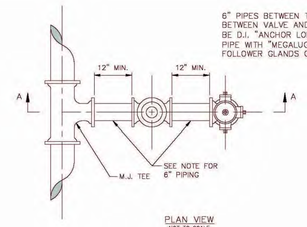

PLAN VIEW
NOT TO SCALE

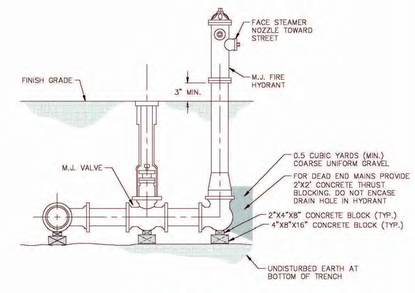

SECTION "A-A"
NOT TO SCALE

FIRE HYDRANT DETAIL
DETAIL "B"
PAGE 2 OF 3

NOTE: THIS DETAIL IS FROM PWSD#2

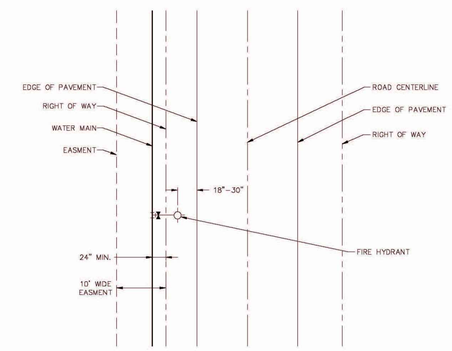

FIRE HYDRANT LOCATION
NOT TO SCALE

FIRE HYDRANT DETAIL
DETAIL "B"
PAGE 3 OF 3

NOTE: THIS DETAIL IS FROM PWSD#2

Buffalo box is an acceptable product to use.
Tyler 562-S and 564-S are acceptable products.

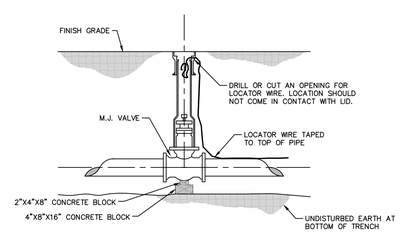

GATE VALVE DETAIL
NOT TO SCALE
DETAIL "D"

NOTE: THIS DETAIL IS FROM PWSD#2

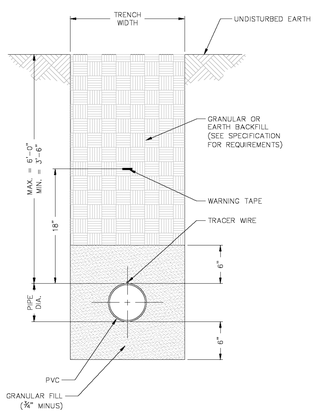

NOTES

1) SEE SPECIFICATIONS FOR ADDITIONAL DETAILS FOR BEDDING AND BACKFILL.

TYPICAL TRENCH SECTION FOR PVC PIPE
NOT TO SCALE
DETAIL "A"
PAGE 1 OF 2

NOTE: THIS DETAIL IS FROM PWSD#2

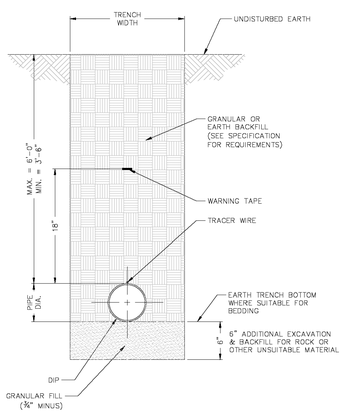

NOTES

1) POLYWRAP REQUIRED FOR DUCTILE IRON PIPE
2) SEE SPECIFICATIONS FOR ADDITIONAL DETAILS FOR BEDDING AND BACKFILL.

TYPICAL TRENCH SECTION FOR DUCTILE IRON PIPE
NOT TO SCALE
DETAIL "A"
PAGE 2 OF 2

NOTE: THIS DETAIL IS FROM PWSD#2

NOTES

6" PIPES BETWEEN TEE AND VALVE AND BETWEEN VALVE AND FIRE HYDRANT SHALL BE D.I. "ANCHOR LOKS" OR DUCTILE IRON PIPE WITH "MEGALUG" RESTRAINER FOLLOWER GLANDS ON ALL M.J. JOINTS.

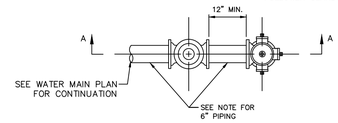

PLAN VIEW
NOT TO SCALE

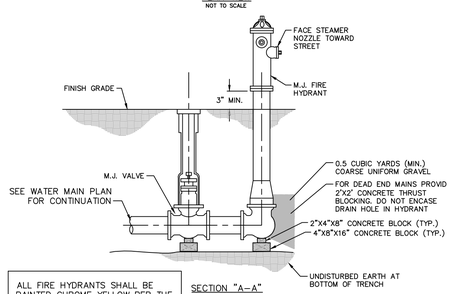

ALL FIRE HYDRANTS SHALL BE PAINTED CHROME YELLOW PER THE WATER DISTRICTS SPECIFICATIONS.

SECTION "A-A"
NOT TO SCALE

TERMINAL FIRE HYDRANT DETAIL
NO SCALE

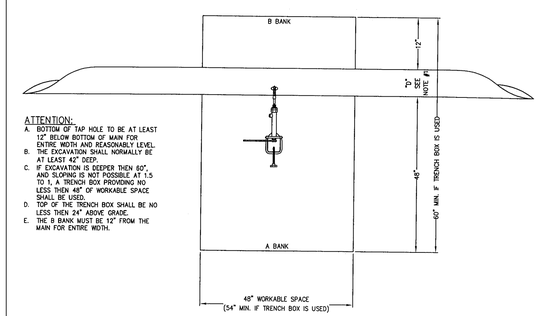

ATTENTION:
A. BOTTOM OF TAP HOLE TO BE AT LEAST 12" BELOW BOTTOM OF MAIN FOR ENTIRE WIDTH AND REASONABLY LEVEL.
B. THE EXCAVATION SHALL NORMALLY BE AT LEAST 42" DEEP.
C. IF EXCAVATION IS DEEPER THEN 60", AND SLOPING IS NOT POSSIBLE AT 1.5 TO 1, A TRENCH BOX PROVIDING NO LESS THEN 48" OF WORKABLE SPACE SHALL BE USED.
D. TOP OF THE TRENCH BOX SHALL BE NO LESS THEN 24" ABOVE GRADE.
E. THE B BANK MUST BE 12" FROM THE MAIN FOR ENTIRE WIDTH.

PLAN VIEW
NOT TO SCALE

NOTES:
1. "D" DIMENSION (MAIN SIZE) IS VARIABLE.
2. FOR MULTIPLE TAPS, ADD 12" OF WIDTH ALONG THE MAIN FOR EACH ADDITIONAL TAP. TAPS SHOULD NOT BE CLOSER THAN 12" TO EACH OTHER.
3. TAPS SHOULD NOT BE CLOSER THAN 12" TO FACE OF BELL.
4. TAP HOLE SHOULD BE FREE OF WATER AND MUD TO ALLOW SAFE HANDLING OF TAPPING MACHINE.
5. TAPS WILL NOT BE MADE BEFORE SERVICE LINE IS COMPLETE.
6. TAP HOLE MUST BE CLEAN ENOUGH TO REPAIR ANY DAMAGE TO LINE TRACING WIRE.
7. THE EXCAVATION MUST COMPLY WITH ALL OSHA REGULATIONS.
8. BACKSIDE TAPS WILL BE AT THE DISCRETION OF WATER DISTRICT PERSONNEL.
9. INSTALLATION OF GRAVEL BASE WILL BE AT THE DISCRETION OF THE DISTRICT.

TYPICAL 3/4"+1" SERVICE CONNECTIONS TAP HOLE DIMENSIONS
DETAIL "A"
NOT TO SCALE

APRIL 20, 2005
Rev. SEPT. 5, 2007

PUBLIC WATER SUPPLY DISTRICT #2 OF SAINT CHARLES COUNTY

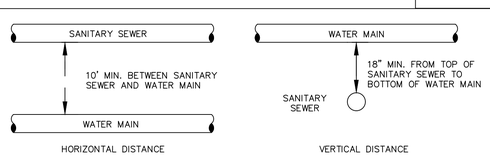

TYPICAL WATER AND SEWER SEPARATION
NOT TO SCALE

Ductile Iron Pipe installation shall follow the Ductile Iron Research Association (DIPRA) guide line.
The Installation of PVC Pipe shall follow the Uni-Bell PVC Pipe Association Handbook of PVC Design and Construction.

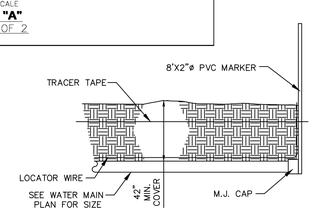

WATER MAIN CAP AND MARK DETAIL
NO SCALE

OWNER/DEVELOPER:
DD LAND DEVELOPMENT, LLC
10407 BAUR BLVD. SUITE B
ST. LOUIS, MO 63132

636-584-0540 (tel.)
636-584-0512 (fax)
mail@cochraneng.com
5304 E. Independence Dr.
Union, Missouri 63084
COCHRAN
• Civil Engineering
• Land Surveying
• Architecture
• Site Development
• General Consulting
• Master Planning
Missouri State Certificate of Authority Numbers:
Survey : 000380
Engineering : 001655
Architecture: 2002014240

Three working days prior to the start of any excavation on this site, contractor shall call 1-800-344-7483 for utility location information.

All OSHA rules & regulations established for the type of construction involved shall be strictly followed (ie. Trenching, Blasting, etc.)

STATE OF MISSOURI
TIMOTHY SCHOWE
NUMBER PE-2018000268
5-9-22
PROFESSIONAL ENGINEER

THE STREETS OF CALEDONIA
PHASE 4 RESIDENTIAL
O'FALLON, MISSOURI

REVISION:	DATE:	DRN. BY:	APPD. BY:

DETAIL SHEET

DRN. BY:	JMM
APPD. BY:	ERR
DATE:	MAY 09, 2022
SCALE:	NO SCALE
PROJ. NO:	17-6821
DWG. NO:	C14.07

Drawing name: F:\17-6821 - 260 Acre Tract along Hwy 40, O'Fallon, MO\AutoCad Drawings\6821 - Plan Sheets\Construction Drawings\PH4 Residential Plans\39_Detail Sheet - Phase 4.dwg Tab: C14.07 Plotted on: May 08, 2022 - 4:07pm Plotted by: jmeyer