

GENERAL NOTES

- EXISTING ROADWAYS SHALL BE FREE FROM MUD AND DEBRIS AT ALL TIMES.
- EXISTING UNDERGROUND UTILITIES, OVERHEAD UTILITIES AND DRAINAGE STRUCTURES HAVE BEEN PLOTTED FROM AVAILABLE INFORMATION AND THEIR LOCATIONS MUST BE CONSIDERED APPROXIMATE. IT IS THE RESPONSIBILITY OF THE CONTRACTOR TO LOCATE ALL UTILITIES, EITHER SHOWN OR NOT SHOWN ON THESE PLANS, PRIOR TO ANY CONSTRUCTION AND TO NOTIFY THE ENGINEER OF ANY DISCREPANCIES WHICH MAY ARISE REGARDING THESE LOCATIONS.
- FUTURE IMPROVEMENTS (PARKING, STADIUM, ETC.) ARE SHOWN FOR REFERENCE ONLY. PROPOSED TREELINE IS FOR REFERENCE ONLY.
- ALL EXCAVATION BENEATH EXISTING AND PROPOSED STREETS AND OTHER PAVED AREAS SHALL BE BACKFILLED WITH 3/4" CRUSHED LIMESTONE TO 4 FEET OUTSIDE BACK OF CURB.
- ALL WATER REQUIRED FOR THE CONSTRUCTION OF THIS PROJECT SHALL BE PURCHASED FROM THE CITY OF FALLON WATER DEPARTMENT AND SHALL BE METERED THROUGH THE USE OF A FIRE HYDRANT WATER METER. METERS CAN BE OBTAINED FROM THE WATER DEPARTMENT FOR A NOMINAL DEPOSIT, REFUNDABLE UPON THE RETURN OF THE METER.

WATER LINE NOTES

- WATER LINE SHALL BE SDR 21 POLYVINYL CHLORIDE PIPE (PVC) HAVING A MINIMUM PRESSURE RATING OF 200 PSI.
- AFTER THE COMPLETION OF THE WATER LINE AND ALL TRENCHES HAVE BEEN BACKFILLED, THE CONTRACTOR SHALL PRESSURE TEST THE LINE IN ACCORDANCE WITH THE PROJECT SPECIFICATIONS BEFORE THE WATER SYSTEM CAN BE CERTIFIED COMPLETE.
- WATER METER SHALL CONFORM TO THE CITY OF FALLON REQUIREMENTS.

SANITARY SEWER NOTES

- ALL METHODS AND MATERIALS OF CONSTRUCTION OF SANITARY SEWER SHALL COMPLY WITH THE CITY OF FALLON STANDARDS AND SPECIFICATIONS, LATEST REVISION.
- THE 4" LATERALS ARE TO BE CONSTRUCTED WITH SCHEDULE 40 POLYVINYL CHLORIDE PIPE. THE SEWER LATERAL CONSTRUCTION METHODS SHALL CONFORM TO THE LATEST STANDARDS AND SPECIFICATIONS OF THE LOCAL PLUMBING CODE.
- VERTICAL CLEARANCE BETWEEN SEWER AND WATER MAIN SHALL BE A MINIMUM OF 2' AND HORIZONTAL DISTANCE SHALL BE A MINIMUM OF 10' OR AS DIRECTED BY THE ENGINEER.
- ALL TRENCH BACKFILLS UNDER PAVEMENT WITHIN THE PUBLIC RIGHT OF WAY SHALL BE GRANULAR MATERIAL COMPACTED TO 90 PERCENT OF THE MODIFIED COMPACTION TEST A.S.T.M. D-1557.
- ALL LATERALS THAT ARE NOT CURRENTLY IN SERVICE SHALL BE PLUGGED.
- ALL SANITARY SEWER MANHOLES SHALL BE 48" DIAMETER, UNLESS OTHERWISE NOTED.

STORM SEWER NOTES

- STORM SEWER PIPE 15 INCHES IN DIAMETER AND LESS SHALL BE SDR 35 POLYVINYL CHLORIDE (PVC) PIPE.
- ALL LATERALS THAT ARE NOT CONNECTED AT THE TIME OF INSTALLATION SHALL BE CAPPED AND MARKED.

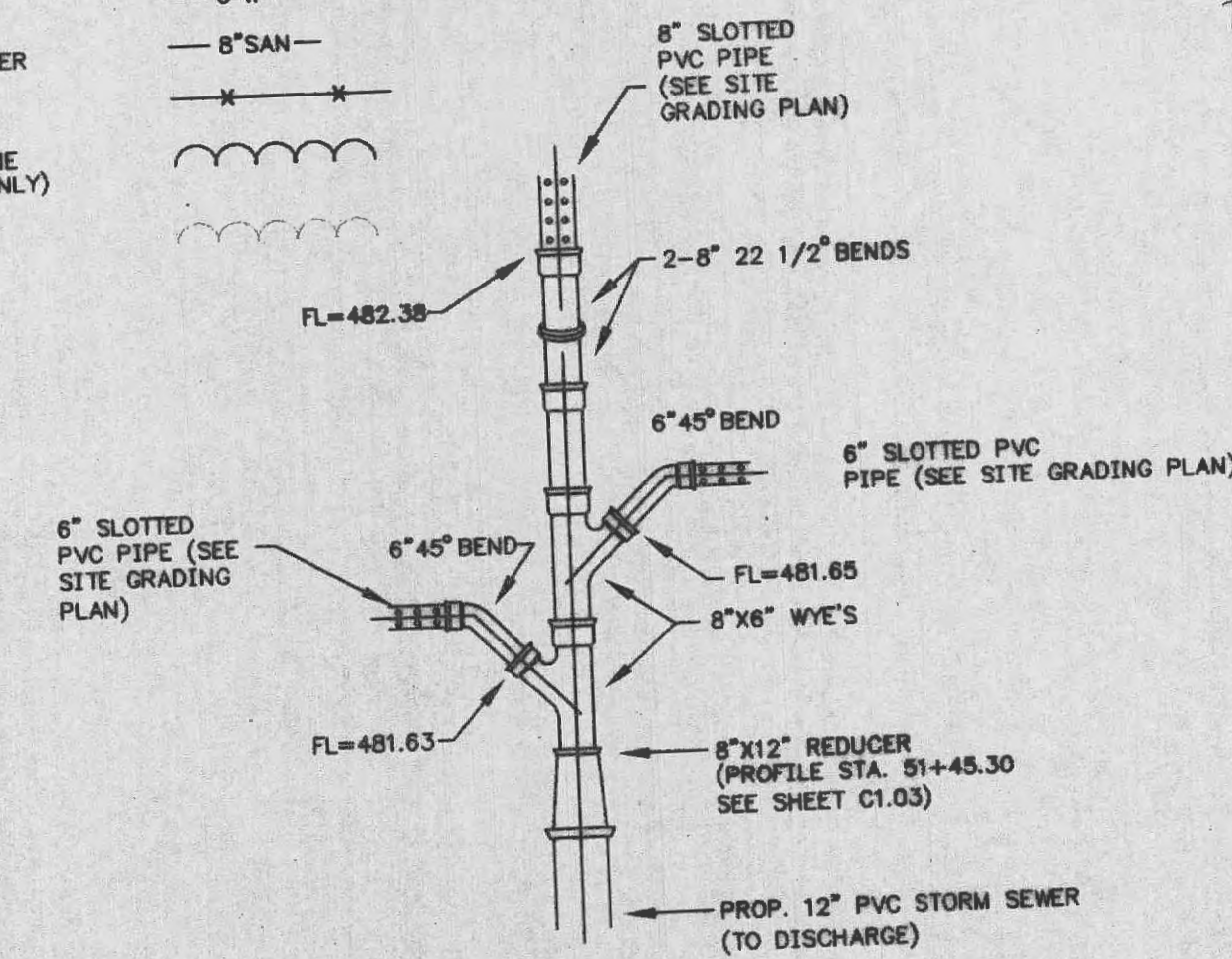
TEMPORARY BENCHMARKS

GBA W.P. #7
1/2" I.B. W/GBA CAP 21' +/- N. OF CENTERLINE OF TOM GINNEVER AVE. 61' +/- E. OF CENTERLINE OF TOM GINNEVER AVE. & CLOVER LN.
ELEVATION: 503.72
NORTHING: 1088241.956
EASTING: 767384.5866

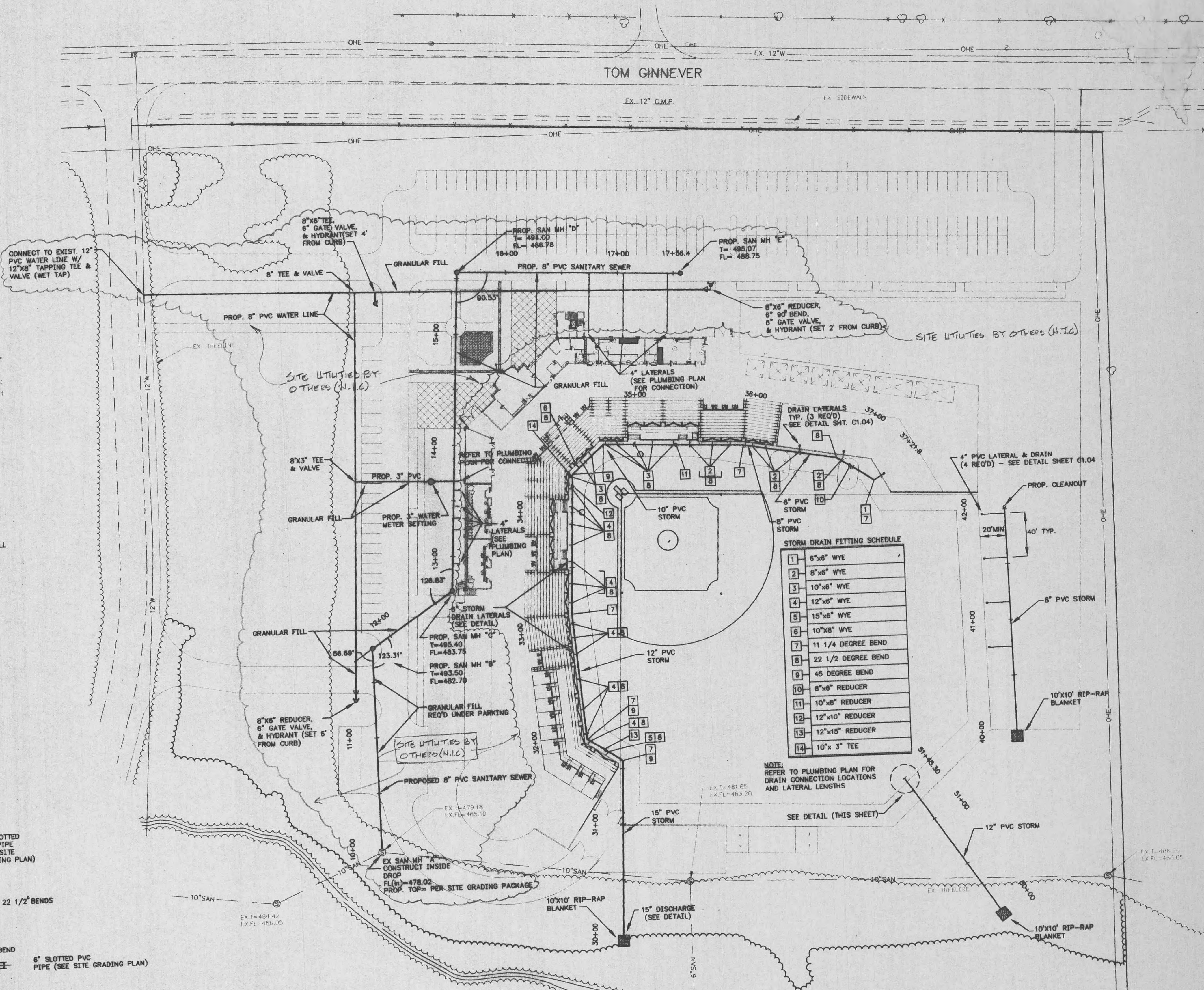
GBA W.P. #8
1/2" I.B. W/GBA CAP 23' +/- S. OF CENTERLINE OF TOM GINNEVER AVE. 26' +/- N. OF ORANGE FENCE POST, 1269.09' E. OF W.P. #7
ELEVATION: 502.11
NORTHING: 1088177.026
EASTING: 768652.0279

LEGEND

- SANITARY MANHOLE
- OVERHEAD ELECTRIC
- WATERLINE
- SANITARY SEWER
- FENCE
- PROP. TREELINE (REFERENCE ONLY)
- EX. TREELINE



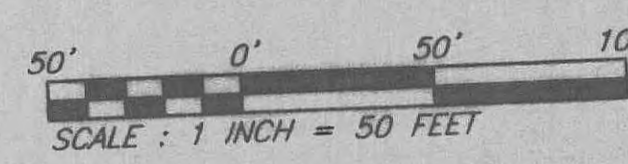
WYE CONNECTION FOR SLOTTED DRAIN PIPE



STORM DRAIN FITTING SCHEDULE

1	6"x6" WYE
2	8"x6" WYE
3	10"x6" WYE
4	12"x6" WYE
5	15"x6" WYE
6	10"x8" WYE
7	11 1/4 DEGREE BEND
8	22 1/2 DEGREE BEND
9	45 DEGREE BEND
10	6"x6" REDUCER
11	10"x8" REDUCER
12	12"x10" REDUCER
13	12"x15" REDUCER
14	10"x 3" TEE

- DIVISION 2**
- 02300 EARTHWORK
 - 02380 TRENCH CONTROL
 - 02310 ASPHALT CONCRETE PAVING
 - 02520 PORTLAND CEMENT CONCRETE PAVING
 - 02521 IMPERFOR CONCRETE PAVING
 - 02831 CHAIN LINK FENCES AND GATE
 - 02910 NATURAL TURF PLANTING FIELD SYSTEM
- DIVISION 3**
- 03300 CAST IN PLACE CONCRETE
 - 03350 CONCRETE TOPPING
 - 03450 ARCHITECTURAL PRECAST CONCRETE
- DIVISION 4**
- 04200A UNIT MASONRY
 - 04200B UNIT MASONRY
 - 04200C UNIT MASONRY
- DIVISION 5**
- 05100 STRUCTURAL STEEL
 - 05210 STEEL JOIST
 - 05310 METAL DECKING
 - 05400 COLD-FORMED METAL FRAMING
 - 05500 METAL FABRICATION
 - 05521 PIPE RAILINGS
 - 05530 GRATHS
 - 05700 ORNAMENTAL METALWORK
 - 05720 ORNAMENTAL HANGERS AND RAILINGS
 - 05810 EXPANSION JOINT COVER ASSEMBLIES
- DIVISION 6**
- 06105 MISC. CARPENTRY
 - 06400 ARCHITECTURAL WOODWORK
- DIVISION 7**
- 07180 BITUMINOUS DAMPROOFING
 - 07180 WATER REPELLENTS
 - 07210 BUILDING INSULATION
 - 07333 EPDM SINGLE PLY MEMBRANE ROOFING
 - 07333 THERMOPLASTIC (PVC) SINGLE PLY MEMBRANE ROOFING
 - 07620 SHEET METAL FLASHING AND TRIM
 - 07710 MANUFACTURED ROOF SPECIALTIES
 - 07720 ROOF ACCESSORIES
 - 07901 JOINT SEALANTS
- DIVISION 8**
- 08110 STEEL DOORS AND FRAMES
 - 08211 FLUSH WOOD DOORS
 - 08305 ACCESS DOORS
 - 08335 OVERHEAD COILING DOORS
 - 08335 OVERHEAD COILING SHUTTERS
 - 08410 ALUMINUM ENTRANCES AND STOREFRONT
 - 08520 ALUMINUM WINDOWS
 - 08550 WOOD WINDOWS
 - 08665 SECURITY WINDOWS
 - 08710 FINISH HARDWARE
 - 08800 GLAZING
 - 08830 HUNGLED GLASS
- DIVISION 9**
- 09295 GYPSUM BOARD ASSEMBLIES
 - 09310 CERAMIC TILE
 - 09510 ACoustICAL CEILING
 - 09635 RESILIENT WALL BASE AND ACCESSORIES
 - 09680 CABINET
 - 09780 FLOOR SEALERS
 - 09800 SPECIAL COATINGS
 - 09810 FERROUS METAL SPECIAL COATINGS
 - 09815 HAZARD STRIPING
 - 09900 PAINTING
- DIVISION 10**
- 10155 TOILET COMPARTMENTS
 - 10350 FLORPALS
 - 10322 FIRE EXTINGUISHERS, CABINETS & ACCESSORIES
 - 10800 TOILET ACCESSORIES
- DIVISION 11**
- 11452 RESIDENTIAL EQUIPMENT
 - 11480 STADIUM GAME EQUIPMENT
 - 11481 FIELDWALL PADS
 - 11485 SCOREBOARDS
 - 11486 VIDEO BOARDS
- DIVISION 12**
- 12610 STADIUM CHAIRS
 - 12620 BENCH SEATING
- DIVISION 13**
- NONE INCLUDED
- DIVISION 14**
- 14420 WHEELCHAIR LIFTS



HELLMUTH OBATA & KASSABALUM, INC.
Architects, Engineering, Planning,
Interior, Facility Programming
323 West 8th Street, Suite 700
Kansas City, Missouri 64105

STRUCTURAL ENGINEER
Bosch & Associates
9200 Grand Tower - Suite 214
Raytown, Missouri 64133

MECHANICAL/ELECTRICAL PLUMBING
Bosch & Associates
9200 Grand Tower - Suite 214
Raytown, Missouri 64133

CIVIL ENGINEER
George Barker Associates, Inc.
223 South Main Street - Suite 200
O'Fallon, Missouri 63366-2892

T. R. HUGHES BALLPARK
AT THE OZZIE SMITH SPORTS COMPLEX

for the River City Rascals
OF FALLON, MO.

BID PACKAGE #1

PACKAGE REVISIONS

NO.	DATE	DESCRIPTION

PROJECT NO. 97-0761-00 ISSUED BY: HOK SPORT
DRAWN BY: RJR REVIEWED BY: JJC
ISSUED: 07-01-98
SHEET TITLE

UTILITY PLAN
CATEGORY - SUB-CATEGORY - SHEET
C1.02