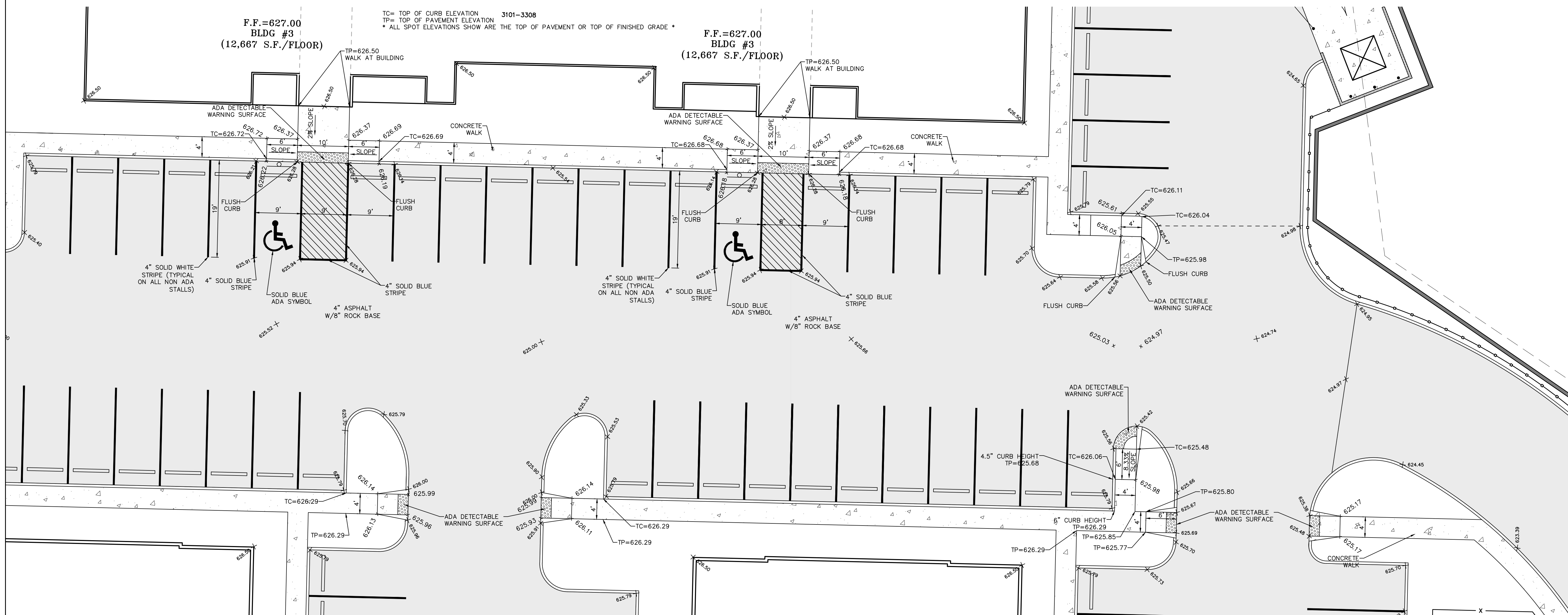
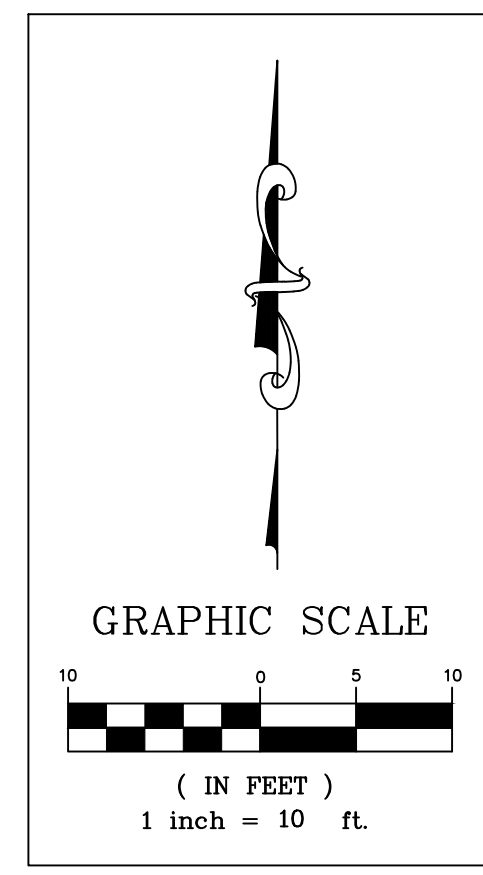



**TYPICAL ADA RAMP AT ENTRY TO APARTMENTS**  
NOT TO SCALE

1. AT NO TIME CAN A RAMP EXCEED A 1:12 OR 8.33% SLOPE.
2. CONTRACTOR TO BE AWARE THAT MAXIMUM ALLOWABLE CROSS SLOPE ON NEW PAVEMENT IS 2% MAXIMUM RUNNING SLOPE ON NEW PAVEMENT (OTHER THAN RAMPS) IS 5%.
3. CONTRACTOR TO VERIFY GRADES AND SLOPES PRIOR TO INSTALLING CONCRETE.



**PROJECT TITLE:**  
**THORNWOOD APARTMENTS**  
 THORNBUARY CROSSING DRIVE  
 OFALLON, MO 63366

**ENGINEERING**  
**PLANNING**  
**SURVEYING**  
 221 Point West Blvd.  
 St. Charles, MO 63301  
 636-928-5552  
 FAX 636-928-1718



DISCLAIMER OF RESPONSIBILITY  
 I hereby certify that the documents intended to be authenticated by my seal are limited to this sheet, and I hereby disclaim any responsibility for all other drawings, specifications, estimates, reports or other documents or instruments relating to or intended to be used for any part or parts of the architectural or engineering project or survey.



**REVISIONS**

NO.	DATE	DESCRIPTION
07-25-24	CITY COMMENTS	
08-15-24	CITY COMMENTS	

Bax Engineering Company, Inc.  
 Missouri State Certificate of Authority  
 Engineering #000655  
 Missouri State Certificate of Authority  
 Surveying #000144

**Developer / Owner:**  
**MRS TROMBONE LLC**  
 100 WOODCHASE LANE  
 CHESTERFIELD, MO 6307  
 314-469-0029

**ADA DETAILS**

**P+Z No.** 23-010426  
**Approval Date:** 1-4-24  
**City No.** #

**Page No.**  
 20 of 34