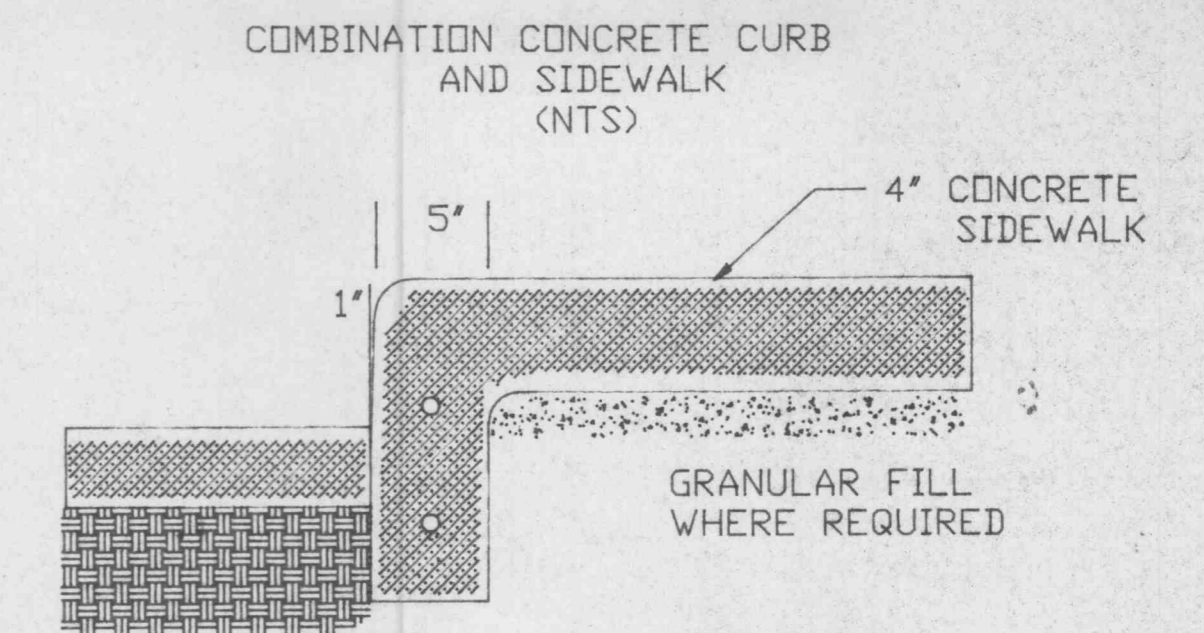




PRELIMINARY SITE PLAN
 UNITED STENCIL & AFFIXING COMPANY
 311 SOUTH COOL SPRINGS ROAD
 A TRACT OF LAND BEING PART OF SECTION 27
 TOWNSHIP 47 RANGE 3 EAST
 ST. CHARLES COUNTY, MISSOURI

GENERAL NOTES:

1. GAS, WATER AND OTHER UNDERGROUND UTILITIES SHALL NOT CONFLICT WITH THE DEPTH OF HORIZONTAL LOCATION OF EXISTING AND PROPOSED SANITARY AND STORM SEWERS, INCLUDING HOUSE LATERALS.
2. POLYVINYL CHLORIDE (PVC) SHALL CONFORM TO THE REQUIREMENTS OF ASTM D-3034 STANDARD SPECIFICATIONS FOR THE PSM POLYVINYL CHLORIDE (PVC) SEWER PIPE AND FITTINGS, SDR-35.
3. STORM SEWERS 18" IN DIAMETER OR SMALLER SHALL BE ASTM C-14.
4. STORM SEWERS 21" IN DIAMETER OF LARGER SHALL BE ASTM C-76, CLASS II.
5. ALL STORM SEWER PIPE UNDER PAVEMENT, REGARDLESS OF SIZE, SHALL BE REINFORCED CONCRETE PIPE (ASTM C-76 CLASS III) UNLESS NOTED OTHERWISE ON THE PLANS.
6. CORRUGATED METAL PIPE SHALL CONFORM TO THE STANDARD SPECIFICATIONS FOR CORRUGATED CULVERT PIPE M-36, A.A.S.H.O.
7. ALL FILLED PLACES UNDER BUILDINGS, PROPOSED SANITARY AND STORM SEWER LINES, AND/OR PAVED AREAS INCLUDING TRENCH BACKFILLS SHALL BE COMPACTED TO 90% OF MAXIMUM DENSITY AS DETERMINED BY THE "MODIFIED A.A.S.H.O. T-180 COMPACTION TEST" (ASTM D-1557) UNLESS OTHERWISE SPECIFIED BY THE LOCAL GOVERNING AUTHORITY SPECIFICATIONS. ALL TESTS WILL BE VERIFIED BY A SOIL ENGINEER.
8. ALL EARTHEN FILLED PLACES WITHIN STATE, COUNTY OR CITY ROADS (HIGHWAYS) SHALL BE COMPACTED TO 90% OF MAXIMUM DENSITY AS DETERMINED BY THE "STANDARD PROCTOR TEST A.A.S.H.O. T-99" (ASTM D-698) UNLESS OTHERWISE SPECIFIED BY LOCAL GOVERNING AUTHORITY SPECIFICATIONS. ALL TESTS WILL BE VERIFIED BY A SOILS ENGINEER.
9. ALL STORM AND SANITARY TRENCH BACKFILLS SHALL BE WATER JETTED, GRANULAR FILL WILL BE USED UNDER PAVED AREAS.
10. EASEMENTS SHALL BE PROVIDED FOR STORM SEWERS, SANITARY SEWERS AND ALL UTILITIES ON THE RECORD PLAT.
11. NO AREA SHALL BE CLEARED WITHOUT THE PERMISSION OF THE DEVELOPER.
12. ALL GRADE SHALL BE WITHIN 0.2 FEET (MORE OR LESS) OF THOSE SHOWN ON THE GRADING PLAN.
13. NO SLOPE SHALL BE GREATER THAN 3% AND SHALL BE EITHER SODDED OR SEEDED OR MULCHED.
14. ALL STANDARD STREET CURB INLETS TO HAVE FRONT OF INLET 2 FEET BEHIND CURB.
15. WATER LINES, VALVES, SLEEVES, METERS AND ETC. SHALL MEET ALL SPECIFICATIONS AND INSTALLATION REQUIREMENTS OF THE LOCAL GOVERNING AUTHORITY.
16. ALL CAST IRON PIPE FOR WATER MAINS SHALL CONFORM TO A.W.W.A. SPECIFICATION C-106 AND/OR C-108. THE CAST IRON FITTINGS SHALL CONFORM TO A.W.W.A. SPECIFICATIONS C-110. ALL RUBBER GASKET JOINTS FOR WATER CAST IRON PRESSURE PIPE AND FITTINGS SHALL CONFORM TO A.W.W.A. SPECIFICATION C-111.
17. ALL WATER HYDRANTS AND VALVES SHALL BE CAST IRON AND INSTALLED IN ACCORDANCE WITH PLANS AND DETAILS.
18. ALL SANITARY AND STORM SEWERS SHALL MEET ALL SPECIFICATIONS AND INSTALLATION REQUIREMENTS OF THE LOCAL GOVERNING AUTHORITY.
19. ALL PVC WATER PIPE SHALL HAVE A MINIMUM PRESSURE RATING OF PR-200 OR SDR-21
20. ALL PVC SANITARY SEWER PIPE SHALL BE DR-35 OR EQUAL WITH CRUSHED STONE BEDDING UNIFORMLY GRADED BETWEEN 1" AND 1/4" SIZE. THIS BEDDING SHALL EXTEND FROM 6" BELOW THE PIPE TO 12" ABOVE THE TOP OF THE PIPE.
21. ALL GRADING ON MISSOURI STATE HIGHWAY RIGHT OF WAY SHALL BE SEEDED AND MULCHED AND ALL DISTURBED RIGHT OF WAY MARKERS SHALL BE RESET AT THE COMPLETION OF GRADING.
22. ALL STREETS MUST MEET THE SPECIFICATIONS AND INSTALLATION REQUIREMENTS OF THE CITY OF O'FALLON.
23. ALL SANITARY MANHOLE TOPS SHALL HAVE A 31 MIL. THICK COAT OF COAL TAR PITCH WATER PROOFING.
24. ALL SANITARY SERVICE LINES SHALL HAVE A 6" DIAMETER.
25. MANHOLE FRAME AND COVER SHALL BE CLAY AND BAILEY NO. 2008 FOR NEENAH R-1736 OF DEETER 1315 OR APPROVED EQUAL.
26. A DROP OF 0.2 FEET IS REQUIRED THROUGH EACH SANITARY MANHOLE.
27. THE CITY OF O'FALLON, SHALL BE NOTIFIED AT LEAST 48 HOURS PRIOR TO CONSTRUCTION OF SANITARY SEWERS FOR COORDINATION AND INSPECTION.



THRUST BLOCK SCHEDULE

MAIN SIZE	MIN. THRUST BLOCK BEARING DIMENSIONS TO BEAR AGAINST UNDISTURBED EARTH					
	90°	45°	22 1/2°	TEE	VALVE	CROSS
4"	1'X2'	1'X1'	1'X1'	2'X1'	2'X1'	1'X1'
6"	1.5'X3'	1.5'X2.5'	1'X1.5'	2'X1.5'	2'X1'	1'X1.5'
8"	2'X4'	2'X2.5'	1'X2'	2'X2.5'	2'X2'	2'X2.5'
10"	3'X4'	2'X2.5'	1.5'X2'	2'X3.5'	2'X3'	2'X2'

TYPICAL THRUST BLOCK DETAILS
 N.T.S.

